

4112 N/2H4 DC Axial Fan

High performance DC Axial fan with electronically commutated external rotor motor. The Electronic commutation is completely integrated into the motor hub.



Features

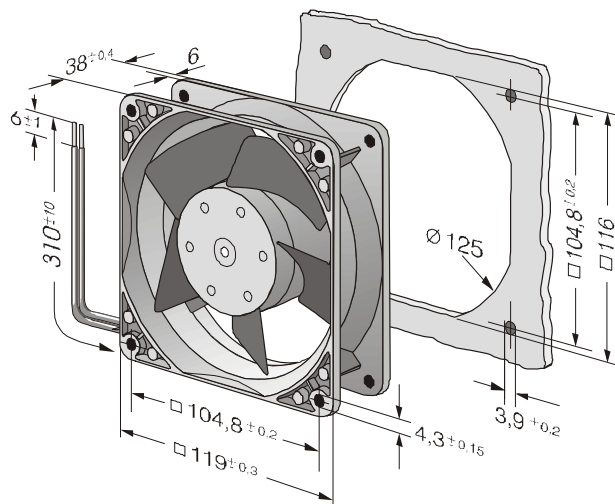
- Electronically protected against reverse polarity, overloading, and locking.
- Air intake over struts.
- Metal fan housing. Impeller of fibre-glass reinforced plastic PA
- Open collector tacho signal
- Electrical connection via 3 leads AWG 22 TR 64, 310mm long
Red = +12 VDC
Blue = GND
White = Tacho

General Data

Nominal voltage	V DC	12
Voltage range	V DC	9 ... 14
Nominal speed	min ⁻¹	6800
Max. flow rate	m ³ /h	360
Max. flow rate	CFM	211,8
Max. pressure	Pa	350
Noise free air	dB(A)	67
Current consumption	mA	2660
Power consumption	W	32
Start-up current	mA	Approx. 5000
Permanent ambient temperature at max. voltage	°C	-20 ... +65
Service life L ₁₀ (40 °C)	h	Approx. 60.000
Service life L ₁₀ (60 °C)	h	Approx. 35.000
Fan housing / impeller		Metal / PA 6.6
Bearing system		Ball bearings
Approvals		CSA; UL; VDE applied for
Mass	g	390

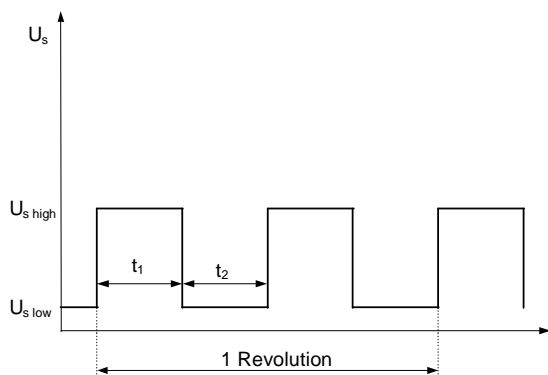
All technical data are mean values at nominal conditions.

subject to change

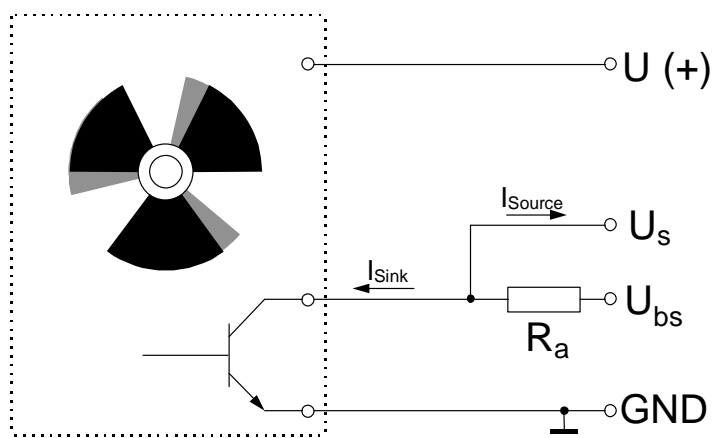


Tacho Signal /2

Output signal:



Connection Scheme:



U (+) = supply voltage (+)
 U_s = tacho signal
 U_{bs} = supply voltage tacho signal
 GND = ground (-)
 R_a = external pull up resistor

$$R_a = \frac{U_{bs} - U_{slow}}{I_{sink}}$$

Technical data:

Signal	2 pulse per revolution
U _{bs}	5...30 V DC
U _{s high}	5...30 V DC @ I _{source} = 0 mA
U _{s low}	≤ 0,4 V DC @ I _{sink} ≤ 2 mA
I _{sink max}	≤ 4 mA
t ₁ / t ₂	0,8 - 1,2