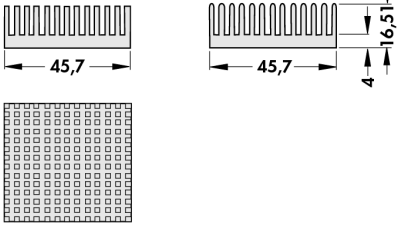
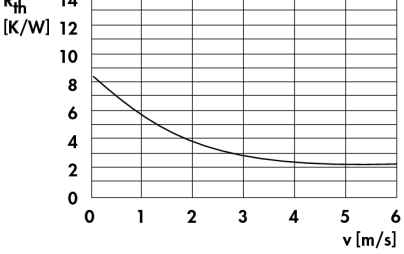
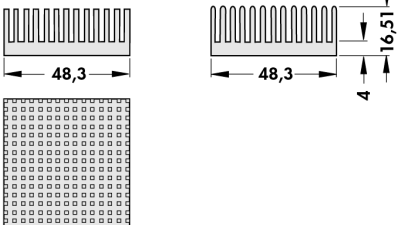
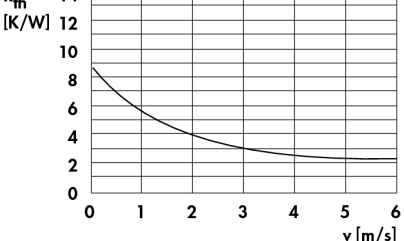
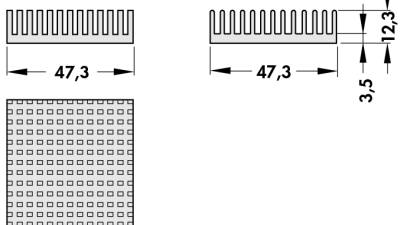
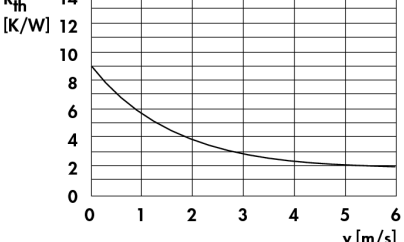
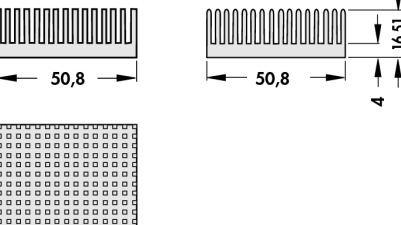
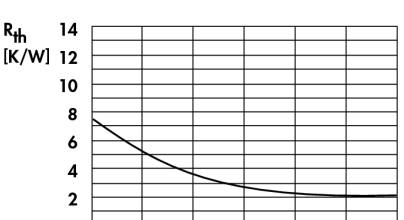
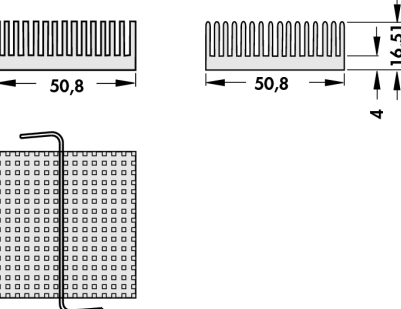
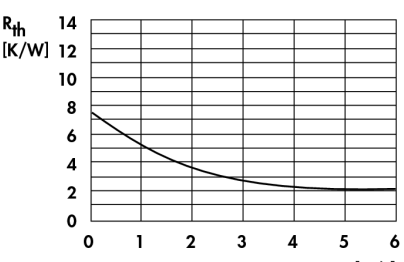


<p>art. no.</p> <p>ICK PGA 18 x 18 WLF ... 45 x 45</p>		
<p>art. no.</p> <p>ICK PGA 19 x 19 WLF ... 19 x 19</p>		
<p>art. no.</p> <p>ICK PGA 19 x 19 x 12 WLF ... 47 x 47</p>		
<p>art. no.</p> <p>ICK PGA 20 x 20 WLF ... 50 x 50</p>		
<p>art. no.</p> <p>ICK PGA 20 x 20 K WLF ... 50 x 50</p>	 <p>with fixing clamp for socket 7 and socket 370</p>	

Thermal conduct. foil WLF 404/405 → E 5
 Thermal conductive glue → E 14
 Thermal conductive paste → E 12
 Processor overview → B 2 - 7

SMD-heatsinks → B 25 - 27
 Mounting material for semiconduct. → E 34 - 38
 Hole pattern → A 21
 Technical introduction → A 2 - 7

B 10

A

B

C

D

E

F

G

H

I

K

L

M

N