
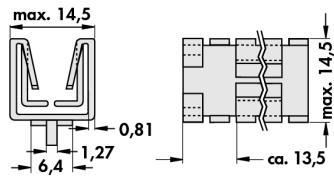
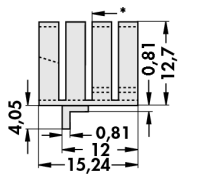

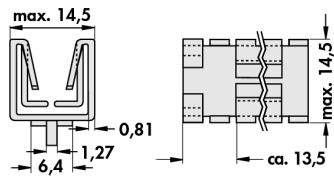
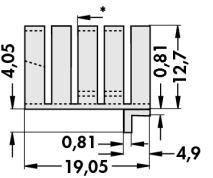

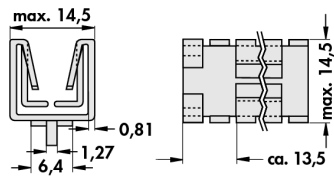
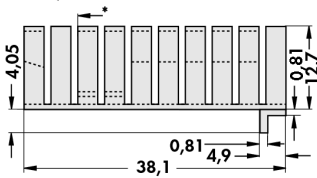


Attachable heatsink

with tinned soldering lug for direct soldering onto circuit board, for horizontal installation


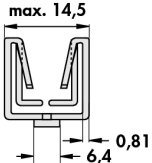
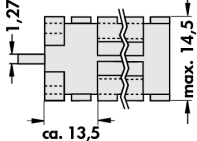
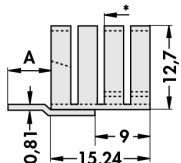

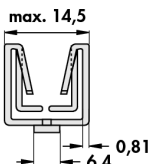
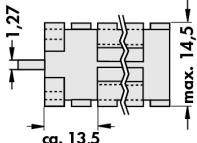
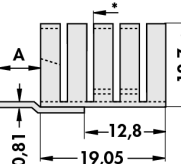

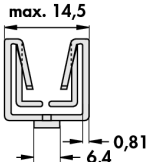
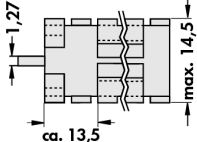
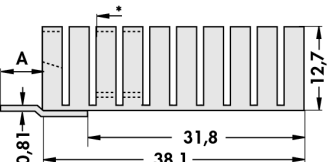
art. no.			26 K/W	
FK 242 SA 220 H				
art. no.			21 K/W	
FK 237 SA 220 H				
art. no.			16 K/W	
FK 240 SA 220 H				

* = touch in edge of transistor

material: aluminium

surface treatment: black anodised

with tinned soldering lug for direct soldering onto circuit board, for vertical installation

					
art. no.	R_{th} [K/W]	A [mm]	art. no.	R_{th} [K/W]	A [mm]
FK 242 SA 220 V	26	6.35	FK 242 SA 220 VL	26	9.53
					
art. no.	R_{th} [K/W]	A [mm]	art. no.	R_{th} [K/W]	A [mm]
FK 237 SA 220 V	21	6.35	FK 237 SA 220 VL	21	9.53
					
art. no.	R_{th} [K/W]	A [mm]	art. no.	R_{th} [K/W]	A [mm]
FK 240 SA 220 V	16	6.35	FK 240 SA 220 VL	16	9.53

* = touch in edge of transistor

material: aluminium

surface treatment: black anodised

Heatsinks for D PAK
Heatsinks for transistors
Silicone wafers
Mica wafers

→ C 17
→ C 4 - 9
→ E 2 - 4
→ E 11

technical annotations
U-shaped heatsink
Aluminium oxide wafers
Kapton insulator washers

→ A 2 - 7
→ A 117 - 120
→ E 9 - 10
→ E 8

C 14

A

B

C

D

E

F

G

H

I

K

L

M

N