

DC 6025-03



SIZE :
60x60x25mm (2.36"x2.36"x0.98")

CONSTRUCTION :
Glass fiber reinforced plastic;
Impeller and housing PBT are UL 94V-0 rating

OPERATING TEMPERATURE :
Ball bearing -30°C to +75°C
Sleeve bearing -10°C to +70°C

INSULATION RESISTANCE :
10meg Ohm min. at 500 VDC
(between frame and terminal)

DIELECTRIC STRENGTH :
5mA max. at 500 VAC 60Hz one minute
(between frame and terminal)

FUNCTION :
frequency generator or rotation detection signal option

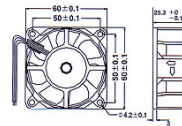
WEIGHT :
75 grams

Specifications

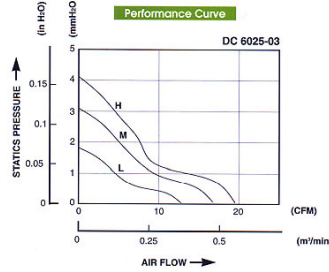
Specifications are subject to change without notice

MODEL NO.	BEARING	RATED VOLTAGE VDC	OPERATING VOLTAGE RANGE V	RATED CURRENT A	RATED INPUT POWER W	SPEED R.P.M.	MAX. AIR FLOW m ³ /min	MAX. AIR FLOW CFM	MAX. AIR PRESSURE mmH ₂ O	MAX. AIR PRESSURE IN H ₂ O	NOISE dB-A
BP602512L-03	Ball	12	10.2-13.8	0.09	1.08	2600	0.36	12.8	1.8	0.074	23
SP602512L-03	Sleeve										
BS602512L-03	Ball & Sleeve	12	10.2-13.8	0.11	1.32	3200	0.47	16.7	3.1	0.122	25
BP602512M-03	Ball										
SP602512M-03	Sleeve	12	10.2-13.8	0.13	1.56	3800	0.55	19.5	4.12	0.162	29.6
BS602512M-03	Ball & Sleeve										
BP602524L-03	Ball	24	20.4-27.6	0.08	1.92	2600	0.36	12.8	1.8	0.074	23
SP602524L-03	Sleeve										
BS602524L-03	Ball & Sleeve	24	20.4-27.6	0.10	2.40	3200	0.47	16.7	3.1	0.122	25
BP602524M-03	Ball										
SP602524M-03	Sleeve	24	20.4-27.6	0.12	2.88	3800	0.55	19.5	4.12	0.162	29.6
BS602524M-03	Ball & Sleeve										


Dimensions (mm)



Performance Curve



DC 6025-03 (Super)



SIZE :
60x60x25mm (2.36"x2.36"x0.98")

CONSTRUCTION :
Glass fiber reinforced plastic;
Impeller and housing PBT are UL 94V-0 rating

OPERATING TEMPERATURE :
Ball bearing -30°C to +75°C
Sleeve bearing -10°C to +70°C

INSULATION RESISTANCE :
10meg Ohm min. at 500 VDC
(between frame and terminal)

DIELECTRIC STRENGTH :
5mA max. at 500 VAC 60Hz one minute
(between frame and terminal)

FUNCTION :
auto-restart
frequency generator or rotation detection signal option

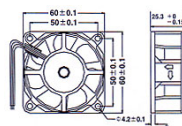
WEIGHT :
75 grams

Specifications

Specifications are subject to change without notice

MODEL NO.	BEARING	RATED VOLTAGE VDC	OPERATING VOLTAGE RANGE V	RATED CURRENT A	RATED INPUT POWER W	SPEED R.P.M.	MAX. AIR FLOW m ³ /min	MAX. AIR FLOW CFM	MAX. AIR PRESSURE mmH ₂ O	MAX. AIR PRESSURE IN H ₂ O	NOISE dB-A
BP602512HL-03	Ball	12	10.2-13.8	0.23	2.76	5000	0.78	27.4	7.25	0.29	37.8
SP602512HL-03	Sleeve										
BS602512HL-03	Ball & Sleeve	12	10.2-13.8	0.34	4.08	6000	0.94	33.2	10.3	0.40	42.4
BP602512HM-03	Ball										
SP602512HM-03	Sleeve	12	10.2-13.8	0.39	4.68	7000	1.09	38.4	13.4	0.527	46.7
BS602512HM-03	Ball & Sleeve										
BP602524HL-03	Ball	24	20.4-27.6	0.13	3.12	5000	0.78	27.4	7.25	0.29	37.8
SP602524HL-03	Sleeve										
BS602524HL-03	Ball & Sleeve	24	20.4-27.6	0.18	4.32	6000	0.94	33.2	10.3	0.40	42.4
BP602524HM-03	Ball										
SP602524HM-03	Sleeve	24	20.4-27.6	0.22	5.28	7000	1.09	38.4	13.4	0.527	46.7
BS602524HM-03	Ball & Sleeve										

Dimensions (mm)



Performance Curve

