




SPECIFICATION FOR APPROVAL

TO : _____

REF. No. _____

APPROVED DATE	CHECKED DATE	PREPARED DATE
		

MODEL No. AD0605HB-D71GL P.S. _____

DESCRIPTION: DC FAN REV. A

ID No. _____

THIS OFFER IS MADE ACCORDING TO YOUR CURRENT INQUIRY.
UNLESS OTHERWISE REVISED, THIS SPECIFICATION WILL BE FINAL FOR
ALL FUTURE PRODUCTION OF ORDERS FROM YOUR RESPECTED COMPANY

KINDLY STUDY IN DETAILS AND RETURN TO US THE DUPLICATE DULLY
SIGNED AS YOUR CONFIRMATION OF SAME.



 **ADDA CORPORATION**



BRUSHLESS AXIAL COOLING FANS

Customer :	Ref:	
Adda Model No. : AD0605HB-D71GL		
Samples attached : , piece(s),		
Safety Approval : UL, CUL, TUV, CE		
Specifications =====		
ITEM	SPECIFICATION / CONDITION	
DIMENSIONS	: 60x60x15 MM	
BEARING TYPE	: BALL	
RATED VOLTAGE	: 5.0 VDC	
OPERATING VOLTAGE RANGE	: 4.5 VDC - 5.5 VDC	
START-UP VOLTAGE	: 4.0 VDC, NOMINAL	
RATED CURRENT	: 0.370 Amp. + 10% MAX	
RATED POWER	: 1.85 Watt.	
RATED SPEED	: 4500 RPM ± 10%	
AIR FLOW	: 16.6 CFM	
STATIC AIR PRESSURE	: 0.152 Inch Water	
NOISE LEVEL	: 32.4 dB	
MOTOR PROTECTION	: BY IC	
CONNECTION LEAD TYPE	: WIRE, AWG#26	
LIFE EXPECTANCY	: 50000 Hours at 25°C	
NET WEIGHT	: 38 Gram.	
PACKING	: 300 pcs. per Export Carton.	
ADDA CORPORATION	Model No.:AD0605HB-D71GL	Page 1/4



SPECIFICATION

1.0 SCOPE

This documentation defines the mechanical & electrical Characteristics of DC Brushless Fans.

2.0 MATERIAL

2.1 Housing : UL94V-0 Glass Filled polyester (P.B.T)

2.2 Fan Blade : UL94V-0 Glass Filled polyester (P.B.T)

2.3 Bearing Sys. : () Sleeve, oil impregnated.
() Two Ball Bearing
() One Ball one Sleeve
() Hypro Bearing

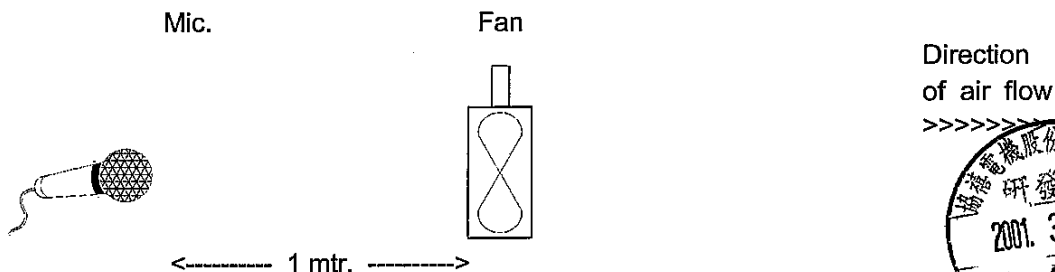
3.0 DIMENSIONS & CONSTRUCTION

All dimensions, Direction of rotation and air flow were specified as per drawing attached.

4.0 CHARACTERISTICS & DEFINITION

- 4.1 All rated characteristics were specified as per data sheet enclosed.
- 4.2 Rated Current : Rated Current shall be measured after 3 minutes of continuous rotation at rated voltage.
- 4.3 Rated Speed : Rated Speed shall be measured after 3 minutes of continuous rotation at rated voltage.
- 4.4 Start Voltage : The voltage which is able to start the fan to operate by suddenly switching 'ON'.
- 4.5 Input Power : Input Power shall be measured after 3 minutes of continuous rotation at rated voltage.
- 4.6 Locked Rotor Current : Locked current shall be measured within one minute of rotor locked, after 3 minutes of continuous rotation at rated voltage in clean air.
- 4.7 Air Flow & Static Pressure : The air flow data and static pressures should be determined in accordance with AMCA standard or DIN24163 specification in a doublechamber testing with intake - side measurement.
- 4.8 Noise Level : The measurement of noise level is carried out with reference to CNS8753 in an echoic chamber with the microphone positioned 1 meter from the air intake. Testing fan shall be hung in clean air.

NOISE LEVEL MEASUREMENT



ADDA CORPORATION

Model No. : AD0605HB-D71GL

Page 2 / 4

SPECIFICATION

5.0 MECHANICAL INSPECTION

5.1 Rotation Direction

Clockwise with label side facing up. The same direction also indicated by an arrow mark on one side of the housing.

5.2 Protection

All fans have integrated protection against locked rotor condition so that there will be no damage to winding or any electronic component.

Restarting is automatic as soon as any constraint to rotation has been released.

As fan placed at dead angle position, and the switch was changed from off to on. Restarting was automatic normal as soon as and proved that this fan is good fan.

5.3 Locked Rotor Protection

No damage shall be found after 72 hours continuously at condition of rotation locked.

Restarting is automatic as soon as constraint to running has been released.

5.4 Avoid the damage, check the correct voltage and proper polarity before connecting with power.

5.5 Free Drop Shock

In minimum package condition, the fan should withstand drops on any three faces from a height of 30cm onto a wood board of 10mm thick.

6.0 ELECTRICAL INSPECTION

6.1 Insulation Resistance

Not less than 10M ohm between housing and positive end of lead wire (red) at 500V DC.

6.2 Dielectric Strength

No damage should be found at 1,500 VAC for 60 seconds, measured with 5mA trip current between housing and positive end of lead wire.

6.3 Life Expectancy

The continuous duty life at given temperature after which, 90% of testing units shall still be running.

7.0 ENVIRONMENTAL

7.1 Operating Temperature / Humidity

-10°C to +70 at humidity 65%+/-20% RH.

7.2 Storage Temperature

All function shall be normal after 500 hours storage at -40°C to +70 °C with a 24 hour recovery period at room temperature.

7.3 Humidity

After 96 hours, 95% RH, 40+/-2°C per MIL-STD-202F, method 103B humidity test, measured data on insulation resistance and dielectric strength shall meet the specification.



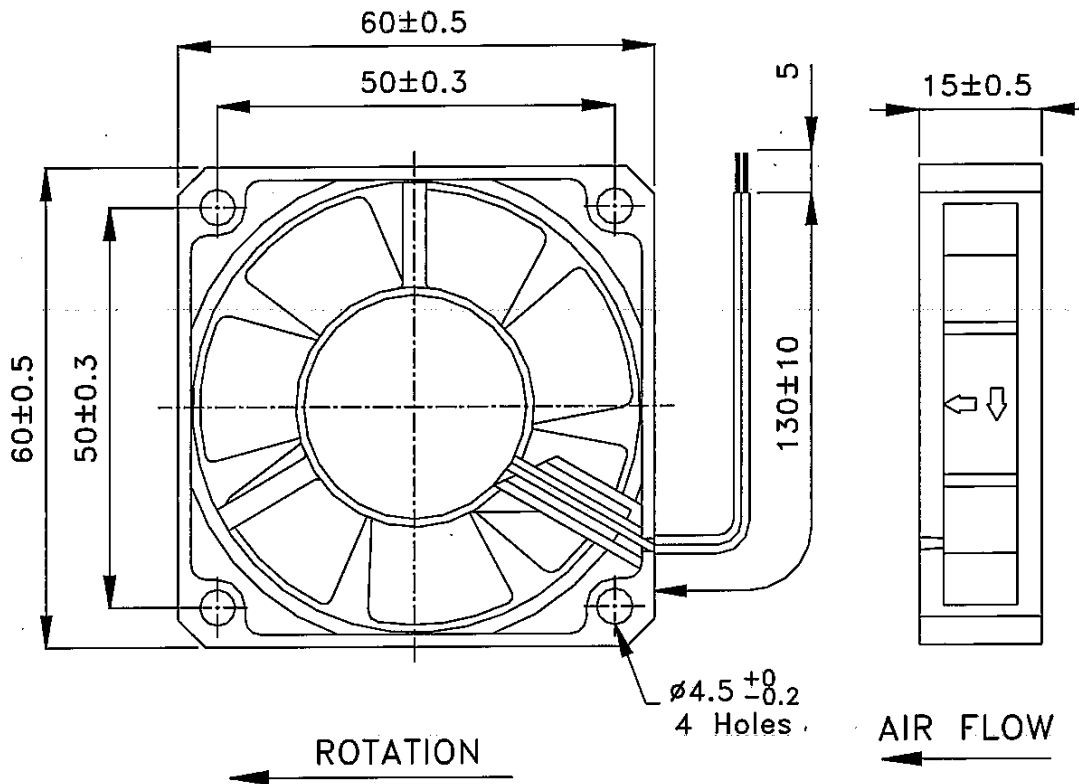
SPECIFICATION

8.0 REMARKS

- 8.1 Material and construction are subject to change without advance notice. The changes should be within specification.
- 8.2 All fans shall meet the quality inspection under sampling plan MIL-STD-105D as follow:

Critical	0.25%
Major	1.00%
Minor	2.50%

9.0 OUTLINE STYLING & DIMENSIONS



please do not touch and push Fan Blade with fingers or others.
Fan Blade and Ball Bearings may be damaged.
And it causes noise defect.

LEAD WIRES : UL 2468, AWG26 , L = 130+/- 10 MM
Red = positive ; Black = negative.



Northbrook, Illinois • (847) 272-8800
Melville, New York • (631) 271-6200
Santa Clara, California • (408) 985-2400
Research Triangle Park,
North Carolina • (919) 549-1400
Camas, Washington • (360) 817-5500



ADDA CORP
MR R SHIEH
NO 6 E SECTION INDUSTRY 6 RD
PING TUNG TAIWAN

RE: Project Number(s) - 00NK48311

Your most recent listing is shown below. Please review this information and report any inaccuracies to the UL Engineering staff member who handled your project.

For information on placing an order for UL Listing Cards in a 3 x 5 inch format, please refer to the enclosed ordering information.

GPWV8 February 8, 2001
Fans, Electric Certified For Canada - Component

ADDA CORP
NO 6 E SECTION INDUSTRY 6 RD, PING TUNG TAIWAN

E132139

Models AD08(A)(D)(C)-C70, AD09(A)(B)(C)-C70, where (A) may be 12 or 24, (B) may be H or M, (C) may be B or S, (D) may be H, L or M.
Models AD0205(A)(B)(C)(D), AD0212(A)(B)(C)(D), AD0305(A)(B)(C)(D), AD0312(A)(B)(C)(D), AD2005(A)(B)(C)(D), AD2012(A)(B)(C)(D)
where (A) may be D, H, L or M, (B) may be B, S or X, (C) may be G, (D) may be 50 or 70.
Model AD2512HB-BV7.
Models AD04(A)(B)(C)-G70, AD0403L(C)-G70, AD0405(D)(C)-K96, AD0424(B)(C)-C70, where (A) may be 05 or 12, (B) may be H or M, (C)
may be B, S or X, (D) may be H, L or M; Model BD0412MS-G70.
Model AD04(A), (B), (C), (D) or (E), where (A) may be 05, 12 or 24, (B) may be H, L or M, (C) may be B, S or X, (D) may be C or K, (E)
may be 50, 51, 52, 53, 56 or C3.
Models AA128(A)(B)(C)(D), AA838(A)(E)(C)(F), where (A) may be 1 or 2, (B) may be D, H, L or M, (C) may be B, S or X, (D) may be AT,
AW, PT or PW, (E) may be H or M, (F) may be AT or AW.
Model AD0612UB-D72GL.
Models AA1281U(A)-(B), AA1282U(A)-(B), where (A) may be B, S or X, (B) may be AT or AW.
Models AD09(A)(B)(C)-A70GL, AD12(A)(B)(C)-A71GL, AD12(A)(B)(C)-A72GL, where (A) may be 12 or 24, (B) may be H, L or M, (C) may
be B, S or X.
Models AD0912(A)(Y)-A(W)GL, AD0912(A)(Y)-A2GL, where (A) may be H, L, M or U, (Y) may be B, S or X, (W) may be 71, 72 or 73.
Models AD05(A)(B)(C)(D), AD0505(E)(C)-G76, AD0512(E)(C)(F), AD0512M(C)-D76, where (A) may be 05 or 12, (B) may be H or M, (C)
may be B, S or X, (D) may be D70, D71 or G90, (E) may be H, L or M, (F) may be G70 or G76.
Models AD08(A)(B)(C)-D71, AD08(D)UB-A(E)GL, AD0812(B)B-D74 where (A) may be 05 or 12, (B) may be H or M, (C) may be B, S or X,
(D) may be 12 or 24, (E) may be 71, 72 or 73.
Models AD06(A)(B)(C)-(E), AD06(A)(D)(C)-G90, AD0612(D)(C)-G96, where (A) may be 05 or 12, (B) may be H or M, (C) may be B, S or X,
(D) may be H, L or M, (E) may be D71GL, D72GL or D73GL.
Models AD0305(D)(B)-G56, AD0312L(B)-G50, AD0405(A)(B)-C50, AD0412(B)(C)-C50, where (A) may be L or M, (B) may be B, S or X, (C)
may be H, L or M, (D) may be D or L.
Model AD05vw-xyz, where t may be B or D, u may be 03, 04, 05 or 45, v may be H, L or M, w may be B, S or X, x may be G or R, y may
be 7, B or D, z may be 1, 3 or B.
Model AD2512(A), where (A) may be MB, MS or MX.
Model AD0812H(C)-A74GL, where (C) may be B, S or X.
Models AD12(A)(B)(F)-A72G2, AD12(A)(B)(F)-A71GL, where (A) may be 12 or 24, (B) may be H, L or M, (F) may be B, S or X.
Model AD12(X1)(X2)(X3)-F(X4), where (X1) may be 12, 24 or 48, (X2) may be H, L, M or U, (X3) may be B, S or X, (X4) may be 51, 52 or 53.
Model AD09(A)(B)(F)-(G), (A) may be 12 or 24, (B) may be H, L or M, (F) may be B, S or X, (G) may be AD0GL or AD2GL.
Model AD02(A)(L)(B)-G70, where (A) may be 05 or 12, (B) may be B, S or X; Model AD0205L(C)-G50, where (C) may be B or X.
Model AD75(A)(B)(C), where (A) may be 12 or 24, (B) may be H or M, (C) may be B, S or X.
Models AD09(A)(H)(C)-A74GL, AD0912(B)(C)-A76GL, where (A) may be 12 or 24, (B) may be H, L or M, (C) may be B, S or X.
Model AD0924XY-A7ZGL.
Models AD4505H(B)-G70, AD4512(A)(B)(C), where (A) may be H or M, (B) may be B, S or X, (C) may be G70 or G76.
Model AD1224(A)(B)-A74GL, where (A) may be H, L or M, (B) may be B, S or X.
Models AD0305L(X)-K70, AD0312L(X)-K70 where (X) may be B or X; Model AD0424MB-G70.
Models AD0612M(B)-D70GL, where (B) may be B, X or S; Model AD0812MB-D76.

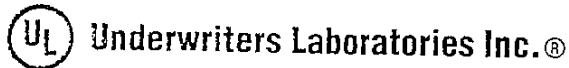
349050002

Page 1 of 2

A not-for-profit organization
dedicated to public safety and
committed to quality service



Northbrook, Illinois • (847) 272-886
Melville, New York • (516) 271-620
Santa Clara, California • (408) 985-
Research Triangle Park,
North Carolina • (919) 549-1400
Camas, Washington • (360) 817-55



ADDA CORP
MR R SHIEH
NO 6 E SECTION INDUSTRY 6 RD
PING TUNG TAIWAN

RE: Project Number(s) - 99NK171117

Your most recent listing is shown below. Please review this information and report any inaccuracies to the UL Engineering staff member who handled your project.

For information on placing an order for UL Listing Cards in a 3 x 5 inch format, please refer to the enclosed ordering information.

GPWV2 October 6, 1999
Fans, Electric - Component


ADDA CORP
NO 6 E SECTION INDUSTRY 6 RD, PING TUNG TAIWAN

E132139

Models AD0412HB-C70, -C71, AD0412HS-C70, -C71, AD0412MB-C70, -C71, AD0412MS-C70, -C71, AD0412LB-C70, -C71, AD0412LS-C70, -C71, AD06(A)(B)(C)(F), AD0605M(C)-A70GL, AD0612(B)(C)(E), AD08(A)(B)(C)(D), AD08(A)(B)(C)(G), AD0812H(C)-A74GL where (A) may be 12 or 24, (B) may be H, L or M, (C) may be B, S or X, (D) may be A70GL, A71GL, A75GL, (E) may be C70GL, C71GL, (F) may be A70GL, A71GL, A72GL or A73GL, (G) may be A72GL, A73GL.
Models AD08(A)(B)(C)(A)(D), AD08(A)(B)(X)(A)(E), AD09(A)(B)(C)(A)(D), AD09(A)(B)(F)(G), AD12(A)(B)(C)(A)(E), AD12(A)(B)(F)(A71GL, -A72GL where (A) may be 12 or 24, (B) may be H, L or M, (C) may be B or S, (D) may be 50, 51, 70, 71 or 72, (E) may be 70 or 71, (F) may be B, S or X, (G) may be A70GL or A72GL.
Models AD0205(A)(B)(C)(D), AD0212(A)(B)(C)(D), AD0305(A)(B)(C)(D), AD0312(A)(B)(C)(D), AD2005(A)(B)(C)(D), AD2012(A)(B)(C)(D) where (A) may be D, H, L or M, (B) may be B, S or X, (C) may be G, (D) may be 50 or 70.
Model AD2512HB-BV7.
Models AD0305(D)(B)-G56, AD0312(L)(B)-G50, AD0405(A)(B)(C)-C50, AD0412(B)(C)-C50, where (A) may be L or M, (B) may be B, S or X, (C) may be H, L or M, (D) may be D or L.
Models AD0405LX-K90, AD0405MX-K90, AD0412MX-K90, AD0512LX-G70, AD0512MX-G70, AD0612HY-D74GL, where (Y) may be B, S or X, (X) may be B or X.
Model AD0(A)(BC)(D)(E)(C)-F7 where (A) may be 8 or 9, (BC) may be 12 or 24, (D) may be H or M, (E) may be B, S or X, (F) may be 0 or 1.
Models AD12(A)(B)(C)(F5)(D), AD1212H(C)-F5(E), AD1224H(C)-F5(F), AD1226H(C)-F51 where (A) may be 12, 24 or 48, (B) may be H, M or L, (C) may be S, B, V or X, (D) may be 1, 2 or 3, (E) may be 4, 5, 6 or 7, (F) may be 4 or 6.
Models AD12(A)(B)(C)(A)(E), AD12(A)(B)(D)(A)(E)GL, where (A) may be 12 or 24, (B) may be H, L or M, (C) may be B or S, (D) may be B, S or X, (E) may be 70 or 71.
Models AD2512(A), AD2524(A) where (A) may be MB, MS or MX.
Models AD08, AD09 followed by (A)(B)(C)-A5(D) where (A) maybe 12 or 24, (B) may be H, L or M, (C) may be B or S, (D) may be 2 or 3.
Models AD0212HB-G71, AD0405HB-G91, AD0405HS-G91, AD0405MB-E81, -G91, AD0405MS-G91, AD0406MB-E81, AD0412HB-E81, -G91, AD0412LS-E81, AD0412LB-E81, AD0412LS-E81, AD0412MB-E81, -G91, AD0412MS-E81, -G91, AD0605HB-D71, AD0606HB-D71, AD0612HB-D71, AD0612HS-D71, AD0612LB-D71, AD0612LS-D71, AD0612MB-D71, AD0612MS-D71.
Models AD0 followed by 6 or 8, followed by 12 or 24, followed by H, L or M, followed by S or B, followed by A or C, followed by 50GL, 51GL, 70GL or 71GL.
Model AD75(A)(B)(C), where (A) may be 12 or 24, (B) may be H or M, (C) may be B, S or X.
Models AD04(A)(B)(C)-G70, AD0403L(C)-G70, AD0405(D)(C)-K96, AD0424(B)(C)-C70, where (A) may be 05 or 12, (B) may be H or M, (C) may be B, S or X, (D) may be H, L or M; Model BD0412MS-G70.
Models AA128(A)(B)(C)(D), AA838(A)(E)(C)(F), where (A) may be 1 or 2, (B) may be D, H, L or M, (C) may be B, S or X, (D) may be AT, AW, PT or PW, (E) may be H or M, (F) may be AT or AW.
Model AD05(A)(B)(C)(D), AD0505(E)(C)-G76, AD0512(E)(C)(F), AD0512M(C)-D76, where (A) may be 05 or 12, (B) may be H or M, (C) may be B, S or X, (D) may be D70, D71 or G90, (E) may be H, L or M, (F) may be G70 or G76.
Models AD08(A)(B)(C)-D71, AD08(D)UB-A(E)GL, AD0812(B)B-D74 where (A) may be 05 or 12, (B) may be H or M, (C) may be B or S or X, (D) may be 12 or 24, (E) may be 71, 72 or 73.
Models AD06(A)(B)(C)(E), AD06(A)(D)(C)-G90, AD0612(D)(C)-G96, where (A) may be 05 or 12, (B) may be H or M, (C) may be B or S or X, (D) may be H, L or M, (E) may be D71GL, D72GL or D73GL.

349050002


Page 1 of 2



Not-for-profit organization
dedicated to public safety and
committed to quality service

Underwriters Laboratories Inc.®

Models AD0612H(Y)-A76GL, AD0612M(Y)-A76GL, AD0612L(Y)-A76GL, where (Y) may be B, S or X.
Models AD0305L(X)-K70, AD0312L(X)-K70 where (X) may be B or X; Model AD0424MB-G70.
Models AD0412H(Y)-D50, AD0412H(Y)-D56, AD0412L(Y)-D50, AD0412L(Y)-D56, AD0412M(Y)-D50, AD0412M(Y)-D56 where (Y) may be B, S or X.
Model AD0612M(B)-D70GL where (B) may be B, S or X; Model AD0812MB-D76.
Models AD0612H(Y)-A76GL, AD0612L(Y)-A76GL, AD0612M(Y)-A76GL where (Y) may be B, S or X.
Models AD0612D(Y)-D70GL, AD0612D(Y)-D76GL, AD0612H(Y)-D70GL, AD0612H(Y)-D76GL, AD0612L(Y)-D70GL, AD0612L(Y)-D76GL, AD0612M(Y)-D70GL, AD0612M(Y)-D76GL, where (Y) may be B, S or X.
Model AD0624UX-A79GL.
Models AD0612XY-C72GL, AD0612XY-C73GL, AD0612XY-C76GL, AD0624XY-C70GL, AD0624XY-C76GL Series where X may be H, L or M, Y may be B, S or X.
Model AP45(A)(B)(C)-J(D), where (A) may be 05 or 12, (B) may be H, M or L, (C) may be B or X, (D) may be J or G, (E) may be 90 or 96.
Models AD(P1)(P2)(P3)(P4)-G(P5), where (P1) may be 04, 05, or 45, (P2) may be 05, 12, or 24, (P3) may be L, M, H, or U, (P4) may be B, X, or S, and (P5) may be 70 or 76.
Models AD02(A)(B)(C)-(D)(E), AD03(A)(B)(C)-(D)(E) and AD35(A)(B)(C)-(D)(E), where (A) may be 05 or 12; (B) may be L, M and D; (C) may be B or X; (D) may be G or D; (E) may be 50 or 53.
Model AD(A)(B)(C)(D)-(E)(F), (A) may be 02, 04, 05, 08, (B) may be 05, 12 or 24, (C) may be H, M or L, (D) may be S, X or B, (E) may be D or G or K, (F) may be 53, 70, 71, 72, 76.
Model ADabcd - efgh, where (a) may be 04, 06, 08 or 09, (b) may be 05, 12 or 48, (c) may be U, H, M or L, (d) may be B, S or X, (e) may be A, D, G, J or K, (f) may be 7, 9, A or C, (g) may be 0, 1, 3 or 6, and (h) may be GL or blank.
Model AD(A)48H(B)-(C)(D)8(E), where (A) may be 08, 09 or 12, (B) may be B, S or X, (C) may be A or F, (D) may be 5 or 7, (E) may be GL or blank.
Model AD(A)24(B)(C)-A7(D)GL, where (A) may be 09 or 12, (B) may be H or M, (C) may be B, S or X, and (D) may be 4 or A.
Model AD0505(A)(B)-G70, where (A) may be H, M or L, and (B) may be B, S or X.

Marking: Company name, model designation and the Recognized Component Mark for Canada, 



See General Information Preceding These Recognitions

For use only in equipment where the acceptability of the combination is determined by Underwriters Laboratories Inc.



Underwriters Laboratories Inc.®

Model AD02(A)L(B)-G70, where (A) may be 05 or 12, (B) may be B, S or X; Model AD0205L(C)-G50, where (C) may be B or X.
Models AD09(A)H(C)-A74GL, AD0912(B)(C)-A76GL, where (A) may be 12 or 24, (B) may be H, L or M, (C) may be B, S or X.
Models AD0912(A)(Y)-A(W)GL, AD0912(A)(Y)-A2GL, where (A) may be H, L, M or U, (Y) may be B, S or X, (W) may be 71, 72 or 73.
Model AD0924XY-A7ZGL.
Models AD4505H(B)-G70, AD4512(A)(B)-(C), where (A) may be H or M, (B) may be B, S or X, (C) may be G7 or G76.
Model AD1224(A)(B)-A74GL, where (A) may be H, L or M, (B) may be B, S or X.
Models AD0305L(X)-K70, AD0312L(X)-K70 where (X) may be B or X; Model AD0424MB-G70.
Models AD0412H(Y)-D50, AD0412H(Y)-D56, AD0412L(Y)-D50, AD0412L(Y)-D56, AD0412M(Y)-D50, AD0412M(Y)-D56 where (Y) may be B, S or X.
Model AD0612M(B)-D70GL where (B) may be B, S or X; Model AD0812MB-D76.
Models AD0612H(Y)-A76GL, AD0612L(Y)-A76GL, AD0612M(Y)-A76GL where (Y) may be B, S or X.
Models AD0612D(Y)-D70GL, AD0612D(Y)-D76GL, AD0612H(Y)-D70GL, AD0612H(Y)-D76GL, AD0612L(Y)-D70GL, AD0612L(Y)-D76GL, AD0612M(Y)-D70GL, AD0612M(Y)-D76GL, AD0624H(Y)-D70GL, AD0624H(Y)-D76GL, AD0624M(Y)-D70GL, AD0624M(Y)-D76GL, where (Y) may be B, S or X.
Models AD0305L(X)-K70, AD0312L(X)-K70, where (X) may be B or X; Model AD0424MB-G70.
Model AD0612M(B)-D70GL, where (B) may be B, S or X; Model AD0812MB-D76.
Models AD0612H(Y)-A76GL, AD0612M(Y)-A76GL, AD0612L(Y)-A76GL, where (Y) may be B, S or X.
Model AD0624UX-A79GL.
Models AD0612XY-C72GL, AD0612XY-C73GL, AD0612XY-C76GL, AD0624XY-C70GL, AD0624XY-C76GL Series where X may be H, L or M. Y may be B, S or X.

Marking: Company name or trademarks   and model designation.

See General Information Preceding These Recognitions

For use only in equipment where the acceptability of the combination is determined by Underwriters Laboratories Inc.

349050002

Page 2 of 2



GPVV2/E132139
October 6, 1999

Model	Input Ratings	Model	Input Ratings	Model	Input Ratings
AD0805HB-D71	05 Vdc, 0.43A	AD0812UB-A71GL	12 Vdc, 0.45A	AD0912MB-C73	12 Vdc, 0.16A
AD0805HS-D71	05 Vdc, 0.43A	AD0812US-A71GL	12 Vdc, 0.45A	AD0912MS-C73	12 Vdc, 0.16A
AD0805MB-D71	05 Vdc, 0.24A	AD0812UX-A71GL	12 Vdc, 0.45A	AD0912MX-C73	12 Vdc, 0.16A
AD0805MS-D71	05 Vdc, 0.24A	AD0824HB-A70GL	24 Vdc, 0.16A	AD0924HB-C72	24 Vdc, 0.14A
AD0812HB-A70GL	12 Vdc, 0.25A	AD0824HB-A71GL	24 Vdc, 0.16A	AD0924HS-C72	24 Vdc, 0.14A
AD0812HB-A71GL	12 Vdc, 0.25A	AD0824HB-A72GL	24 Vdc, 0.16A	AD0924HX-C72	24 Vdc, 0.14A
AD0812HB-A72GL	12 Vdc, 0.25A	AD0824HB-C70	24 Vdc, 0.15A	AD0924MB-C72	24 Vdc, 0.10A
AD0812HB-A73GL	12 Vdc, 0.25A	AD0824HB-C71	24 Vdc, 0.15A	AD0924MS-C72	24 Vdc, 0.10A
AD0812HB-A74GL	12 Vdc, 0.29A	AD0824HB-D71	24 Vdc, 0.13A	AD0924MX-C72	24 Vdc, 0.10A
AD0812HB-C70	12 Vdc, 0.24A	AD0824HS-A70GL	24 Vdc, 0.16A	AD0924HB-C73	24 Vdc, 0.14A
AD0812HB-C71	12 Vdc, 0.24A	AD0824HS-A72GL	24 Vdc, 0.16A	AD0924HS-C73	24 Vdc, 0.14A
AD0812HB-D71	12 Vdc, 0.19A	AD0824HS-C70	24 Vdc, 0.15A	AD0924HX-C73	24 Vdc, 0.14A
AD0812HB-D73	12 Vdc, 0.19A	AD0824HS-D71	24 Vdc, 0.13A	AD0924MB-C73	24 Vdc, 0.10A
AD0812HB-D74	12 Vdc, 0.17A	AD0824HX-A70GL	24 Vdc, 0.16A	AD0924MS-C73	24 Vdc, 0.10A
AD0812HS-A70GL	12 Vdc, 0.25A	AD0824LB-A70GL	24 Vdc, 0.09A	AD0924MX-C73	24 Vdc, 0.10A
AD0812HS-A71GL	12 Vdc, 0.25A	AD0912HB-C70	12 Vdc, 0.25A	AD0924HB-C70	24 Vdc, 0.14A
AD0612LB-C70GL	12 Vdc, 0.08A	AD0812HS-C70	12 Vdc, 0.24A	AD0912HS-C70	12 Vdc, 0.25A
AD0612LB-C71GL	12 Vdc, 0.08A	AD0812HX-A70GL	12 Vdc, 0.25A	AD0912HX-C70	12 Vdc, 0.25A
AD0612LS-A70GL	12 Vdc, 0.08A	AD0812HX-D71	12 Vdc, 0.19A	AD0912MB-C70	12 Vdc, 0.16A
AD0612LS-C70GL	12 Vdc, 0.08A	AD0812LB-A70GL	12 Vdc, 0.12A	AD0912MS-C70	12 Vdc, 0.16A
AD0612LX-A70GL	12 Vdc, 0.08A	AD0812LB-A72GL	12 Vdc, 0.12A	AD0912MX-C70	12 Vdc, 0.16A
AD0612MB-A70GL	12 Vdc, 0.14A	AD0812LB-A73GL	12 Vdc, 0.12A	AD0912HB-C71	12 Vdc, 0.25A
AD0605HB-A70GL	05 Vdc, 0.45A	AD0812LS-A70GL	12 Vdc, 0.12A	AD0912HS-C71	12 Vdc, 0.25A
AD0605HB-A72GL	05 Vdc, 0.45A	AD0812LS-A73GL	12 Vdc, 0.12A	AD0912HX-C71	12 Vdc, 0.25A
AD0605HB-C70GL	05 Vdc, 0.30A	AD0812LX-A70GL	12 Vdc, 0.12A	AD0912MB-C71	12 Vdc, 0.16A
AD0605HB-D71GL	05 Vdc, 0.37A	AD0812LX-A73GL	12 Vdc, 0.12A	AD0912MS-C71	12 Vdc, 0.16A
AD0605HB-D72GL	05 Vdc, 0.37A	AD0812MB-A70GL	12 Vdc, 0.15A	AD0912MX-C71	12 Vdc, 0.16A
AD0605HS-D71GL	05 Vdc, 0.37A	AD0812MB-A72GL	12 Vdc, 0.15A	AD0912HB-C72	12 Vdc, 0.25A
AD0824MB-A70GL	24 Vdc, 0.10A	AD0812MB-C70	12 Vdc, 0.16A	AD0912HS-C72	12 Vdc, 0.25A
AD0824MB-A71GL	24 Vdc, 0.10A	AD0812MB-D71	12 Vdc, 0.15A	AD0912HX-C72	12 Vdc, 0.25A
AD0824MB-C70	24 Vdc, 0.13A	AD0812MS-A70GL	12 Vdc, 0.15A	AD0912MB-C72	12 Vdc, 0.16A
AD0824MB-D71	24 Vdc, 0.10A	AD0812MS-A72GL	12 Vdc, 0.15A	AD0912MS-C72	12 Vdc, 0.16A

