

3115PS (80[□] x 38^L)

General Specifications

Allowable Ambient Temperature Range:

- 10°C ~ +70°C (Operating)
- 40°C ~ +70°C (Storage)
- (non-condensing environment)

Motor Structure: Shaded Pole Induction Motor

Motor Protection: Impedance Protection

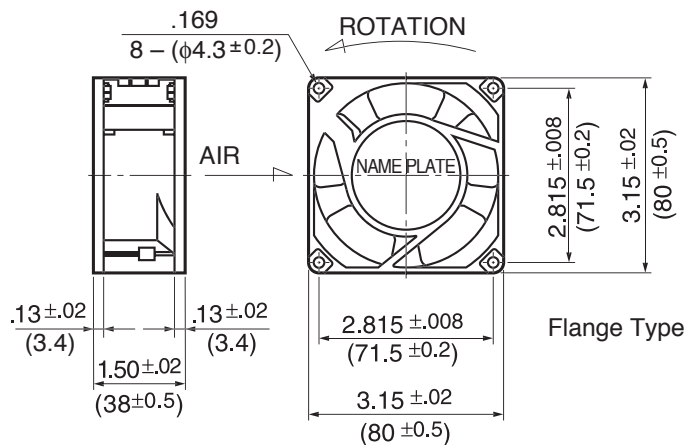
Expected Life

Failure Rate: 10%

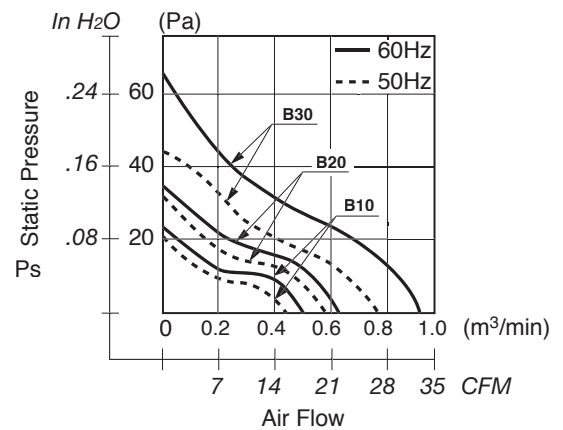
25°C 50,000 Hours

Outline

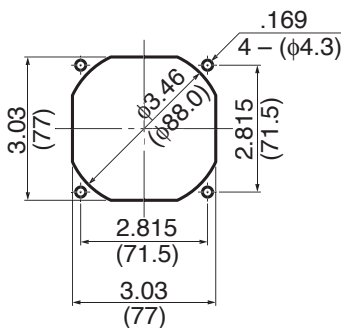
Units: $\frac{\text{inch}}{\text{mm}}$



Characteristic Curves



Panel Cut-outs



INLET SIDE / OUTLET SIDE

Material

- Casing : Aluminum
- Impeller : Polycarbonate (Glass Fiber-Containing)
- Bearing : Ball Bearings
- Lead Wire: AWG22, UL3266, CSA CL1252
- or Terminal: Faston #110 or equivalent

3115PS (80[□] x 38^L)



EMINEBEA.COM

AC Axial Fans

Specifications

MODEL	Rated Voltage	Frequency	Starting Voltage	Current	Input Power	Speed	Max. Air Flow		Max. Static Pressure		Noise	Mass
	(V)	(Hz)	(V)	(A)*1	(W) ^{+10% -20%}	(min ⁻¹)*3	CFM*2	(m ³ /min)*3	in H ₂ O	(Pa)*3	(dB)*2	(g)
3115PS-10T-B30-B00	100	50	65	0.170	9.0	2700	26.5	0.75	.14	34.3	33.0	270
	100	60	65	0.120	7.0	3200	32.0	0.90	.20	49.0	38.0	270
3115PS-12T-B30-A00	115	50	75	0.140	9.0	2700	26.5	0.75	.14	34.3	33.0	270
	115	60	75	0.110	7.0	3200	32.0	0.90	.20	49.0	38.0	270
3115PS-20T-B30-B00	200	50	130	0.080	9.0	2700	26.5	0.75	.14	34.3	33.0	270
	200	60	130	0.060	7.0	3200	32.0	0.90	.20	49.0	38.0	270
3115PS-22T-B30-B00	220	50	150	0.070	9.0	2700	26.5	0.75	.14	34.3	33.0	270
	220	60	150	0.060	7.0	3200	32.0	0.90	.20	49.0	38.0	270
3115PS-23T-B30-A00	230	50	150	0.070	10.0	2700	26.5	0.75	.14	34.3	33.0	270
	230	60	150	0.055	8.0	3200	32.0	0.90	.20	49.0	38.0	270
3115PS-24T-B30-A00	240	50	150	0.075	12.0	2700	26.5	0.75	.14	34.3	33.0	270
	240	60	150	0.060	9.0	3200	32.0	0.90	.20	49.0	38.0	270
3115PS-10T-B20-B00	100	50	65	0.080	4.5	2100	21.0	0.60	.10	24.5	29.0	270
	100	60	65	0.070	4.0	2300	24.0	0.68	.12	29.4	32.0	270
3115PS-12T-B20-A00	115	50	75	0.080	5.0	2100	21.0	0.60	.10	24.5	29.0	270
	115	60	75	0.070	4.5	2300	24.0	0.68	.12	29.4	32.0	270
3115PS-20T-B20-B00	200	50	130	0.040	4.5	2100	21.0	0.60	.10	24.5	29.0	270
	200	60	160	0.035	4.0	2300	24.0	0.68	.13	31.3	34.0	270
3115PS-22T-B20-B00	220	50	165	0.045	6.0	2200	22.0	0.63	.10	24.5	30.0	270
	220	60	165	0.040	5.0	2400	25.4	0.72	.13	31.3	34.0	270
3115PS-23T-B20-A00	230	50	150	0.050	7.0	2200	22.0	0.63	.10	24.5	30.0	270
	230	60	150	0.045	6.0	2500	26.0	0.74	.14	35.2	34.0	270
3115PS-24T-B20-A00	240	50	150	0.055	7.0	2200	22.0	0.63	.10	24.5	30.0	270
	240	60	150	0.045	6.0	2600	26.5	0.75	.15	37.2	35.0	270
3115PS-10T-B10-B00	100	50	65	0.065	4.5	1700	17.6	0.50	.06	16.6	23.0	270
	100	60	65	0.055	4.0	1900	19.4	0.55	.08	21.5	25.0	270
3115PS-12T-B10-A00	115	50	75	0.060	4.5	1700	17.6	0.50	.06	16.6	23.0	270
	115	60	75	0.055	4.0	1900	19.4	0.55	.08	21.5	25.0	270
3115PS-20T-B10-B00	200	50	130	0.045	4.5	1700	17.6	0.50	.06	16.6	23.0	270
	200	60	160	0.040	4.0	1900	19.4	0.55	.08	21.5	26.0	270
3115PS-22T-B10-B00	220	50	150	0.050	5.5	1750	17.6	0.50	.06	16.6	23.0	270
	220	60	150	0.045	4.5	2000	21.2	0.60	.09	23.5	26.0	270
3115PS-23T-B10-A00	230	50	150	0.055	6.0	1800	17.6	0.50	.07	17.6	23.0	270
	230	60	150	0.050	5.0	2100	22.0	0.63	.10	24.5	26.0	270
3115PS-24T-B10-A00	240	50	150	0.060	7.0	1800	17.6	0.50	.07	17.6	23.0	270
	240	60	150	0.055	6.0	2150	22.6	0.64	.10	25.4	26.0	270

Rotation: Counterclockwise Airflow Outlet: Air Out Over Struts *1: Maximum Values in Free Air *2: Average Values in Free Air *3: Minimum Values in Free Air