



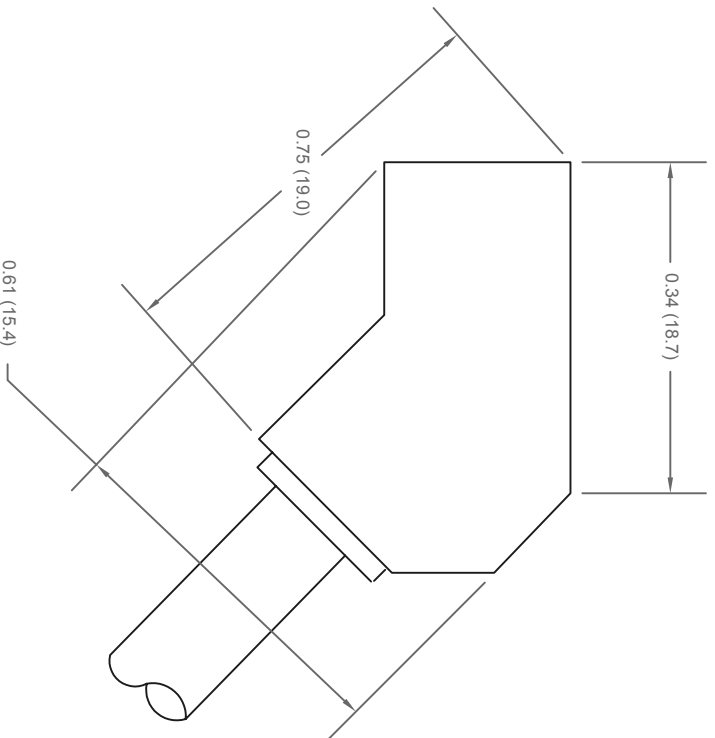
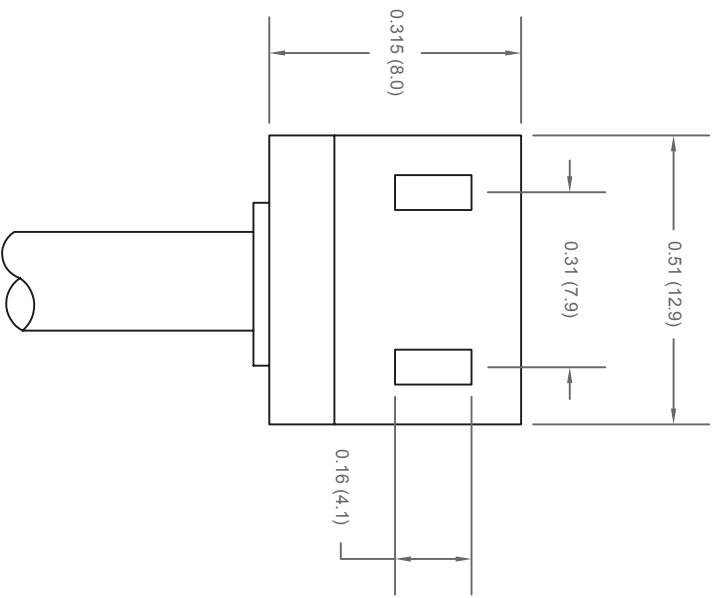

ALL RIGHTS RESERVED. NO PORTION OF THIS PUBLICATION, WHETHER IN WHOLE OR IN PART CAN BE REPRODUCED WITHOUT THE EXPRESS WRITTEN CONSENT OF SPC TECHNOLOGY.

SPC-F005.DWG

REVISIONS

DCP #	REV	DESCRIPTION	DRAWN	DATE	CHECKD	DATE	APPRVD	DATE
			ARN	23-10-10	JAG	23-10-10	XXX	08-11-10

DOC. NO. SPC-F005 \* Effective: 7/8/02 \* DCP No: 1398



Dimensions : Inches (mm)

DISCLAIMER:

ALL STATEMENTS AND TECHNICAL INFORMATION CONTAINED HEREIN ARE BASED UPON INFORMATION AND/OR TESTS WE BELIEVE TO BE ACCURATE AND RELIABLE. SINCE CONDITIONS OF USE ARE BEYOND OUR CONTROL, THE USER SHALL DETERMINE THE SUITABILITY OF THE PRODUCT FOR THE INTENDED USE AND ASSUME ALL RISK AND LIABILITY WHATSOEVER IN CONNECTION THEREWITH.

TOLERANCES:

UNLESS OTHERWISE SPECIFIED, DIMENSIONS ARE FOR REFERENCE PURPOSES ONLY.

DRAWN BY:	DATE:
ARN	23-10-10
CHECKED BY:	DATE:
JAG	23-10-10
APPROVED BY:	DATE:
XXX	08-11-10

DRAWING TITLE:

45° Plug

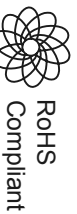
SIZE	DWG. NO.	ELECTRONIC FILE	REV
A	MC33048	87P0766	A
SCALE:	U.O.M.: Millimeters	SHEET:	1 OF 1
NTS			



ALL RIGHTS RESERVED. NO PORTION OF THIS PUBLICATION, WHETHER IN WHOLE OR IN PART CAN BE REPRODUCED WITHOUT THE EXPRESS WRITTEN CONSENT OF SPC TECHNOLOGY.

SPC-F005.DWG

REVISIONS		DOC. NO. SPC-F005	* Effective: 7/8/02	* DCP No: 1398				
DCP #	REV	DESCRIPTION	DRAWN	DATE	CHECKD	DATE	APPRVD	DATE
			ARN	23-10-10	JAG	23-10-10	XXX	08-11-10



RoHS Compliant

**Specifications:**

Wire: SPT1 2 and 3 conductor 105°C, 300 volts

**Lengths:**

Standard (12, 24, 36, 40, 48, 50, 60 and 80 inches)

Custom (any length you desire. When ordering, add desired length to part number (i.e. 52.5 inches would be HP75-52.5))

**Other options:**

- Terminal connections (any)
- Heat shrink
- Labeling
- Stripping
- Tinning
- Three conductor cords
- Complete wire harness assemblies (rated at 105°C, 300 volts)
- Red tracer cords (all head configurations and lengths)

**DISCLAIMER:**

ALL STATEMENTS AND TECHNICAL INFORMATION CONTAINED HEREIN ARE BASED UPON INFORMATION AND/OR TESTS WE BELIEVE TO BE ACCURATE AND RELIABLE. SINCE CONDITIONS OF USE ARE BEYOND OUR CONTROL, THE USER SHALL DETERMINE THE SUITABILITY OF THE PRODUCT FOR THE INTENDED USE AND ASSUME ALL RISK AND LIABILITY WHATSOEVER IN CONNECTION THEREWITH.

**TOLERANCES:**

UNLESS OTHERWISE SPECIFIED, DIMENSIONS ARE FOR REFERENCE PURPOSES ONLY.

DRAWN BY:	DATE:
ARN	23-10-10
CHECKED BY:	DATE:
JAG	23-10-10
APPROVED BY:	DATE:
XXX	08-11-10

DRAWING TITLE:		45° Plug	
SIZE	DWG. NO.	ELECTRONIC FILE	REV
A	MC33048	87P0766	A
SCALE:	U.O.M.: Millimeters	SHEET:	1 OF 1

**Part Number Table**

Description	Part Number
45° Plug	MC33048
45° Plug	MC33049