

Compact Cooling Fans and Accessories

Compact Cooling Fans



Can be installed on any surface of an enclosure. With the addition of accessory fan brackets, Compact Cooling Fans can also be installed in any position inside the enclosure for spot cooling or air circulation.

Features

- Maximum operating temperature is 158 F (70 C)
- 4-in. fan is thermally protected and uses permanently lubricated ball bearings
- 6- and 10-in. fans have ball-bearing construction and split-capacitor motors
- Split-capacitor motors are thermally protected to avoid premature failure
- Dynamically balanced impellers molded from polycarbonate material
- One finger guard is furnished (additional finger guards are available)
- All mounting hardware is provided

Fan bracket and additional finger guards must be purchased separately

- 240 and 560 CFM fans have ball bearing construction and split capacitor motors
- Fans have leadwires with ends stripped 1/2-in. (12-mm) or 6-ft. (1.8-m) cord with polarized plug for power connections

Consult your local Hoffman sales office for information on modifications to this product

Finish

Fan housing is black.

Accessories

Fan Brackets
Finger Guards
Temperature Control Switch
Bulletin: D85

Industry Standards

UL Component Recognized

CSA certified

Application

Compact Cooling Fans are ideal for applications where enclosure space is limited and quiet, reliable cooling is required. Engineered for 50,000 hours of continuous operation without lubrication or service.

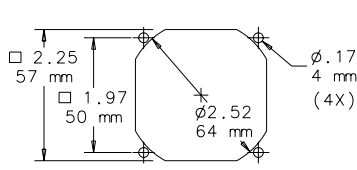
Installation

Standard Product and Cutout Dimensions

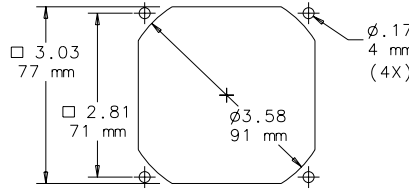
| Catalog Number | Nominal Size | Power Connection | Voltage | A in./mm | D in./mm | E in./mm | J in./mm | K in./mm | L in./mm | M in./mm |
|----------------|--------------|------------------|---------|-------------|-------------|------------|-------------|------------|------------|-------------|
| A2AXFN24 | 2 | Lead wires | 24 VDC | — | 1.97 50 | .98 25 | 1.97 50 | .98 25 | — | — |
| A3AXFN | 3 | Lead wires | 115 VAC | — | 2.81 71 | 1.40 36 | 2.81 71 | 1.40 36 | — | — |
| A3AXFN24 | 3 | Lead wires | 24 VDC | — | 2.81 71 | 1.40 36 | 2.81 71 | 1.40 36 | — | — |
| A4AXFNGQ | 4 | Power cord/Quiet | 115 VAC | 4.62 117 | 4.12 105 | 2.06 52 | 4.12 105 | 2.06 52 | — | — |
| A4AXFNPG | 4 | Power cord | 115 VAC | 4.62 117 | 4.12 105 | 2.06 52 | 4.12 105 | 2.06 52 | — | — |
| A4AXFN | 4 | Lead wires | 115 VAC | 4.62 117 | 4.12 105 | 2.06 52 | 4.12 105 | 2.06 52 | — | — |
| A4AXFN2 | 4 | Lead wires | 230 VAC | 4.62 117 | 4.12 105 | 2.06 52 | 4.12 105 | 2.06 52 | — | — |
| A4AXFN24 | 4 | Lead wires | 24 VDC | 4.62 117 | 4.12 105 | 2.06 52 | 4.12 105 | 2.06 52 | — | — |
| A6AXFNGQ | 6 | Power cord/Quiet | 115 VAC | 5.88 149 | — | — | — | — | 3.19 81 | 6.38 162 |
| A6AXFNPG | 6 | Power cord | 115 VAC | 5.88 149 | — | — | — | — | 3.19 81 | 6.38 162 |
| A6AXFN | 6 | Lead wires | 115 VAC | 5.88 149 | — | — | — | — | 3.19 81 | 6.38 162 |
| A6AXFN2 | 6 | Lead wires | 230 VAC | 5.88 149 | — | — | — | — | 3.19 81 | 6.38 162 |
| A6AXFN24 | 6 | Lead wires | 24 VDC | 5.88 149 | — | — | — | — | 3.19 81 | 6.38 162 |
| A10AXFNPG | 10 | Power cord | 115 VAC | 9.00 229 | 6.88 175 | 3.44 87 | 6.88 175 | 3.44 87 | — | — |
| A10AXFN | 10 | Lead wires | 115 VAC | 9.00 229 | 6.88 175 | 3.44 87 | 6.88 175 | 3.44 87 | — | — |
| A10AXFN2 | 10 | Lead wires | 230 VAC | 9.00 229 | 6.88 175 | 3.44 87 | 6.88 175 | 3.44 87 | — | — |

CFM without exhaust grille

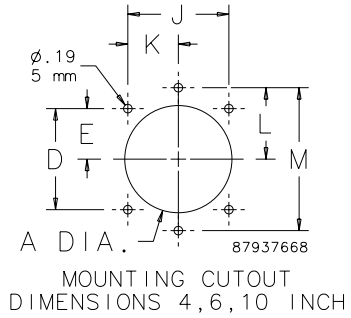
Compact Cooling Fans and Accessories



MOUNTING CUTOUT DIMENSIONS 2 INCH



MOUNTING CUTOUT DIMENSIONS 3 INCH

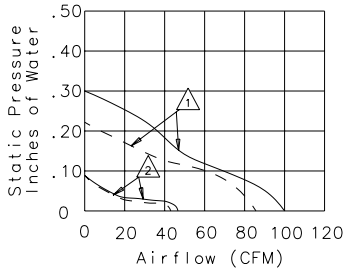


MOUNTING CUTOUT DIMENSIONS 4, 6, 10 INCH

Technical/Performance Data for Compact Cooling Fans

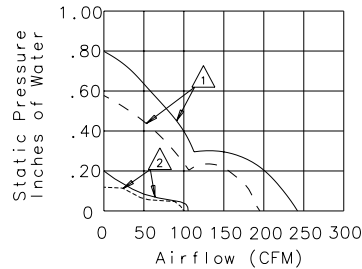
| Catalog Number | Nominal Size | Power Connection | Voltage | A @ 50/60 Hz | W @ 50/60 Hz | CFM @ 50/60 Hz | Fan Size (in. ²) | Fan Depth | Max. Motor Operating RPM @ 50/60 Hz | Noise SIL (dB) |
|----------------|---------------|------------------|---------|--------------|--------------|----------------|------------------------------|-----------|-------------------------------------|----------------|
| A2AXFN24 | 2 | Lead wires | 24 VDC | .09 | 2.16 | 21.5 | 2.36 | .98 in. | 4550 | 65 |
| A3AXFN | 3 | Lead wires | 115 VAC | .09 | 7 | 27 | 3.15 | 1.50 in. | 2700 | 40 |
| A3AXFN24 | 3 | Lead wires | 24 VDC | .14 | 3.36 | 40 | 3.15 | .98 in. | 3400 | 35 |
| A4AXFNGQ | 4 (Quiet Fan) | Power cord | 115 VAC | .09/.08 | 6/5 | 46/49 | 4.69 | 1.52 in. | 1350/1450 | 27/28 |
| A4AXFNPG | 4 | Power cord | 115 VAC | .26/.21 | 17/15 | 85/100 | 4.69 | 1.52 in. | 2415/2900 | 37/41 |
| A4AXFN | 4 | Lead wires | 115 VAC | .26/.21 | 17/15 | 85/100 | 4.69 | 1.52 in. | 2415/2900 | 37/41 |
| A4AXFN2 | 4 | Lead wires | 230 VAC | .14/.11 | 16/14 | 85/100 | 4.69 | 1.52 in. | 2415/2900 | 37/41 |
| A4AXFN24 | 4 | Lead wires | 24 VDC | .35 | 8.4 | 118 | 4.69 | 1.52 in. | 3200 | 46.5 |
| A6AXFNGQ | 6 (Quiet Fan) | Power cord | 115 VAC | .16/.19 | 16/18 | 85/102 | 6.77 | 1.50 in. | 1400/1650 | 35/38 |
| A6AXFNPG | 6 | Power cord | 115 VAC | .45/36 | 36/32 | 200/240 | 6.77 | 1.50 in. | 2670/3200 | 50/56 |
| A6AXFN | 6 | Lead wires | 115 VAC | .45/36 | 36/32 | 200/240 | 6.77 | 1.50 in. | 2670/3200 | 50/56 |
| A6AXFN2 | 6 | Lead wires | 230 VAC | .23/18 | 39/35 | 200/240 | 6.77 | 1.50 in. | 2670/3200 | 50/56 |
| A6AXFN24 | 6 | Lead wires | 24 VDC | .88 | 21.1 | 280 | 6.77 | 2.00 in. | 3750 | 62.5 |
| A10AXFNPG | 10 | Power cord | 115 VAC | 1.0/.88 | 36/36 | 480/560 | 10.00 | 3.50 in. | 1350/1650 | 45.8/49 |
| A10AXFN | 10 | Lead wires | 115 VAC | 1.0/.88 | 36/36 | 480/560 | 10.00 | 3.50 in. | 1350/1650 | 45.8/49 |
| A10AXFN2 | 10 | Lead wires | 230 VAC | .47/43 | 36/36 | 480/560 | 10.00 | 3.50 in. | 1350/1650 | 45.8/49 |

Performance Curves: 4-in. Fans



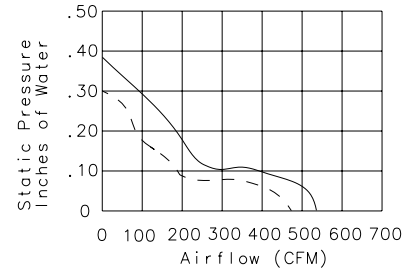
△ FNGQ, FN, FN2 models
△ FNGQ models

Performance Curves: 6-in. Fans



(Curves represent fan performance only.)

Performance Curves: 10-in. Fans



— 60 Hz
- - - 50 Hz

87744317



Compact Cooling Fans and Accessories

Fan Cords



Used to power Compact Cooling Fans when positive ground of the cabinet case is required. Available with connectors for one or two fans. Five-foot (1.52-meter) cord with grounded three-prong plug. Fits A4AXFNPG, A6AXFNPG, A10AXFNPG, A4AXFNGQ and A10AXFNGQ.

Bulletin: DTHRM

| Catalog Number | Description |
|----------------|----------------|
| ACORD1 | One connector |
| ACORD2 | Two connectors |

Fan Filter and Finger Guard Kit



Low-density filter kit for 4-in. (102-mm) and 6-in. (152-mm) fans. Can also be used as vent. Filter is removable and can be cleaned and reused. Mounting hardware included.

Bulletin: DTHRM, DWS1

| Catalog Number | Description | Fits |
|----------------|---------------------------------|------------|
| AFLTR4LD | Fan Filter and Finger Guard Kit | 4-in. fans |
| AFLTR6LD | Fan Filter and Finger Guard Kit | 6-in. fans |

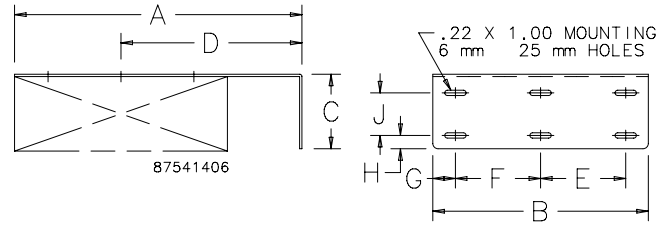
Compact Cooling Fans and Accessories

Fan Brackets



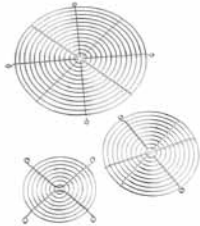
Designed to provide easy mounting of Hoffman cooling fans on enclosure panels. Brackets can be used for general air circulation or to direct air at problem areas. All sizes are .100-in. aluminum. Package quantity of 1 bracket. Fans must be ordered separately.

Bulletin: D85



| Catalog Number | AxBxC in./mm | Used with Fan Catalog Number | D in./mm | E in./mm | F in./mm | G in./mm | H in./mm | J in./mm |
|----------------|----------------------|--------------------------------------------|----------|----------|----------|----------|----------|----------|
| ABRKT2 | 3.75 x 2.75 x 1.50 | A2AXFN24 | 2.38 | — | 1.75 | .50 | .37 | .62 |
| | 95 x 70 x 38 | | 60 | — | 44 | 13 | 9 | 16 |
| ABRKT3 | 4.50 x 3.50 x 1.50 | A3AXFN, A3AXFN24 | 2.75 | — | 2.50 | .50 | .37 | .62 |
| | 114 x 89 x 38 | | 70 | — | 64 | 13 | 9 | 16 |
| ABRKT4 | 6.00 x 5.00 x 1.50 | A4AXFNPG, A4AXFNGQ, A4AXFN, or A4AXFN2 | 3.50 | — | 3.00 | 1.00 | .38 | .62 |
| | 152 x 127 x 38 | | 89 | — | 76 | 25 | 10 | 16 |
| ABRKT6 | 10.00 x 6.88 x 2.00 | A6AXFNPG, A6AXFNGQ, A6AXFN, or A6AXFN2 | 6.50 | — | 5.00 | .94 | .38 | 1.00 |
| | 254 x 175 x 51 | | 51 | — | 127 | 24 | 10 | 25 |
| ABRKT10 | 13.50 x 10.12 x 3.50 | A10AXFNPG, A10AXFNGQ, A10AXFN, or A10AXFN2 | 8.50 | 4.00 | 4.00 | 1.06 | .62 | 2.00 |
| | 343 x 257 x 89 | | 216 | 102 | 102 | 27 | 16 | 51 |

Finger Guards



One finger guard is included with each Compact Cooling Fan and Cooling Fan Package. Additional Finger Guards can be mounted on either side of the fan for maximum safety. All guards are chrome-plated and meet UL 507 .25-in. plug gauge test.

Bulletin: D85

| Catalog Number | Use on Compact Cooling Fan Catalog Numbers |
|----------------|--------------------------------------------|
| AGARD2 | A2AXFN24 |
| AGARD3 | A3AXFN, A3AXFN24 |
| AGARD4 | A4AXFNPG, A4AXFNGQ, A4AXFN, A4AXFN2 |
| AGARD6 | A6AXFNPG, A6AXFNGQ, A6AXFN, A6AXFN2 |
| AGARD10 | A10AXFNPG, A10AXFNQR, A10AXFN, A10AXFN2 |