

Optical/Contact Hand Tachometers with LED display CT6

Main Features

The Concorde CT6 series of Hand Held Tachometers are available in a variety of models to suit most applications, with large Bright LED displays and a wide selection of excellent features, including standard optical system range up to 1 metre or with a Laser system with a range up to 2 metres for enhanced optical performance.

These Tachometers have facilities for both Optical and Contact measurements, when purchased with one of our optional Contact adaptors, of which there is a choice of three types available to suit your application requirements.

Standard Optical System

Optical range 50 - 1000mm
Optical angle +/- 45 deg.

Laser Optical System

Optical range 50 - 2000mm
Optical angle +/- 80 deg.

Key features:

Bright LED Display • Very wide speed range
• Long Optical Range • Last reading hold & recall memory • Additional Count & Times modes • Range of contact adaptors for rpm & linear rate • External input for remote optical sensors is standard • Wide range of accessories available • Calibration certificate supplied

Measurement ranges:

rpm • Linear speed Metres & Feet per min (Metres/sec Metric Model)
• Count mode - length & revs • Time interval (reciprocal speed)
• Time accumulative (average rate)

General Specification





RPM overall range	3 to 99,999 rpm
Resolution	max - 0.001 (auto)
Count mode	0 - 99999 revolutions
Resolution	0.1 metre or 1rpm
Time Accumulative	0.01 - 99999 secs
Time Interval	0.01 - 99999 (seconds/rev.)
Accuracy	0.05% rpm/time
On Target ind.	Yes
Low Battery	Yes
Power	4 x AA batteries (supplied)

Contact Measurement mode With LSAB-2 Adaptor attached

rpm	3 rpm - 50,000 rpm
Metres/min	0.30 - 1999.9
Feet/min	0.30 - 4500.0
Length	0 - 9999.9 metres (0.1 res.)
Total revs	0 - 99999 revolutions

Supplied with own carry case


Typical applications



Remote Optical Sensor



Heavy duty Contact Adaptors-



Order codes	Description
Standard Model	
CT6	6 range Optical Tachometer supplied with Contact Adaptor
CT6/M	Metric version Metres/min/sec
CT6/K	With Contact Adaptor & Remote Optical sensor in Carry case
Laser Model	
CT6/LSR	6 range Optical Tachometer supplied with Contact Adaptor
CT6/LSR/K	With Contact Adaptor & Remote Optical sensor in Carry case
Note: Metric only versions are available with two Linear ranges, Metres/min & Metres/sec - add suffix /M to order code e.g. CT6/M/LSR	