



Fig. 1



Fig. 2



Fig. 3




Fig. 4




Fig. 5



Fig. 6




Fig. 7

Signal Combiners & Amplifiers

Retail Part No.	Bulk Part No.	Figure No.	Description	Frequency Range(MHz)	Insertion Loss(dB)	Return Loss(dB)	Isolation (dB)	Noise Fig. (dB)max	DC Power	Out of Band Rejection	Gain (dB)
32-3031		1	Channel 3 Signal Combiner	N/A	N/A	N/A	N/A	N/A	N/A	N/A	
32-3041		1	Channel 4 Signal Combiner	N/A	N/A	N/A	N/A	N/A	N/A	N/A	
32-4005		2	Satellite In-Line Amplifier-RG6*	450-2250	N/A	N/A	N/A	4	15v/18v	N/A	20-21
SD-4005		2	Satellite In-Line Amplifier-RG6	450-2050	N/A	6	N/A	5	15v	N/A	18
32-4040		3	Satellite Multi-Switch*	40-2150	14dB@(40-860)MHz 2dB@(950-2150)MHz	N/A	35	N/A	14v/18v	N/A	
32-4160		4	Satellite Diplexer-DC-Passive*	5-2150	1dB@(5-860)MHz 2.5dB@(950-2150)MHz	10dB	N/A	N/A	N/A	20dB	
32-4164		4	Satellite Diplexer-DC-Blocking*	5-2150	1dB@(5-860)MHz 2.5dB@(950-2150)MHz	10dB	N/A	N/A	N/A	20dB	
	SD-4164-BU	5	Diplexer/Mixer	40-2050	N/A	N/A	N/A	N/A	N/A	N/A	
SD-3300		6	Antenna Coupler, 300Ω						N/A		
SD-3700		7	Antenna Coupler, 75Ω						N/A		

Notes: *=Gold Plating