
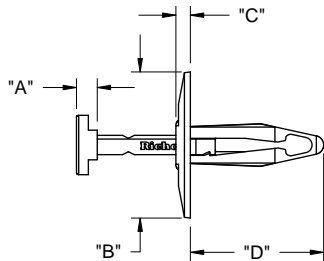
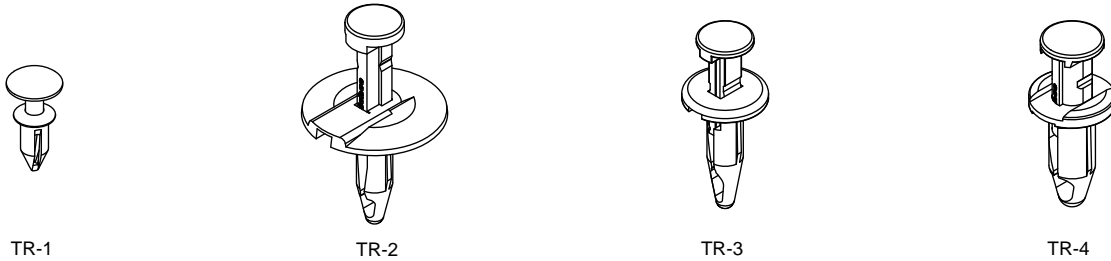


PART NUMBER	HOLE DIAMETER	PANEL RANGE	"A"±.010	"B"±.010	"C"±.010	"D"±.010	NO. OF LEGS	PIN STYLE
TR-1	.193-.205 [4.9-5.2]	.059-.181 [1.5-4.6]	.100 [2.5]	.283 [7.2]	.045 [1.1]	.445 [11.3]	3	B
TR-2	.248-.276 [6.3-7]	.098-.350 [2.5-8.9]	.140 [3.6]	.985 [25]	.098 [2.5]	.898 [22.8]	2	A
TR-3	.250-.276 [6.4-7]	.098-.315 [2.5-8]	.110 [2.8]	.585 [14.9]	.079 [2]	.897 [22.8]		
TR-4	.315-.325 [8-8.3]	.118-.315 [3-8]	.091 [2.3]	.585 [14.9]	.106 [2.7]	.830 [21.1]		



- NOTES:
1. MATERIAL: NYLON 6/6, IMPACT MODIFIED, UL 94 HB (RMS-73).
2. COLOR: BLACK
3. ALTERNATE UNITS FOR REFERENCE ONLY.
4. PANEL RANGE MAY VARY WITH HOLE SIZE.

TITLE: TOUGH RIVET		DWG IN IN [MM]	FINAL	PRINT TYPE
CREATED USING SOLIDWORKS	FILE #: TR-X	DWN: R.D.G.	APP: R.D.G.	CA
TOLERANCES UNLESS NOTED .XX±.010 .XXX±.005 FRAC.=±1/64 ANG.=±1°	SHEET: 1 OF 1 SHEET SIZE: A	DT: 03/09/06	CHKD: D.Z.	
RE: RICHCO, INC. --	RICHCO, INC. ENG@RICHCO-INC.COM (773) 539-4060	PART # SEE TABLE		

A	RELEASED FOR PRODUCTION	SK	04/14/08
REV.	DESCRIPTION	ENGR.	DATE