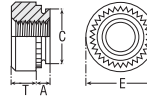


## Self-Clinch Nuts



### Self-Clinch Nuts

- High torque resistance
- Reverse side of the sheet remains totally flush
- Easy assembly with any 'squeeze' press
- Case-hardened mild steel
- Maximum material hardness 80RB



Thread size	Shank no.	For sheet thickness
M3	1	1.1-1.4
	2	1.5-2.3
M4	1	1.1-1.4
	2	1.5-2.3
M5	1	1.1-1.4
	2	1.5-2.3
M6	1	1.4-2.3
	2	2.4-3.2

Thread size	A	Hole size in sheet		E	T	Min. distance centre line hole to sheet
		+0.08 - max.	C max approx.			
M3	1.05	4.75	4.70	7.1	1.6	5.6
	1.45	4.75	4.70	7.1	1.6	5.6
M4	1.05	5.40	5.35	7.9	2.4	6.7
	1.45	5.40	5.35	7.9	2.4	6.7
M5	1.05	6.35	6.30	8.7	2.4	7
	1.45	6.35	6.30	8.70	2.4	7
M6	1.35	8.75	8.70	11.1	4.4	8.7
	2.30	8.75	8.70	11.1	4.4	8.7

H256,401030

50 Per Pack

	Shank no.	Order code
<b>M3</b>	1	70-33229
<b>M3</b>	2	70-33230
<b>M4</b>	1	70-33242
<b>M4</b>	2	70-33254
<b>M5</b>	1	70-33266
<b>M5</b>	2	70-33278
<b>M6</b>	1	70-33280
<b>M6</b>	2	70-33291



## TR Product Guide :: Product

### Hank-Clinch® nuts

This product belongs to: Sheet Metal Fasteners > Hank-Clinch® Nuts > Enquire about this product | View / Send enquiries to TR Fastenings

### Description

#### Hank-Clinch® nuts

Materials/Finishes:  
 Steel/Zinc & clear  
 Stainless steel/Self colour

#### Metric Dimensions

Thread and pitch	M3			M3alt			M3.5			M4			M5			M6		M8	
	0.5			0.5			0.6			0.7			0.8			1.0		1.25	
Code	-0	-1	-2	-0	-1	-2	-0	-1	-2	-0	-1	-2	-0	-1	-2	-1	-2	-1	-2
B max	4.22			4.73			4.73			5.38			6.38			8.72		10.44	
D±0.2	6.3			7.1			7.1			7.9			8.7			11.05		12.65	
H±0.10	1.5			1.5			1.5			2.0			2.0			4.1		5.5	
h max	0.76	0.97	1.37	0.76	0.97	1.37	0.76	0.97	1.37	0.76	0.97	1.37	0.76	0.97	1.37	1.37	2.21	1.37	2.21

Minimum rec sheet thickness	0.8	1.0	1.4	0.8	1.0	1.4	0.8	1.0	1.4	0.8	1.0	1.4	0.8	1.0	1.4	1.4	2.3	1.4	2.3
Hole size $\pm 0.08 - 0.00$	4.25			4.75			4.75			5.4			6.4			8.75		10.5	
Minimum distance to edge of sheet	4.8			5.6			5.6			6.9			7.1			8.6		9.7	

### Imperial Dimensions

Thread and pitch	No.4			No.6			No.8			No.10			1/4"		
Code	-0	-1	-2	-0	-1	-2	-0	-1	-2	-0	-1	-2	-1	-2	-3
B max	.165"			.187"			.212"			.249"			.343"		
D $\pm 0.2$	.25"			.28"			.31"			.34"			.43"		
H $\pm 0.10$	.07"			.07"			.09"			.09"			.17"		
h max	.030"	.038"	.054"	.030"	.038"	.054"	.030"	.038"	.054"	.030"	.038"	.054"	.054"	.087"	.120"
Minimum rec sheet thickness	.032"	.040"	.056"	.032"	.040"	.056"	.032"	.040"	.056"	.032"	.040"	.056"	.056"	.091"	.125"
Hole size $\pm 0.08 - 0.00$	.166"			.188"			.213"			.250"			.344"		
Minimum distance to edge of sheet	.19"			.22"			.27"			.28"			.34"		