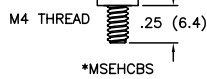
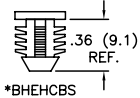
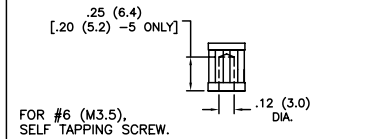
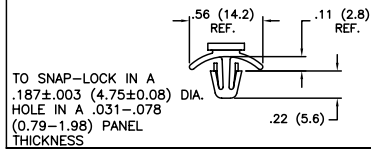


*PARTS AVAILABLE BY SPECIAL ORDER ONLY

TO PRESS-FIT IN A .312±.003 (7.92±0.08) DIA. HOLE, IN A .25 (6.4) MIN. THICK PANEL



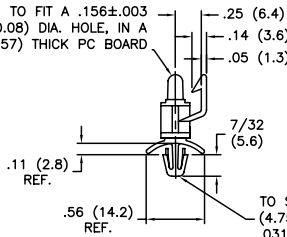
BASE STYLE



| | | HEAD STYLE | | | | | | | | | |
|--------------|--------------|--|---|--|---|---|---|----------------|----------------|-----------------|-----------------|
| | | | | | | | | | | | |
| | | STANDARD NOSE STANDARD CLIP "C"=.29 (7.5) | -8 STANDARD NOSE SHORT CLIP "C"=.24 (6.1) | -6 SHORT NOSE SHORT CLIP "C"=.24 (6.1) | -7 SHORT NOSE STANDARD CLIP "C"=.29 (7.5) | -9 NO NOSE SHORT CLIP "C"=.24 (6.1) | -10 NO NOSE STANDARD CLIP "C"=.29 (7.5) | | | | |
| EHCBS-A-01 | EHCBS-A-19 | *EHCBS-8-A-01 | *EHCBS-8-A-19 | *EHCBS-6-A-01 | *EHCBS-6-A-19 | *EHCBS-7-A-01 | *EHCBS-7-A-19 | *EHCBS-9-A-01 | *EHCBS-9-A-19 | *EHCBS-10-A-01 | *EHCBS-10-A-19 |
| *TEHCBS-A-01 | *TEHCBS-A-19 | *TEHCBS-8-A-01 | *TEHCBS-8-A-19 | *TEHCBS-6-A-01 | *TEHCBS-6-A-19 | *TEHCBS-7-A-01 | *TEHCBS-7-A-19 | *TEHCBS-9-A-01 | *TEHCBS-9-A-19 | *TEHCBS-10-A-01 | *TEHCBS-10-A-19 |

SELECT BASE STYLE FROM LEFT TABLE COLUMN AND HEAD STYLE FROM THE TOP OF THE TABLE. WHERE THE COLUMN & ROWS INTERSECT IS THE CORRESPONDING PART NO.

TO FIT A .156±.003 (4.00±0.08) DIA. HOLE, IN A .062 (1.57) THICK PC BOARD

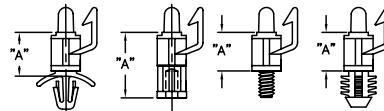


EXAMPLE:

EHCBS-7-6-01
EHCBS-7-6-19

PART NO. | HEAD STYLE | DIM. "A" | MATERIAL

FOR DIMENSION "A" SEE CHART.



| DIM. "A" | SIZE |
|----------|------------|
| -4** | 1/4 (6.4) |
| -5 | 5/16 (7.9) |
| -6 | 3/8 (9.5) |
| -8 | 1/2 (12.7) |
| -10 | 5/8 (15.9) |
| -12 | 3/4 (19.1) |
| -14 | 7/8 (22.2) |
| -16 | 1 (25.4) |

NOTES:

- MATERIAL: NYLON 6/6 (RMS-01), FLAME RETARDANT: NYLON (RMS-19),
- COLOR: NATURAL.

**ONLY TEHCBS-4-01 OR "-19" AVAILABLE IN 1/4 (6.4) SIZE

| | | |
|-----|-----------------------------|-------------|
| I | SEE CO 200035 FOR CHANGES | SK 09.26.07 |
| H | SEE ECN #1208 FOR CHANGES | SK 11.29.06 |
| - | SEE ENGINEERING FOR REV A-G | - |
| REV | DESCRIPTION | ENGR DATE |

| | | | | | |
|---|------------------|----------------|------|-----------|------------|
| TITLE: EDGE-HOLDING CIRCUIT BOARD SUPPORTS | | DWG IN IN (MM) | | FINAL | |
| TOLERANCES UNLESS NOTED .XX=±.010 .XXX=±.005 FRAC=±1/64 ANG=±1° | FILE # EHCBS | DWN: S.M. | APP: | PART # | PRINT TYPE |
| MAT'L: SEE NOTES | RE: RICHCO, INC. | DT: 12/05/01 | DT: | SEE TABLE | CA |
| RICHCO INC. PO BOX 804238, CHICAGO, 60680 (773) 539-4060 | | | | | |