


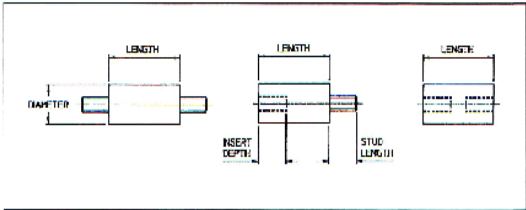
Transibloc

To mount heatsinks to chassis via unique insulating block which enables power transistors to be mounted on heatsink direct without Mica insulation. This provides for better thermal path to heatsink and as entire heatsink is floated with respect to chassis only one voltage connection need be made to the base terminal.
 Ideal for use with heatsinks featuring a 1/16 inch thick flange.



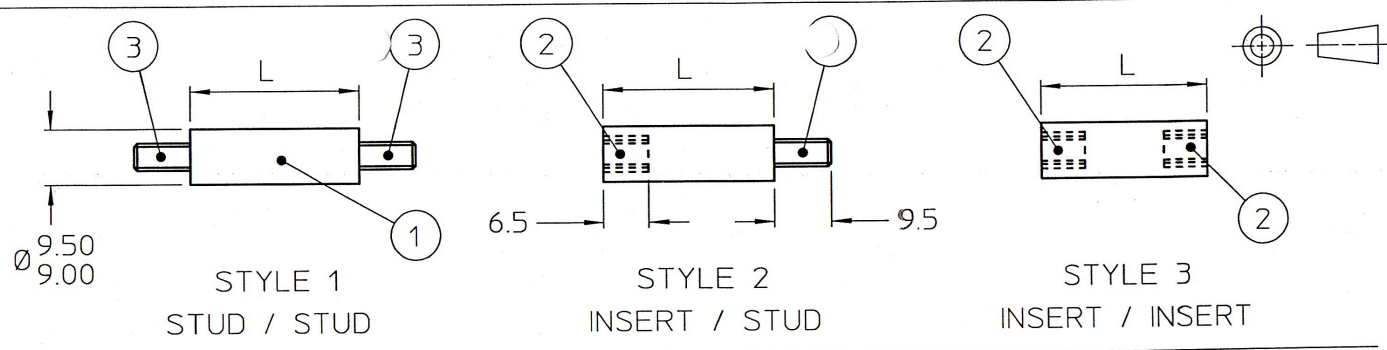
Transipillar

A versatile and rugged insulated mounting system consisting of studs and inserts moulded into a nylon pillar. Various combinations of stud, insert, metric threads and lengths are available.
 Please consult Sales Office.



Technical Specifications	
Moulded pillar	Nylon 66
Inserts	Plain brass threads BS Class 6H
Studs	Zinc plated steel threads BS Class 6G
Insulation	Minimum thickness 1mm Minimum insulation resistance 10 ⁹ Mohm @ 500Vdc Minimum withstand voltage 11KVdc
Continuous working temperature range	-20°C to +80°C

ISS.	MOD. & DATE
1	18.1.89
2	15.8.89 C9348
3	19.8.92 C9430
4	15.2.94 C9466
5	12.9.01 C9526



984...00

TOLERANCE	BODY LENGTH L	
		mm
$\pm \frac{0.40}{0.00}$	16	16.00
± 0.20	19	19.00
± 0.20	22	22.00
± 0.20	25	25.00
± 0.30	32	32.00
± 0.30	38	38.00
± 0.30	45	45.00
± 0.30	51	51.00
± 0.30	57	57.00
± 0.30	64	64.00

	STYLE	
1	STUD / STUD	S/S
2	INSERT / STUD	I/S
3	INSERT / INSERT	I/I

TPI/9.5/L/M4/L

DRN. A.J.Flint
CHKD. R.D.
DESIGN APPROVAL
PRODN. APPROVAL

TOLERANCES XX +/- 0.4 XXX +/- 0.1 UNLESS STATED OTHERWISE DIMS IN MM	MATL. REFER TO PARTS LIST FINISH SCHURTER LTD. BOGNOR REGIS, UNITED KINGDOM	SCALE — x FULL SIZE DO NOT SCALE DRAWING USED ON: SHT. 1 OF 1 SHTS.
---	--	--

TITLE TRANSIPILLAR-M4
DRG No. 9840.0100 to 9849.9300