
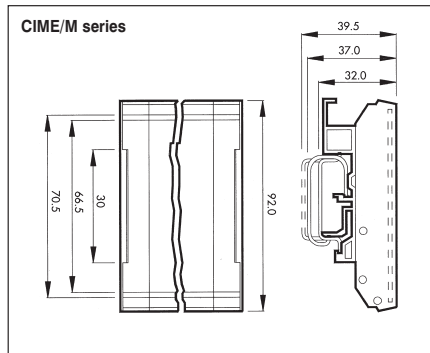


## Mini series 72mm Empty Modular Interface Support

### Features

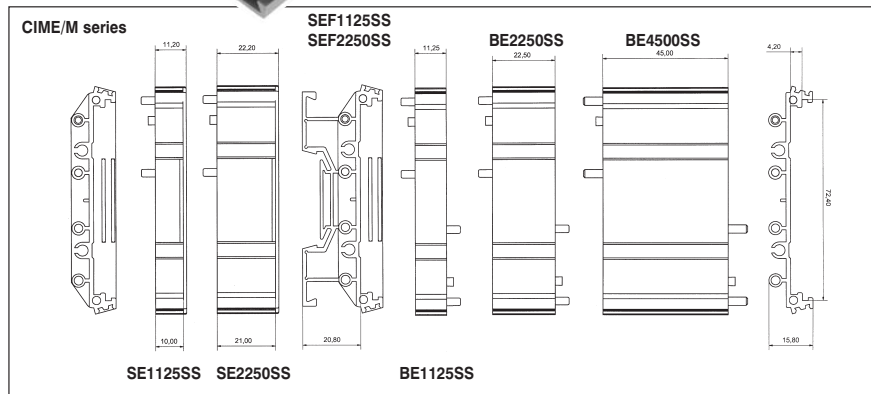
- Suitable for 72mm width PCB's
- Modular Construction for easy Assembly
- Snap fit Din Rail mounting fixtures
- Flame retardant green Polyamide 66 UL 94V0 moulding
- Terminal blocks available in same colour
- Integral marker facility
- Registered Design No: 2106418®
- Also available in different colours

**REGISTERED DESIGN**



CIME/M series

Type No.	Description	Width
CIME/M/BE1125SS	Base element	11.25mm
CIME/M/BE2250SS	Base element	22.5mm
CIME/M/BE4500SS	Base element	45mm
CIME/M/SE1125SS	End section	11.25mm
CIME/M/SE2250SS	End section	22.5mm
CIME/M/SEF1125SS	End section with foot	11.25mm
CIME/M/SEF2250SS	End section with foot	22.5mm
CIME/M/FE0000SS	Foot element	
CIME/M/1125	Complete Module	12.5mm



This chart shows the minimum number of parts required to mount pcb's of length 20 to 177.5mm.

For longer pcb's add additional base elements as required. Actual usage depends on the total length and, to an extent, weight of the assembled pcb. Additional feet may be required.

The side elements with integrated feet are for top hat rail only.

The separate feet (CIME/M/FE0000SS) fit both G and top hat rail and can be used with both styles of end section.

CIME/M/	Side elements with feet		Base elements			Total PCB length	Parts count
	SEF1125SS	SEF2250SS	BE1125SS	BE2250SS	BE4500SS		
PCB length	10	21.25	11.25	22.5	45		
	2					20	2
	1	1				31.25	2
		2				42.5	2
		2	1			53.75	3
		2		1		65	3
	1	1			1	76.25	3
		2			1	87.5	3
		2	1		1	98.75	4
		2		1	1	110	4
	1	1			2	121.25	4
		2			2	132.5	4
		2	1		2	143.75	5
		2		1	2	155	5
	1	1			3	166.25	5
		2			3	177.5	5

For component clearance note that each side element has a 30mm long x 1.25mm deep support on its inside wall and there is a 1mm lip top and bottom on all elements. Solder side structures (cropped pins etc) should be 3mm clear of the top and bottom of the pcb to avoid the underside of the pcb slot.

PCB  
TERMINAL BLOCKS  
INTER-CONNECTION  
FUSES & FUSE-HOLDERS  
BATTERIES  
LED'S  
MINIATURE SWITCHES  
INTERFACE MODULES & SUPPORTS  
ENCLOSURES  
IC & PLCC SOCKETS  
RELAY BASES  
CONTROL PRODUCTS



Tel: +44 (0)1727 864437 Fax: +44 (0)1727 855400  
E-mail: camdeninfo@camdenelec.com Website: www.camdenelec.com

Because we operate a constant improvement policy, our products are subject to change without notice.



FM28614  
BS EN ISO  
9001:  
2000


# 112 SECTION 8 INTERFACE SUPPORTS

## Mini Series 72mm Empty Extruded Interface Supports

PCB TERMINAL BLOCKS  
 INTER-CONNECTION  
 FUSES & FUSE-HOLDERS  
 BATTERIES  
 LED'S  
 MINIATURE SWITCHES  
**INTERFACE MODULES & SUPPORTS**  
 ENCLOSURES  
 IC & PLCC SOCKETS  
 RELAY BASES  
 CONTROL PRODUCTS

### Features

- Suitable for 72mm width PCB's
- Snap fit Din Rail mounting fixtures
- Available in pre-cut lengths up to 2 metres
- Flame retardant green Polyamide 66 UL 94V0 moulding
- Terminal blocks available in same colour if required



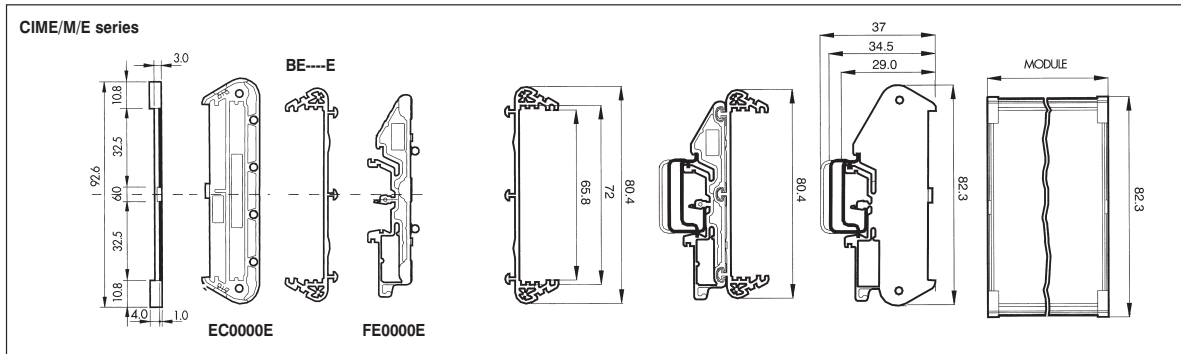
Type No.	Description	Length
CIME/M/BE2000E	Extruded base element	2000mm
CIME/M/EC0000E	End cover	
CIME/M/SCREWE	Fixing screws for end covers	
CIME/M/FE0000E	Foot element	
CIM72/xxxx/E*	Complete module	

\*To specify complete modules (cut to length with feet and one end pre-assembled) use pcb length minus 4mm as xxxx, eg. CIM72/126/E is a module for a 130mm pcb, one end and two feet fitted, supplied with one loose end and two screws.

NB. Cutting tolerance is  $\pm 0.4$ mm

Unless otherwise specified, the number of feet supplied is as follows:

Length	No of feet	Length	No of feet
16-50mm	1	301-500mm	4
51-150mm	2	501-750mm	5
151-300mm	3	751-999mm	6



FM28614  
BS EN ISO  
9001:  
2000

Tel: +44 (0)1727 864437 Fax: +44 (0)1727 855400  
E-mail: [camdeninfo@camdenelec.com](mailto:camdeninfo@camdenelec.com) Website: [www.camdenelec.com](http://www.camdenelec.com)

Because we operate a constant improvement policy, our products are subject to change without notice.

**CAMDEN**  
E L E C T R O N I C S L T D