

■ **SCREW CLAMP**



FITS MODEL	INFO 1	ART.NR.
HS/HM/HF/HT/CL/FO	Max. grip 42 mm	14020
	Max. grip 60 mm	14025
AAS	Max. grip 70 mm	12020
CLM/CLB	Max. grip 55 mm	18021


■ **MAGNETIC BASE**



HS/HM/HT/FO	Ø 90 mm	14000
HF/CL	Ø 110 mm	12010

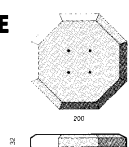
3577223

■ **WALL MOUNTING**



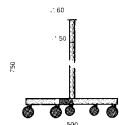
HS/HM/HF/HT/CL/FO	L-bracket 50 x 80 mm	14030
-------------------	----------------------	-------

■ **DESKTOP BASE**



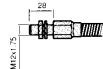
HS/HM/HF/HT/CL/FO	Ø 200 mm	14015
-------------------	----------	-------

■ **WHEELED BASE**



HS/HM/HF/HT/CL/FO	Height 750 mm	14024
-------------------	---------------	-------

■ **PANEL MOUNTING**



Lamps with flexi-arm	For 250 mm flexible arm	15540
	For 500 mm flexible arm	15550
	For 700 mm flexible arm	15560

■ **RECTANGULAR BASE**



HS/HM	For installation in tight spaces	12917
-------	----------------------------------	-------

■ **STANDARD REFLECTORS**



HS	Spot (std)	15121
	Superspot	15120
	Flood	15123
HF	Spot	13820
	Flood (std)	13821

■ **COLD LIGHT REFLECTORS**



HS	12V/20W, 10° light cone	15124
	12V/20W, 38° light cone	15126
HM	12V/35W, 38° light cone	13071
HF	12V/20W, 36° light cone	13070
	12V/35W, 38° light cone	13071
	12V/50W, 38° light cone	13072
	12V/75W, 38° light cone	13073
	12V/20W, 10° light cone	15124
	12V/20W, 38° light cone	15126