



531-492

els TK 1313

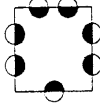

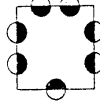

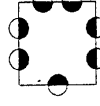

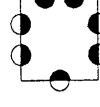

TK 1313
Ample connecting space,
up to 7 Pg 21
entries -
an allrounder
in the
TK series.







Important TK 1313 Accessories		
Description	Ref. No.	Page
Mounting plate	195-005	61
Mounting rail TS 15/106	Z-632	61
Standard rail NS 35/106	Z-658	61
Hinge kit	190-002	61
Wall plate set	194-001	61

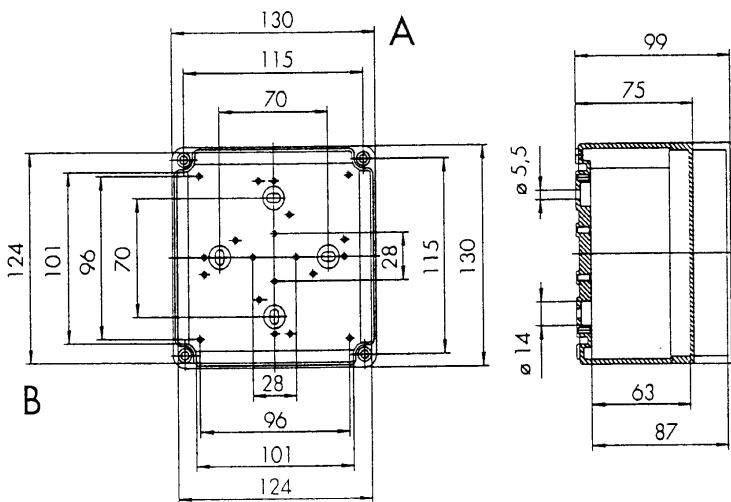


Matching hinge kits including drilling templates are available as accessories for all TK enclosures.

Type	Side Walls	Pg Knockouts	Inside Height	Ref. No.	Unit
POLYSTYRENE - COVER GREY RAL 7035					
PS 1313- 7	with Pg		63 mm	115-405	14/2
PS 1313-10	with Pg		87 mm	115-905	8/2
PS 1313- 7-o	smooth		63 mm	110-405	14/2
PS 1313-10-o	smooth		87 mm	110-905	8/2
POLYSTYRENE - COVER TRANSPARENT					
PS 1313- 7-t	withPg		63 mm	116-005	14/2
PS 1313-10-t	with Pg		87 mm	116-505	8/2
PS 1313- 7-to	smooth		63 mm	111-005	14/2
PS 1313-10-to	smooth		87 mm	111-505	8/2
POLYCARBONATE - COVER GREY RAL 7035					
PC 1313- 7	with Pg		63 mm	125-405	14/2
PC 1313-10	with Pg		87 mm	125-905	8/2
POLYCARBONATE - COVER TRANSPARENT					
PC 1313- 7-t	with Pg		63 mm	135-005	14/2
PC 1313-10-t	with Pg		87 mm	135-505	8/2

TK 1313
Empty
Enclosure
130 x 130^{mm}
Type of
Protection
IP 66

Knockouts:  = Pg 16/11  = Pg 16  = Pg 21/16  = Pg 29/21



Max. number of Pg drill holes per box side

Pg	A	B
7	10	10
9	8	8
11	8	8
13.5	3	3
16	3	3
21	2	2
29	2	2
36	-	-