

COMPACT® Pendant Arm Series 1

COMPACT® Pendant Arm Series 1, Type 12



Industry Standards

NEMA/EEMAC Type 12
IEC 60529, IP65
DIN 40050

Application

Designed for use with INLINE® HMI Enclosures, the Series 1 COMPACT® Pendant Arm provides a flexible and easy-to-use method for mounting and positioning small or lightweight HMI controls and instruments. The COMPACT Pendant Arm is easily attached to a machine or wall and moves both horizontally and vertically to suit the user's needs and preferences.

Specifications

- Cast aluminum and extruded aluminum tube
- Four pre-assembled models. One model capable of horizontal and vertical motion. One model capable of horizontal motion. Either model is available in two lengths, 500 mm or 800 mm.
- Internal braking mechanism (vertical motion only) prevents downward "free-fall" motion when locked
- Easily removable snap-on cover provides access to wire containment channel
- Adjustable enclosure mounting. Arm can be configured to mount to top, bottom or back of an enclosure.
- Enclosure mounting plate can be rotated, tilted and locked into desired position
- Handle available as option

Finish

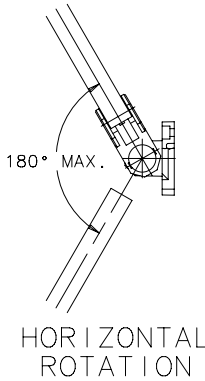
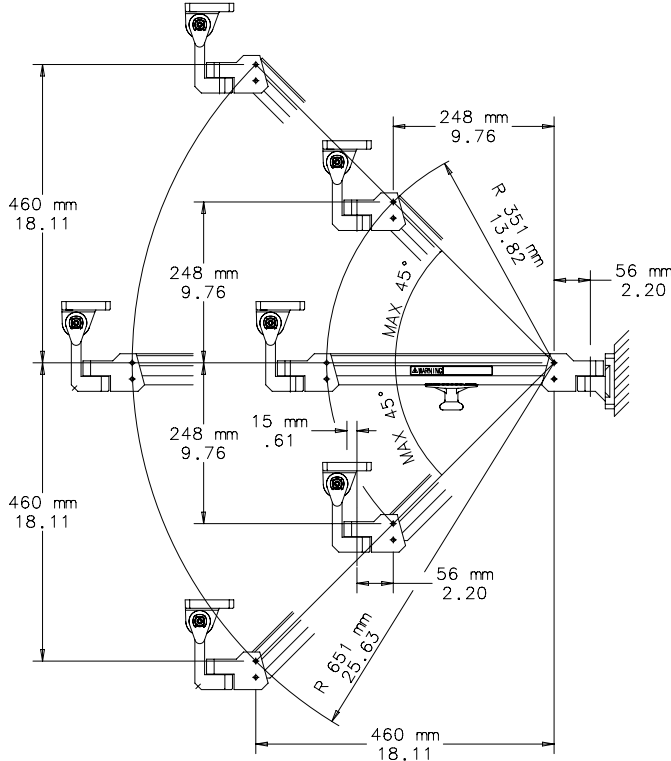
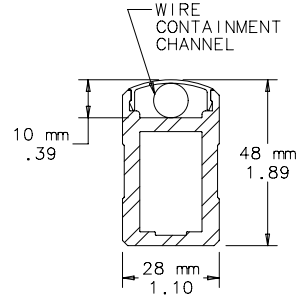
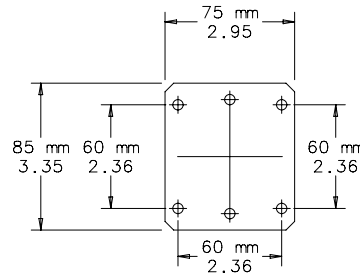
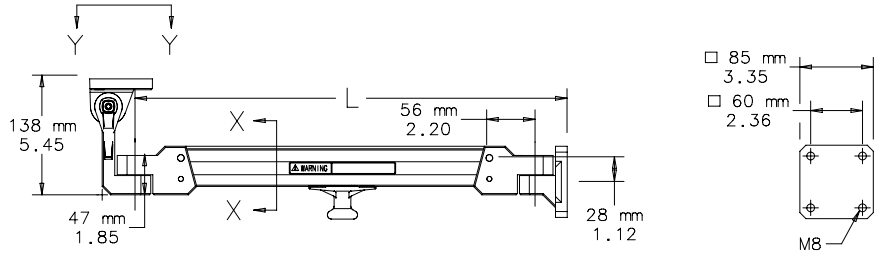
Tube is anodized. Color is silver. Fittings and snap-on cover are RAL 7035 light-gray polyester powder paint.

Bulletin: CS4

Standard Product

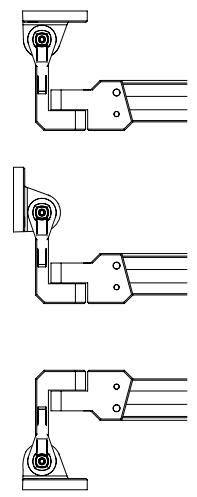
Catalog Number	Description	L	Maximum Load
CCS1H5V	Vertical and horizontal motion	500 mm	30 lbs.
CCS1H8V	Vertical and horizontal motion	800 mm	15 lbs.
CCS1H5	Horizontal motion	500 mm	30 lbs.
CCS1H8	Horizontal motion	800 mm	15 lbs.

COMPACT® Pendant Arm Series 1



SECTION X-X

VERTICAL ROTATION



ENCLOSURE MOUNTING POSITIONS

87799131

Handle

Mounts to end of arm in pre-threaded hole.
Bulletin: CS4

Catalog Number	Color
CCSTHDL	Black