




















# Assembly parts

## Assembly parts

For the attachment of	Description	Dimensions	Model No.	Packs of
Front panels to unit side panels	Oval csk-screw ISO 7047-4.8-Z-A2F	M3 x 8 	<b>3606.550</b>	100
Rear panels to box-type plug-in units	Panhead posidrive screw ISO 7045-4.8-Z-A2F	M3 x 8 	<b>3606.560</b>	100
PCB holders (plastic) to front panels, top	Oval csk-screw ISO 7047-4.8-Z-A2F	M2.5 x 10 	<b>3606.610</b>	100
– Horizontal rails to side panels – Divider panels to horizontal rails – Horizontal rails to vertical supports	Panhead self-locking screw similar to DIN ISO 7045-8.8-Z-A2F	M4 x 12 	<b>3654.300</b>	100
– PCBs to PCB holders (die-cast for 3 U, 6 U), top – PCBs to extractor handles with 6 U	Panhead screw ISO 7045-4.8-Z-A2F	M2.5 x 8 	<b>3654.320</b>	100
– PCB holder (plastic) to type V/VI handles, bottom – PCBs to PCB holders (plastic) – Backplanes to tapped strips	Panhead screw ISO 7045-4.8-Z-A2F	M2.5 x 10 	<b>3654.330</b>	100
– Connectors to Z rails – Z rails to horizontal rails – Type V/VI handles to partial front panels, bottom right for ≥ 5 HP – Aluminium guide rails to horizontal rails – Mezzanine front panels	Panhead screw ISO 7045-4.8-Z-A2F	M2.5 x 6 	<b>3654.340</b>	100
Aluminium guide rails to horizontal rails (fastening of square nuts)	Retaining cage	M2.5	<b>9901.417</b>	100
Handle type V (plastic) to front panels and box type plug-in units	Mounting kit for type V handle (plastic):  Cover black Cover grey Hex nut Screw Screw Square nut DIN 502-11H-A2F	M2.5 M2.5 x 16 M2.5 x 12 M2.5	<b>3687.519</b>	1 set
Connectors to PCBs	Panhead screw ISO 7045-4.8-Z-A2F	M2.5 x 12 	<b>3654.350</b>	100
Guide rails (plastic) to horizontal rails	Screw for plastic WN 1413	M2.2 x 6 	<b>3654.360</b>	100
– Flat front panels to handles type V, VI – Aluminium guide rails to horizontal rails	Square nut DIN 562-A2F	M2.5 	<b>3654.370</b>	100
– Flat front panels to horizontal rails – Trim frame to conceal the front sections of the horizontal mounting kit	Captive screws (cheese-head) and plastic collars	M2.5 x 11 	<b>3658.160</b>	100 set
Flat front panels	Plastic collars		<b>3687.021</b>	100
PCB to type III handle	Screw for plastic WN 1412	M3.0 x 8 	<b>3658.190</b>	100
– PCBs to PCB holders (plastic) – PCB holders to front panels, top	Hex nut ISO 4032-8	M2.5 	<b>3658.210</b>	100
– Backplanes to threaded inserts – Air partitions to horizontal rails	Mounting kit for backplanes:  Panhead screw ISO 7045-4.8-Z-A2F  Washer PE, natural DIN 125	M2.5 x 6   2.7 	<b>3684.019</b>	100
– Covers to mounting blocks – EMC contact profiles	Flat csk-screw ISO 7046-1-4.8-Z-A2F	M3 x 6 	<b>3684.233</b>	100
Covers to side panels	Mounting block		<b>3684.234</b>	10
Type V/VI handle to front panels	Bracket		<b>3684.435</b>	100
Female connector to PCB attachment	Pop rivet DIN 7340-B-CuZn	2.5 x 0.3 x 10	<b>3684.482</b>	100
Ground contact to keyable guide rails	Fastening screw for ground contact	M3.5 x 12	<b>3684.109</b>	50