

- Polyamide hand enclosure for automation and control engineering
- Version with handle and integrated cable exit
- Large fitting space

#### **Included in delivery**

Enclosure with handle, including cable gland M 20 x 1.5, front panel, enclosure and front panel screws, and wall holder

#### **Technical data**

##### **Material:**

polyamide

front plate: polystyrol

##### **Ingress protection:**

IP 65, EN 60529

##### **Impact resistance:**

> 7 Joule, DIN 50014

##### **Flammability:**

HB / UL 94

##### **Colour:**

RAL 1021, rape yellow

##### **Temperature range:**

-40°C to +60°C

# Pilot 110 - 150

## Programme range

Enclosure type	Order No.	Encl. dimensions incl. handle	Front panel dimensions	Mounting depth
		W x L x H (mm)	W x H (mm)	(mm)
Pilot 110	<b>29.21 10 00</b>	85 x 85 x 191	77 x 77	63,5
Pilot 120	<b>29.21 20 00</b>	115 x 85 x 191	107 x 77	63,5
Pilot 130	<b>29.21 30 00</b>	85 x 115 x 221	77 x 107	63,5
Pilot 140	<b>29.21 40 00</b>	160 x 105 x 211	152 x 97	63,5
Pilot 150	<b>29.21 50 00</b>	105 x 160 x 266	97 x 152	63,5

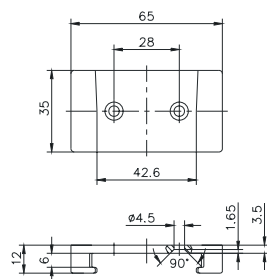
## Accessories

Magnetic holder (for Pilot 120 - 150)	<b>29.00 00 80</b>
Push button and switches see page 53 - 58	on request



### Electromechanical components

On request, we can supply equipment fitted with electro-mechanical components such as emergency stop button, acknowledge keys, hand wheel, switches, display

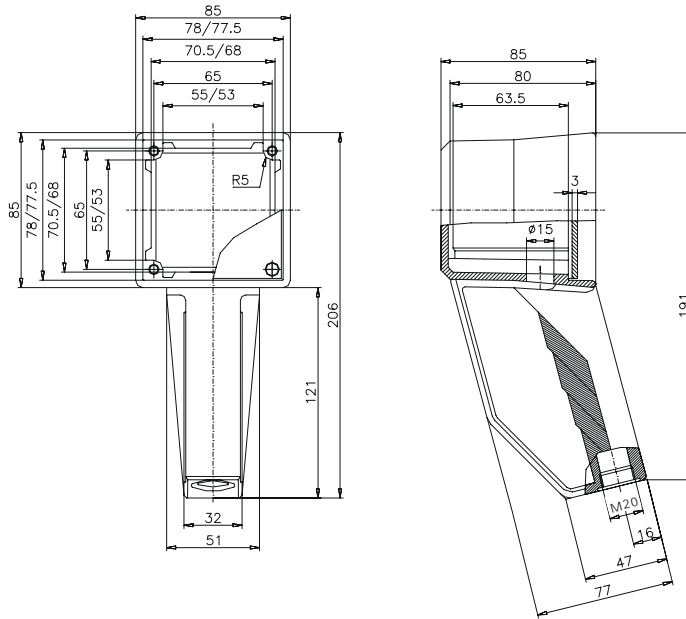


**Wall holder**  
included in delivery

Dimensions

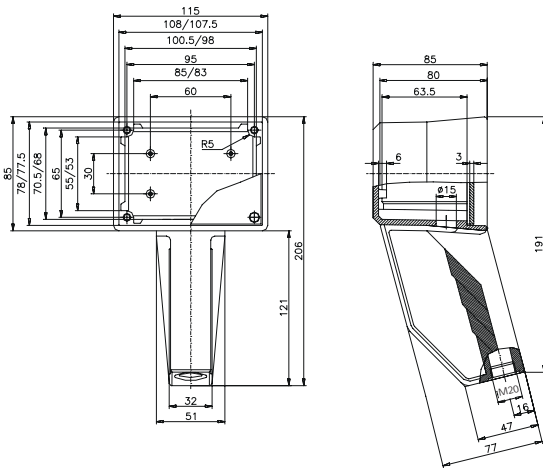


Type	Order No.	Weight (kg)
Pilot 110	29.21 10 00	0,307

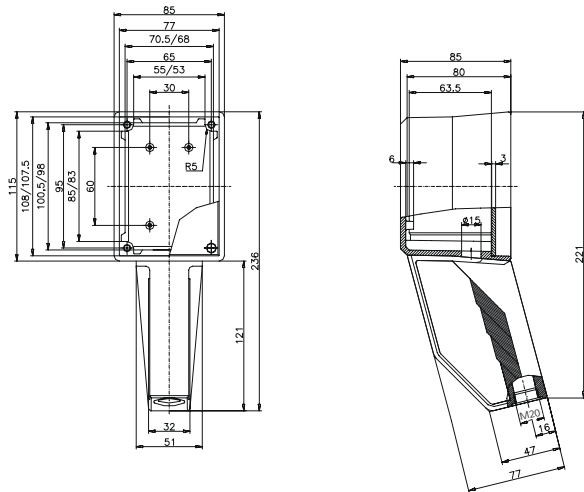


Type	Order No.	Weight (kg)
Pilot 120	29.21 20 00	0,341
Pilot 130	29.21 30 00	0,341

Pilot 120



Pilot 130



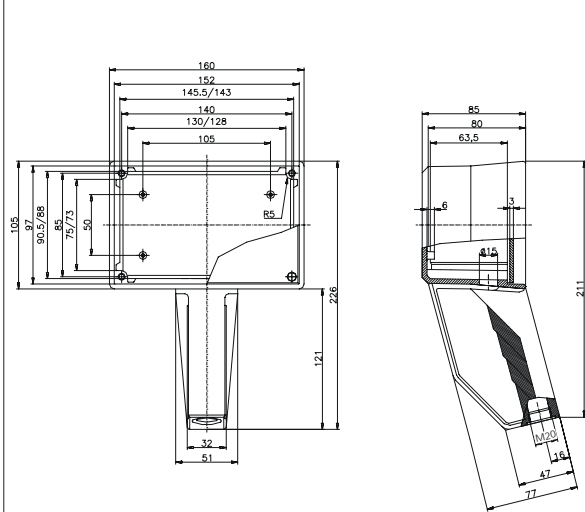
# Pilot 110 - 150

## Dimensions

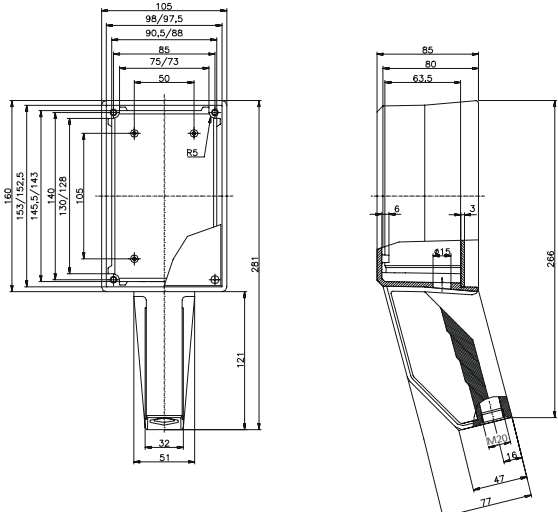


Type	Order No.	Weight (kg)
Pilot 140	29.21 40 00	0,434
Pilot 150	29.21 50 00	0,434

Pilot 140



Pilot 150



## Accessories



**Magnetic holder**  
for Pilot 120 - 150, self-adhesive  
dimensions: 90 x 30 x 7.5 mm

Order No. 29.00 00 80