

FEATURES

- Eurocard based design
- Compatible with IEC 297-3 subrack front panels
- Range of 15 sizes
- Optional front panel fixing
- Connector carrier plates
- Chassis plates

APPLICATIONS

These attractive and versatile housings offer a unique range of facilities for mounting standard Eurocards horizontally. There are sixteen sizes available in widths suitable for either 3U or 6U Eurocards, heights of 4HP, 6HP, 12HP or 24HP and depths suitable for 160mm or 220mm Eurocards. Standard IEC 297-3 front panels may be fitted to the LBX allowing card modules from subrack systems to be used for free standing applications.

CONSTRUCTION

Four corner mouldings form the basis of the construction. These assemble the top and base panels to the two chassis side plates with the aid of eight screws. The mouldings also allow the LBX front panels to be either captured in a slot or fixed using screws provided. Both the top and base panels include 6,3mm (.25 inch) spade terminals which provide for earth continuity within the enclosure. All sizes are provided with non-slip self-adhesive feet. The 220mm card compatible versions allow 160mm boards and connector carriers to be assembled, thus giving space for other components.

LBX FRONT PANELS

A single LBX panel is provided with each case and additional LBX panels are available if an existing card module is not being used. Supplied singly.

PANEL HANDLE KITS

A handle kit including Eurocard mounting brackets is available to convert an LBX panel into a card module. The user has only to drill through the pre-marked positions on the panels and then assemble the handle, panel, brackets and Eurocard with the fixings provided. Supplied singly.

CONNECTOR CARRIERS

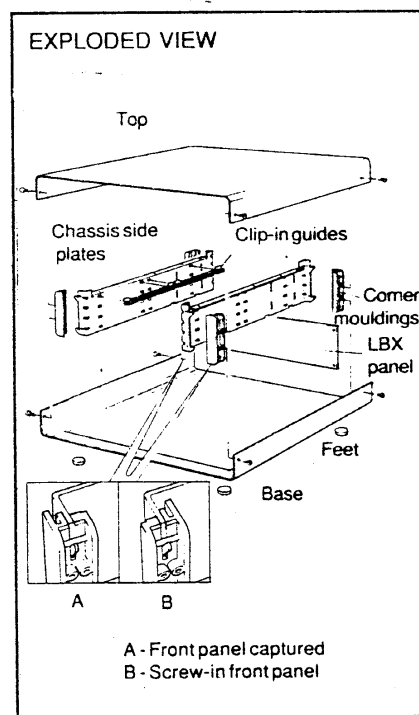
For interconnections between cards there is a full range of connector carrier plates designed for mounting DIN 41612 connectors. Supplied singly.

CHASSIS PLATES

Zintec steel chassis plates are available for the direct mounting of power supplies, cards and other components. Once attached to the chassis side plate a secure sub-assembly is provided. This facilitates system assembly and testing prior to fitting the top and base panels, and thus reduces the risk of paint damage. Supplied singly.

CARD GUIDES

Clip-in card guides are also available for mounting Eurocards directly to the chassis side plates. Two guides are required for each 160mm card and four guides for 220mm cards. Card guides are supplied in packets of 20.



PCB ACCESSORIES

A range of three types of PCB accessories is available for mounting boards in the housing. These are sold in packets of 10.

Ordering information

Pk 20 card guides	114-52172G
-------------------	------------

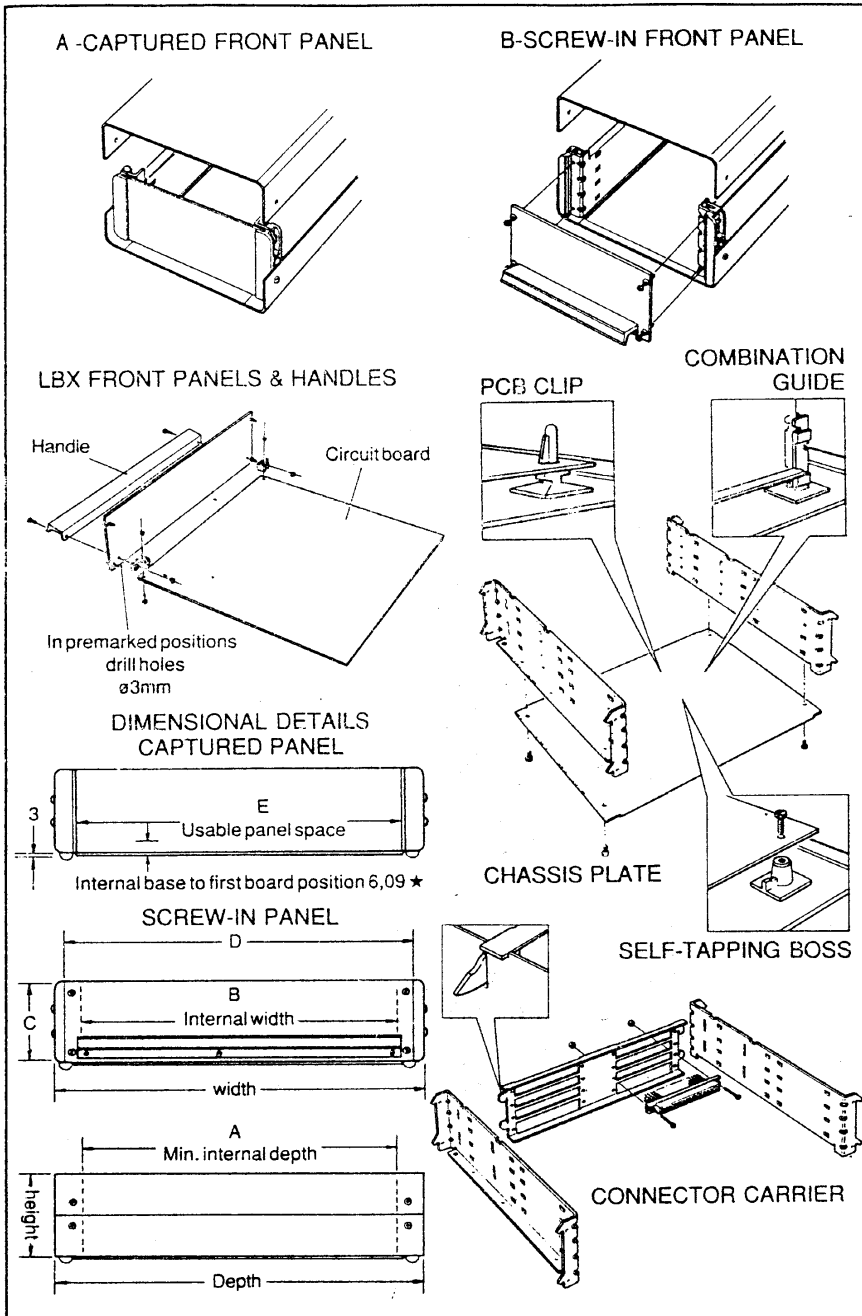
Ordering information

Type (10 per pack)	Order code
Combination guide	75-38125A
Mounting clip	75-38127D
Self-tapping boss	75-38126H

FOR CUSTOMISING SEE PAGE 5.02

Small Enclosures 5

VEROBXES® LBX EUROCARD CASES



MATERIAL SPECIFICATION

- Top : 0,9mm Zintec coated steel, painted with electrostatic powdered epoxy mid-grey BS4800 00A05
- Chassis side plate and connector carriers : 1,6mm Aluminium alloy (unfinished)
- LBX panels : 2,5mm etched and anodised aluminium alloy
- Corner mouldings : Mid-grey ABS, BS4800 00A05
- Chassis plates : 0,9mm Zintec coated steel (unpainted)

CONTENTS OF KIT

- 1 top
- 1 base
- 4 corner mouldings
- 2 chassis side plates
- 1 LBX panel
- 4 non-slip feet
- 1 screw kit

NOTES WHEN ORDERING

*** There are no 24HP connector carriers. 24HP cases will accept eight Eurocards and two connector carriers. Each of the connector carriers will interconnect four of the eight Eurocards. This allows a combination of four 160mm and 220mm boards to be fitted into the 220mm LBX. Alternatively eight boards of either 160mm or 220mm depths may be fitted.

Therefore, order the following connector carriers to interconnect boards in a 24HP case.

Two 114-52095F connector carriers for 24HP x 6U units.

Two 114-52091G connector carriers for 24HP x 3U units.

BOARD PITCHING ★

4HP units will accept one Eurocard

6HP units will accept two Eurocards on a 15,24 pitch

12HP units will accept four Eurocards on a 15,24 pitch

24HP units will accept eight Eurocards on a 15,24 pitch

LBX EUROCARD CASES

Ordering information

Case dimensions			Panel dimensions						Order code	Accessories		
Height	Width	Card depth	Actual depth	A	B	C	D	E		LBX panel kit	Connector carrier	Chassis plate
4HP (22,2)	3U (143,7)	160	218,6	202,6	103,0	19,9	128,5	110,9	114-52004A	114-52097L	-	114-52020E
4HP (22,2)	3U (143,7)	220	278,6	262,6	103,0	19,9	128,5	110,9	114-52006F	114-52097L	-	-
4HP (22,2)	6U (277,1)	220	278,6	262,6	236,4	19,9	261,9	244,3	114-52007C	-	-	-
6HP (32,4)	3U (143,7)	160	218,6	202,6	103,0	30,1	128,5	110,9	114-52008L	114-52098H	114-52090K	114-52020E
6HP (32,4)	3U (143,7)	220	278,6	262,6	103,0	30,1	128,5	110,9	114-52010J	114-52098H	114-52090K	-
6HP (32,4)	6U (277,1)	160	218,6	262,6	236,4	30,1	261,9	244,3	114-52009H	114-52102B	-	-
6HP (32,4)	6U (277,1)	220	278,6	262,6	236,4	30,1	261,9	244,3	114-52011F	114-52102B	-	-
12HP (62,8)	3U (143,7)	160	218,6	202,6	103,0	60,6	128,5	110,9	114-52012C	114-52099E	114-52091G	114-52020E
12HP (62,8)	3U (143,7)	220	278,6	262,6	103,0	60,6	128,5	110,9	114-52014H	114-52099E	114-52091G	-
12HP (62,8)	6U (277,1)	160	218,6	202,6	236,4	60,6	261,9	244,3	114-52013L	114-52103K	114-52095F	-
12HP (62,8)	6U (277,1)	220	278,6	262,6	236,4	60,6	261,9	244,3	114-52015E	114-52103K	114-52095F	-
24HP (124)	3U (143,7)	160	218,6	202,6	103,0	121,5	128,5	110,9	114-52016B	-	-	114-52020E
24HP (124)	3U (143,7)	220	278,6	262,6	103,0	121,5	128,5	110,9	114-52018G	-	-	-
24HP (124)	6U (277,1)	160	218,6	202,6	236,4	121,5	261,9	244,3	114-52017K	-	-	-
24HP (124)	6U (277,1)	220	278,6	262,6	236,4	121,5	261,9	244,3	114-52019D	-	-	-

DIVIDED LBX EUROCARD CASES

DIVIDER KITS

The LBX divider kit may be used to divide 6U cases to accept 3U Eurocards. The kit is suitable for either 12HP or 24HP units. Two versions are available for either 160 or 220mm Eurocards depths. The 220mm case will accept 160mm boards and the 160mm divider.

The divider is 12HP in height and allows up to eight 3U Eurocards to be mounted when it is fitted to a 12HP case. On a 24HP unit the divider splits the LBX into two 12HP sections. The upper 12HP will accept up to eight 3U boards; the lower 12HP will accept up to four 6U boards (see illustration).

When interconnection is required on a 12HP divider unit, two 3U x 12HP connector carriers may be used. Interconnection on 24HP divider units can be provided by fitting two 3U x 12HP connector carriers in the upper 12HP and one 6U x 12HP connector carrier in the lower 12HP.

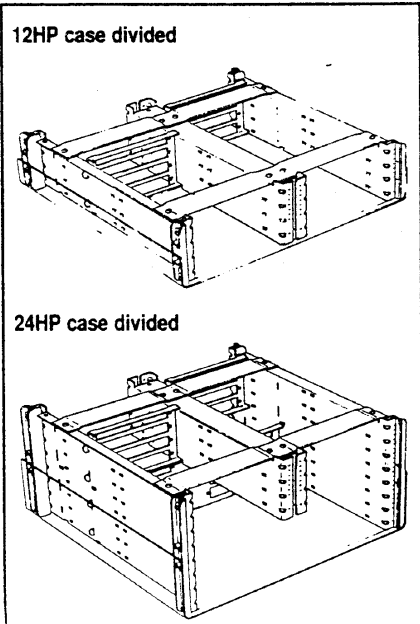

A front panel divider extrusion is provided with each divider kit. This allows two 3U front panels to be fitted to 6U cases. The extrusion also allows either captured or screw-on assembly of the front panel, similar to the standard LBX cases.

When using this extrusion, 12HP units may be fitted with two 3U x 12HP front panels. 24HP units may be fitted with two 3U x 12HP front panels in the upper section and one 6U x 12HP front panel in the lower 12HP.

Alternatively, the extrusion, may be discarded where single full-sized front panels are to be used.

The LBX divider kit increases the number and complexity of the available board variations in such a way that, in order to make ordering as easy as possible, the six basic options and the order codes necessary to achieve these are shown in the illustrations opposite.

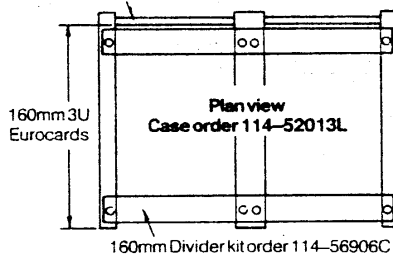
Note: A chassis plate cannot be fitted when a divider kit is used.



How to order 12HP x 6U units divided

Option 1

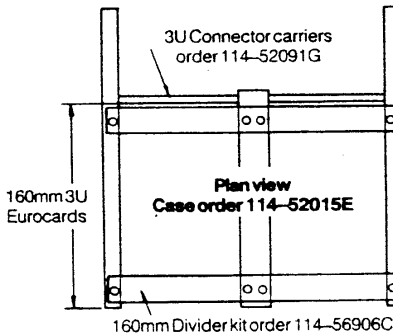
12HP x 6U x 160mm Divided 160mm
3U Connector carriers
order 114-52091G



Option 2

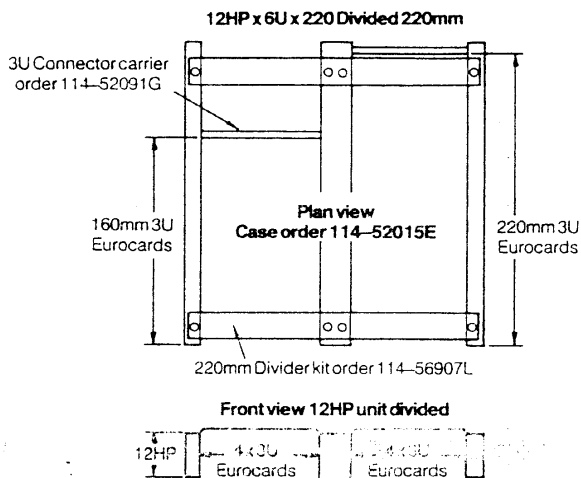
12HP x 6U x 220mm Divided 160mm

3U Connector carriers
order 114-52091G



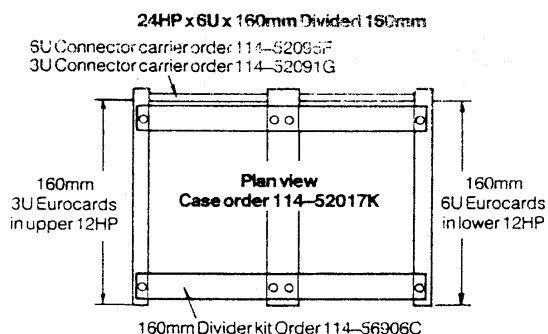
DIVIDED FRONT PANELS

Option 3

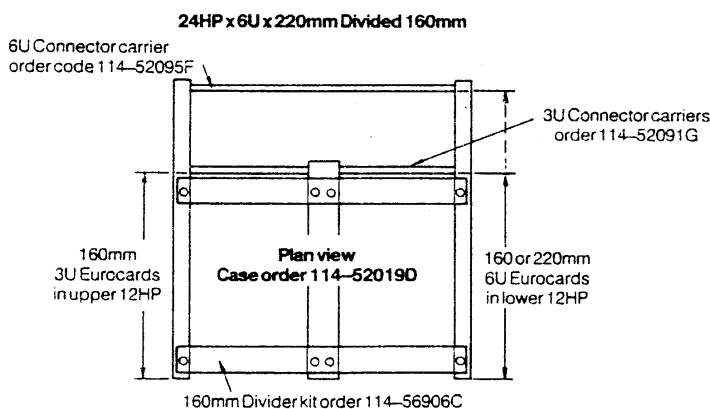


How to order 24HP x 6U units divided

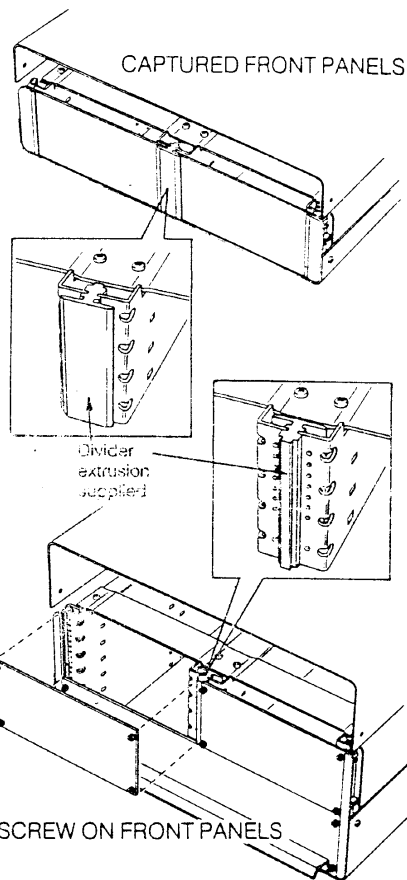
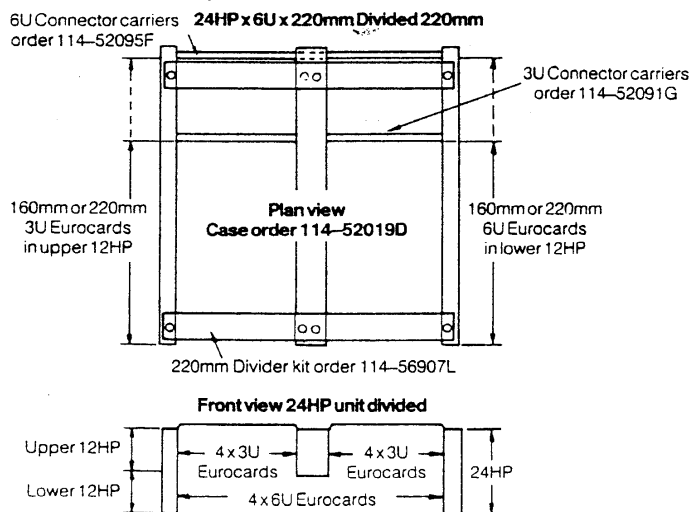
Option 4



Option 5



Option 6



Ordering information

Single front panel for 12HP x 6U unit

114-52103K

Divided front panels for 12HP x 6U unit

114-52099E	114-52099E
------------	------------

Single front panel for 24HP x 6U unit

114-52104G

Divided front panels for 24HP x 6U unit

114-52099E	114-52099E
114-52103K	

MATERIAL SPECIFICATION

Divider plate : 1,6mm Aluminium alloy
 Assembly straps : 0,9mm Zintec coated steel
 Front panel : Anodised extrusion
 divider extrusion

CONTENTS OF KIT

1 divider plate
 2 assembly straps
 Front panel divider extrusion
 1 screw kit

Ordering information

Description	Order code
160mm divider kit	*114-56906C

*non - stocked in Germany.

Small Enclosures 5