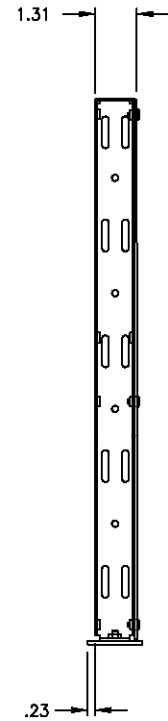
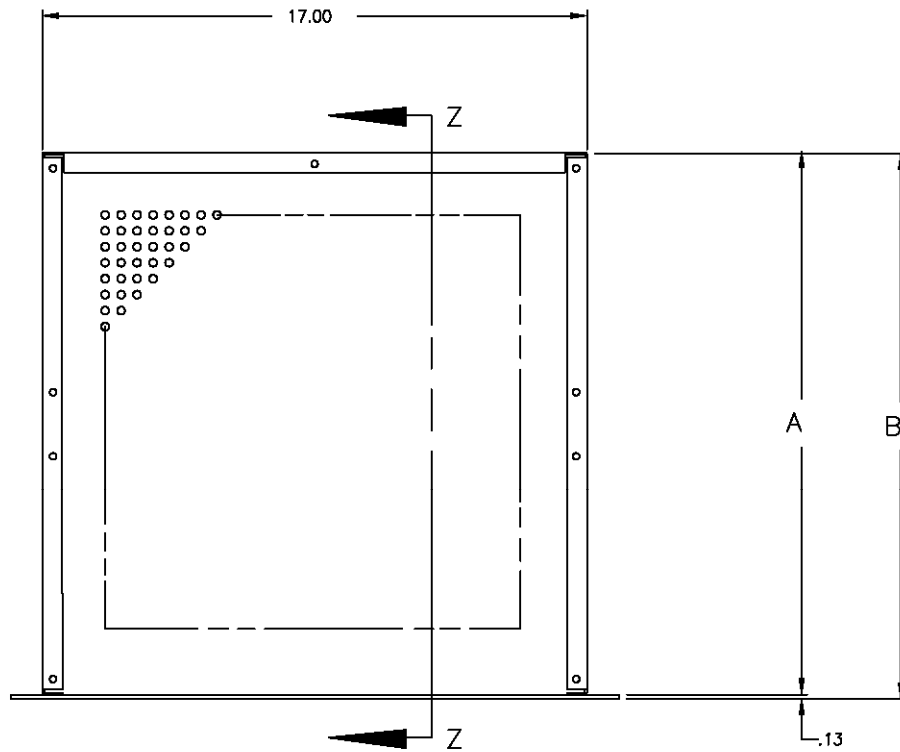
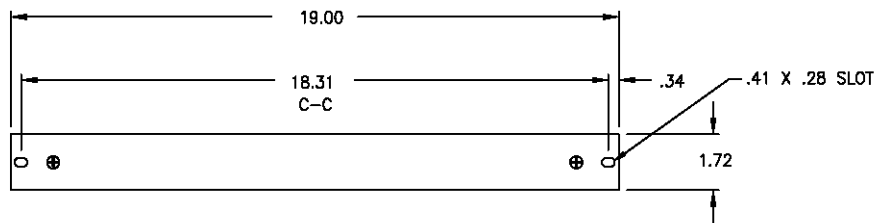


# D-4001 1.75" Utility Chassis



SECTION Z-Z



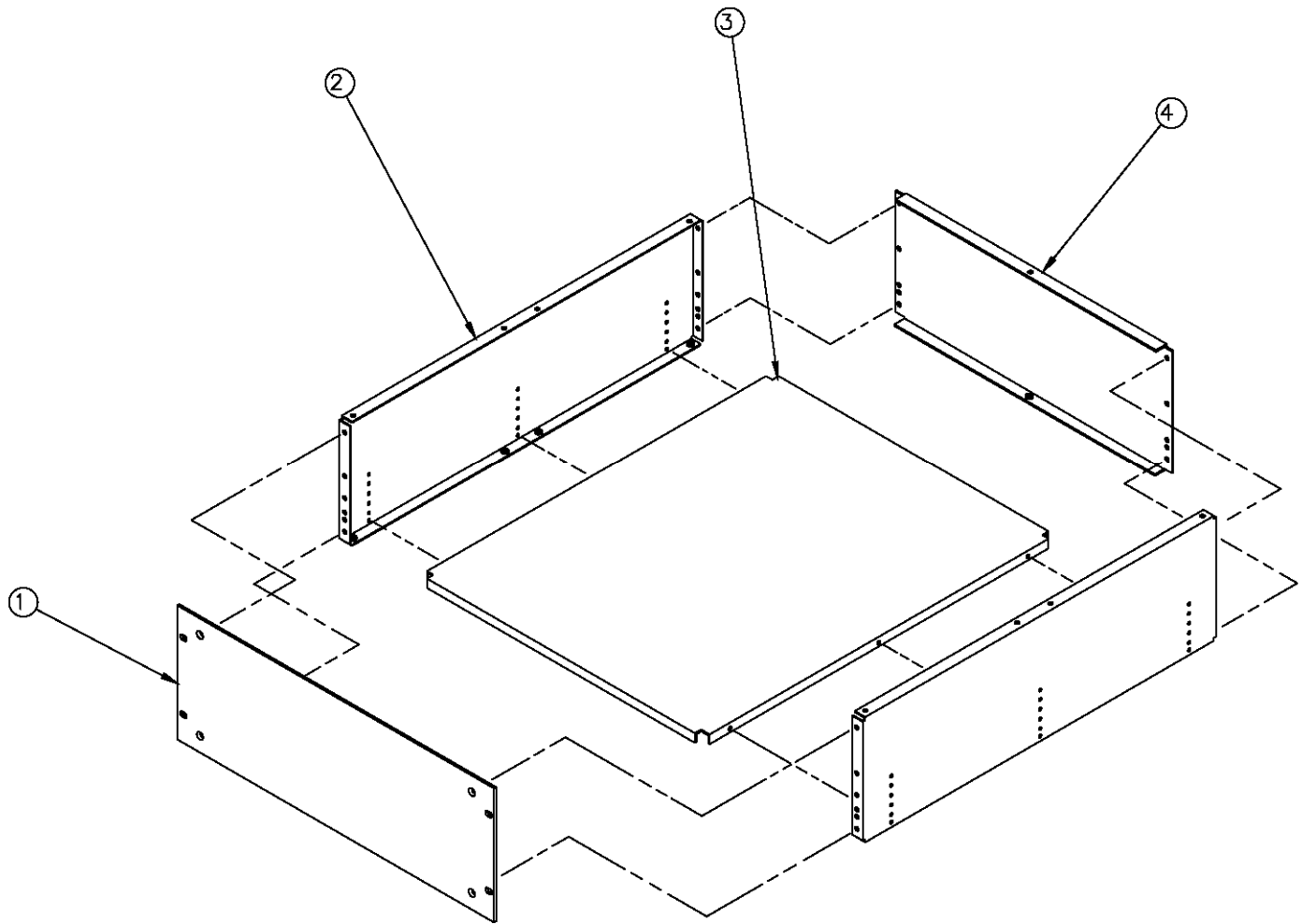
## Ordering Information

CHA - XX - XX

Accessory Series

Front Panel Height
Specify
01

Chassis Depth		
Specify	Depth Dim. A	Overall Dim. B
08	8.50	8.63
12	12.75	12.88
17	17.00	17.13



## Notes

**1. Front panel (.125" aluminum; Finish: Clear Chromate Conversion Coating).**

**2. Chassis side panel (2 each; .062" aluminum; Finish: Clear Chromate Conversion Coating).**

**3. Chassis bottom plate (.090" aluminum; Finish: Clear Chromate Conversion Coating).**

**4. Rear panel (.090 aluminum; Finish: Clear Chromate Conversion Coating).**

# D-4001 Utility Chassis



## Ordering Information

CHA - XX - XX

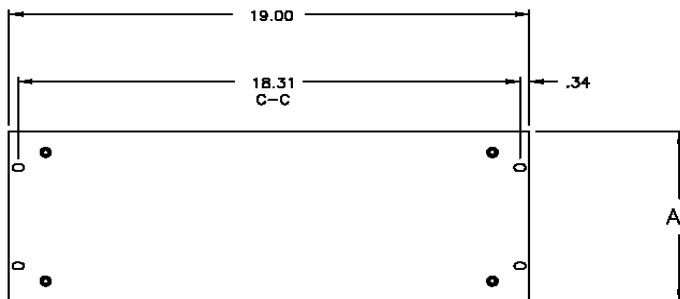
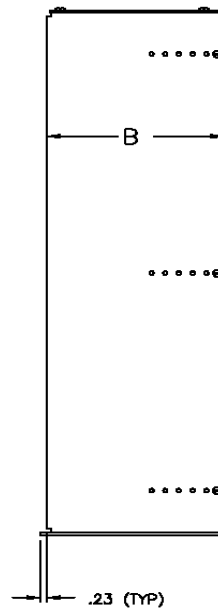
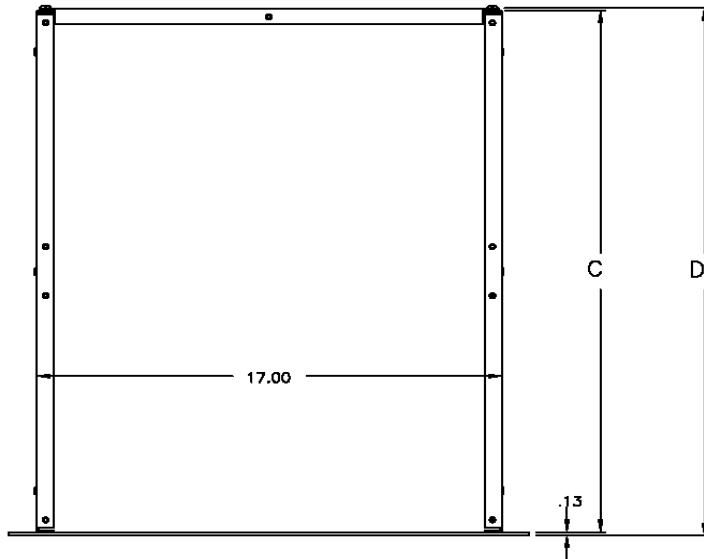
Accessory Series

Front Panel Height		
Specify	Overall Height A	Chassis Height B
03	3.47	3.00
05	5.22	4.75
07	6.97	6.50
08	8.72	8.25
10	10.47	10.00
12	12.22	11.75
14	13.97	13.50

Chassis Depth		
Specify	Depth Dim. A	Overall Dim. B
08	8.50	8.72
12	12.75	12.97
17	17.00	17.22
21	21.25	21.47

Chassis Order includes:

- Front panel
- Chassis side panel (2 each)
- Chassis bottom plate
- Rear panel

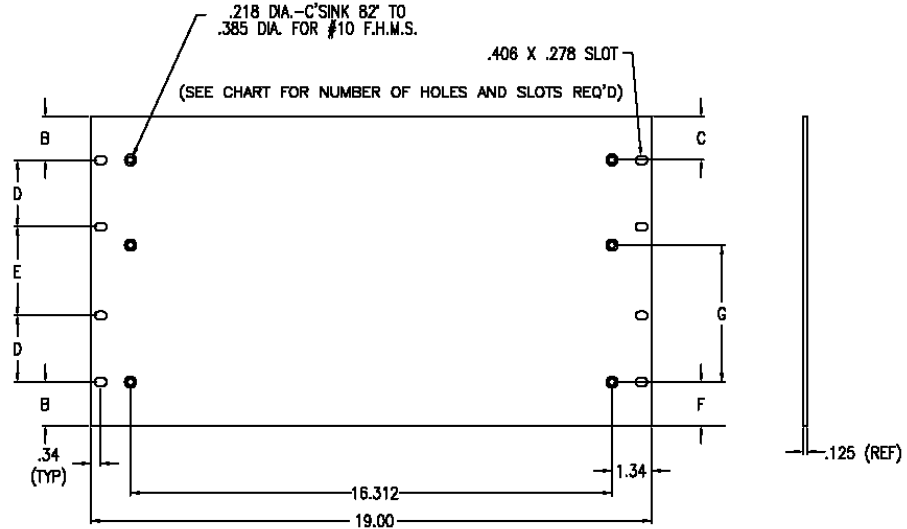


*\*Note, if application requires utility chassis to be rack mounted, additional holes will need to be added to side panels to accommodate slides.*

# Utility Chassis Components



## Front Panel



CATALOG NUMBER	A	B	C	D	E	F	G	# OF HOLES	# OF SLOTS
FPA-3	3.47	0.23	0.86	—	—	0.86	—	4	4
FPA-5	5.22	1.48	1.48	—	—	1.48	—	4	4
FPA-7	6.97	1.48	0.86	—	—	1.48	—	4	4
FPA-8	8.72	1.48	1.48	—	—	1.48	—	4	4
FPA-10	10.47	1.48	1.48	2.25	3.00	1.48	4.63	6	8
FPA-12	12.22	1.48	1.48	3.50	2.25	1.48	4.63	6	8
FPA-14	13.97	1.48	1.48	4.00	3.00	1.48	5.75	6	8

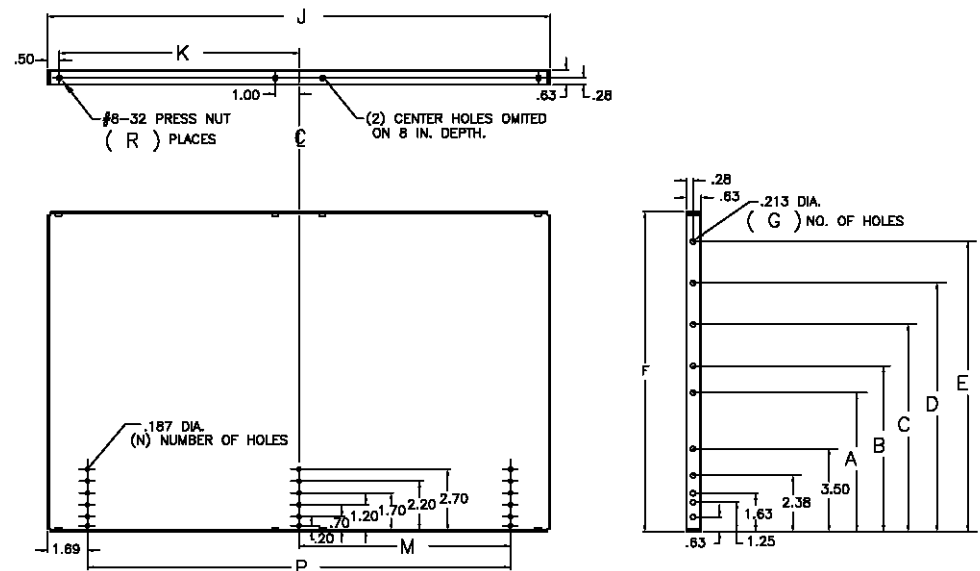
Material: 6061-T6 .125" aluminum  
 Finish: Clear chromate conversion coating

## Side Panel

### Ordering Information

Ex: CSA-7X21  
 (Side Panel for Chassis 7" Height and 21" Depth)

*\*Note, if application requires utility chassis to be rack mounted, additional holes will need to be added to side panels to accommodate slides.*



Height	A	B	C	D	E	F	G
CSA-3	—	—	—	—	—	3.00	8
CSA-5	—	—	—	—	—	4.75	10
CSA-7	5.88	—	—	—	—	6.50	12
CSA-8	5.88	7.00	—	—	—	8.25	14
CSA-10	5.88	7.00	8.75	—	—	10.00	16
CSA-12	5.88	7.00	8.75	10.50	—	11.75	18
CSA-14	5.88	7.00	8.75	10.50	12.25	13.50	20

Material: 5052-H32 .060" aluminum  
 Finish: Clear chromate conversion coating

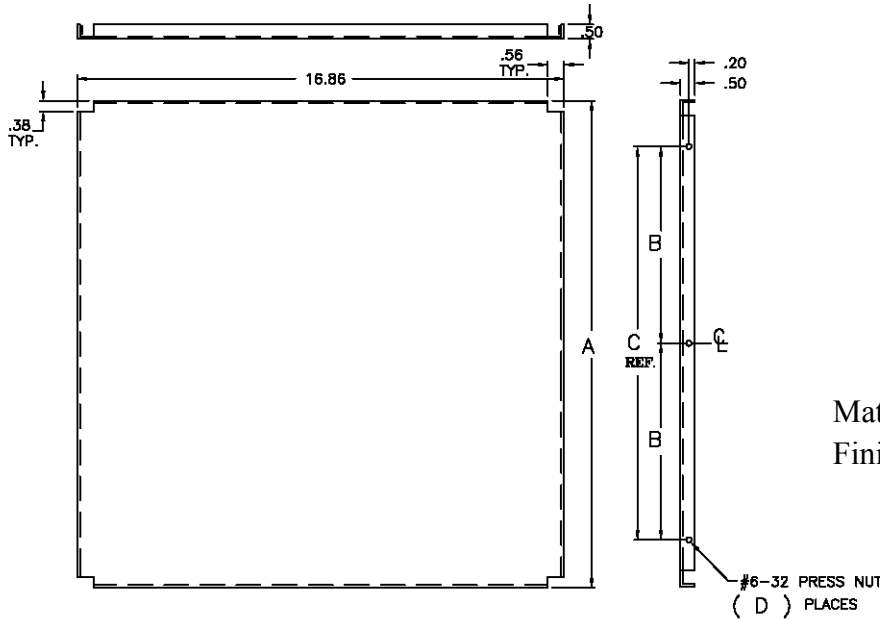
Depth	J	K	M	N	P	R
8	8.50	3.75	—	12	5.13	4
12	12.75	5.88	4.69	18	9.38	8
17	17.00	8.00	6.81	18	13.63	8
21	21.25	10.13	8.94	18	17.88	8

Downloaded from Elcodis.com electronic components distributor

# Utility Chassis Components



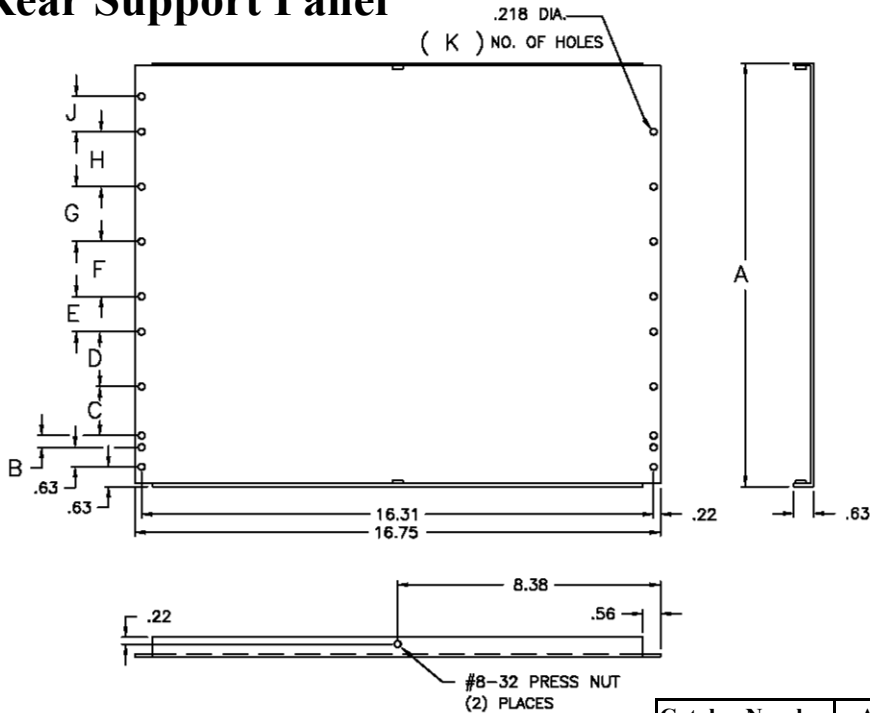
## Chassis Plate



Catalog Number	A	B	C	D
SPA-8	8.36	—	5.13	4
SPA-12	12.61	4.69	9.38	6
SPA-17	16.86	6.81	13.63	6
SPA-21	21.11	8.94	17.88	6

Material: 5052-H32 .090" aluminum  
 Finish: Clear Chromate Conversion Coating

## Rear Support Panel



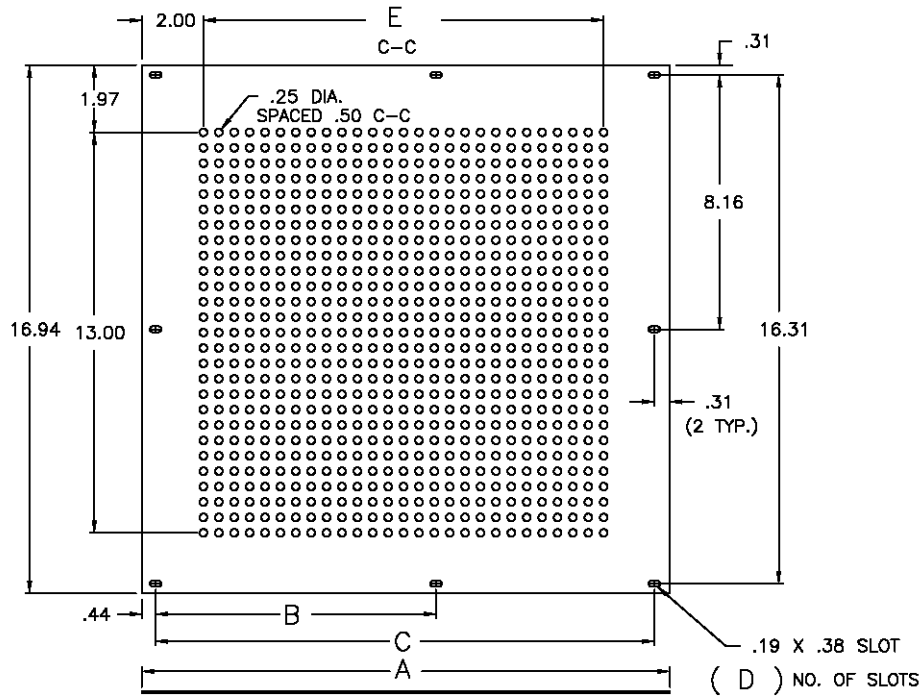
Material: 5052-H32 .090" aluminum  
 Finish: Clear Chromate Conversion Coating

Catalog Number	A	B	C	D	E	F	G	H	J	K
RPA-3	3.00	0.38	0.75	—	—	—	—	—	—	8
RPA-5	4.75	0.38	0.75	1.12	—	—	—	—	—	10
RPA-7	6.50	0.38	0.75	1.12	2.38	—	—	—	—	12
RPA-8	8.25	0.38	0.75	1.12	2.38	1.12	—	—	—	14
RPA-10	10.00	0.38	0.75	1.12	2.38	1.12	1.75	—	—	16
RPA-12	11.75	0.38	0.75	1.12	2.38	1.12	1.75	1.75	—	18
RPA-14	13.50	0.38	0.75	1.12	2.38	1.12	1.75	1.75	1.75	20

# Utility Chassis Components



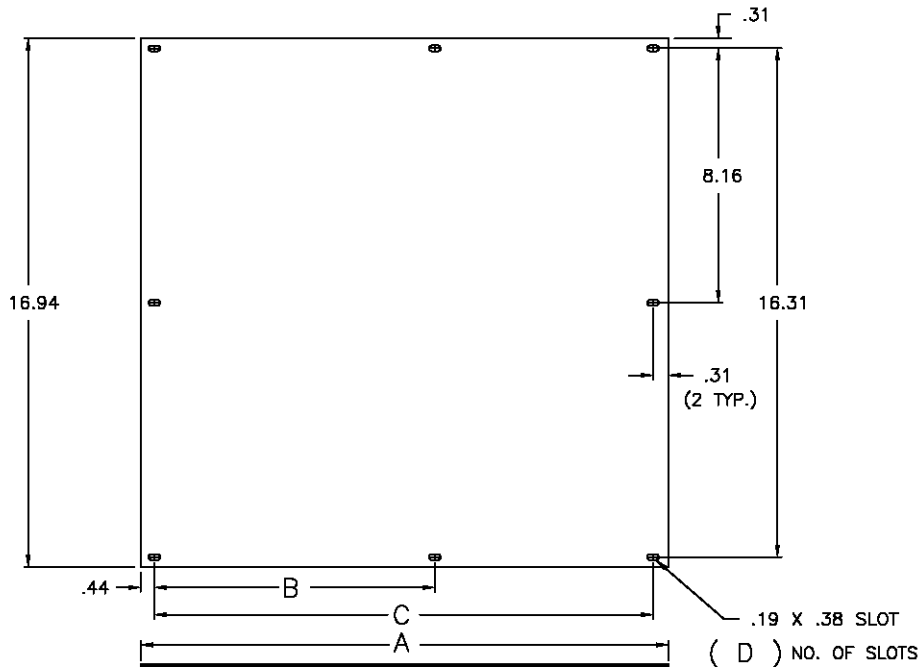
## Ventilated Protective Cover



Catalog Number	A	B	C	D	E
PCA-8	8.44	—	7.50	6	5.00
PCA-12	12.69	6.88	11.75	8	8.00
PCA-17	16.94	9.00	16.00	8	13.00
PCA-21	21.19	11.13	20.25	8	17.00

Material: 5052-H32 .060" aluminum  
 Finish: Clear Chromate Conversion Coating

## Solid Protective Cover



Catalog Number	A	B	C	D	E
PCA-8-S	8.44	—	7.50	6	5.00
PCA-12-S	12.69	6.88	11.75	8	8.00
PCA-17-S	16.94	9.00	16.00	8	13.00
PCA-21-S	21.19	11.13	20.25	8	17.00

Material: 5052-H32 .060" aluminum  
 Finish: Clear Chromate Conversion Coating