

PRELIMINARY SPEC

Part Number: KPG-1608SYKC-T

Super Bright Yellow

Features

- 1.6mmX0.8mm SMT LED, 0.25mm THICKNESS.
- LOW POWER CONSUMPTION.
- WIDE VIEWING ANGLE.
- COMPATIBLE WITH AUTOMATIC PLACEMENT EQUIPMENT
- IDEAL FOR BACKLIGHT AND INDICATOR.
- PACKAGE: 2000PCS / REEL.
- MOISTURE SENSITIVITY LEVEL : LEVEL 3.
- RoHS COMPLIANT.

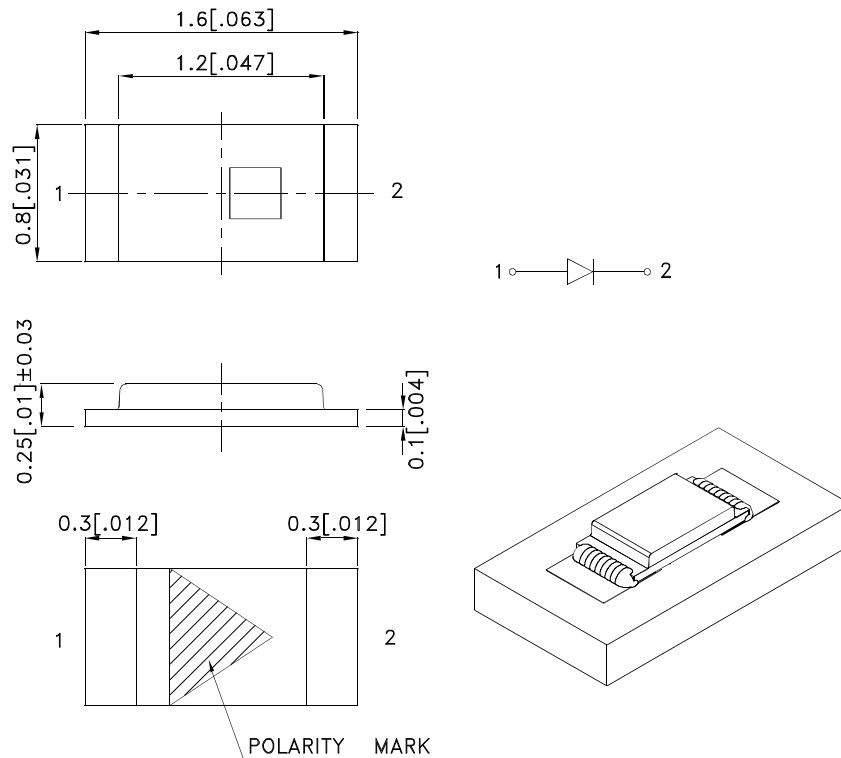
Description

The Super Bright Yellow device is made with AlGaInP (on GaAs substrate) light emitting diode chip.

Applications

Mobile phone Keypad indicator and backlight
Flat backlight for LCD, switch and symbol
Toys

Package Dimensions



Notes:

1. All dimensions are in millimeters (inches).
2. Tolerance is $\pm 0.1(0.004)$ unless otherwise noted.
3. Specifications are subject to change without notice.
4. The device has a single mounting surface. The device must be mounted according to the specifications.



Selection Guide

Part No.	Dice	Lens Type	Iv (mcd) [2] @ 20mA		Viewing Angle [1]
			Min.	Typ.	2θ1/2
KPG-1608SYKC-T	Super Bright Yellow (AlGaInP)	WATER CLEAR	70	100	120°

Notes:

1. θ1/2 is the angle from optical centerline where the luminous intensity is 1/2 the optical centerline value.
2. Luminous intensity/ luminous Flux: +/-15%.

Electrical / Optical Characteristics at TA=25°C

Symbol	Parameter	Device	Typ.	Max.	Units	Test Conditions
λpeak	Peak Wavelength	Super Bright Yellow	591		nm	If=20mA
λD [1]	Dominant Wavelength	Super Bright Yellow	589		nm	If=20mA
Δλ1/2	Spectral Line Half-width	Super Bright Yellow	15		nm	If=20mA
C	Capacitance	Super Bright Yellow	25		pF	Vf=0V;f=1MHz
Vf [2]	Forward Voltage	Super Bright Yellow	2.05	2.5	V	If=20mA
IR	Reverse Current	Super Bright Yellow		10	uA	Vr=5V

Notes:

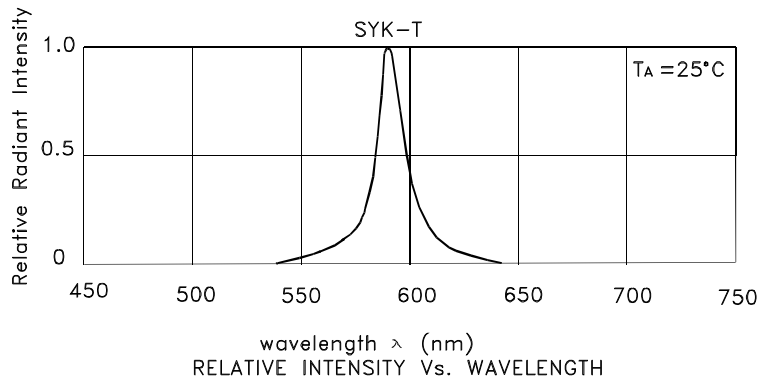
1. Wavelength: +/-1nm.
2. Forward Voltage: +/-0.1V.

Absolute Maximum Ratings at TA=25°C

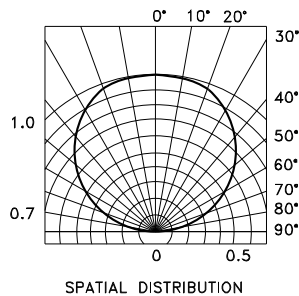
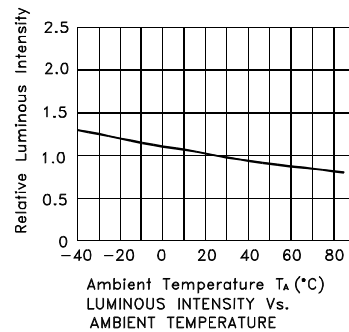
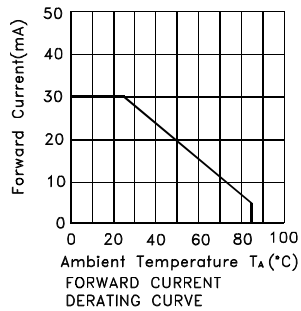
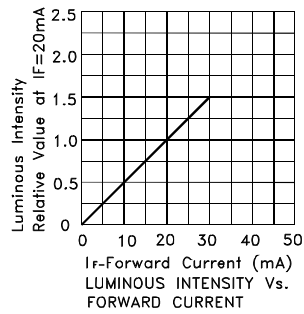
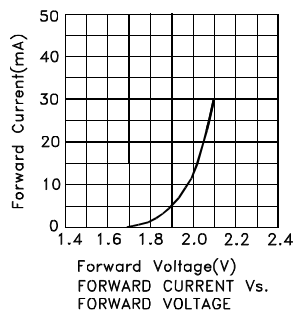
Parameter	Super Bright Yellow	Units
Power dissipation	75	mW
DC Forward Current	30	mA
Peak Forward Current [1]	150	mA
Reverse Voltage	5	V
Operating Temperature	-40°C To +85°C	
Storage Temperature	-40°C To +85°C	

Note:

1. 1/10 Duty Cycle, 0.1ms Pulse Width.

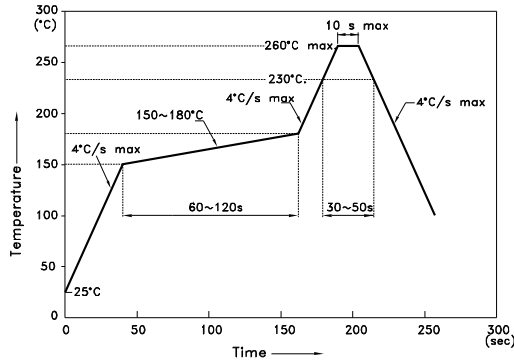


Super Bright Yellow KPG-1608SYKC-T



KPG-1608SYKC-T

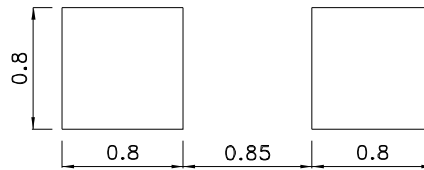
Reflow Soldering Profile For Lead-free SMT Process.



NOTES:

1. We recommend the reflow temperature 245°C(+/-5°C). The maximum soldering temperature should be limited to 260°C.
2. Don't cause stress to the epoxy resin while it is exposed to high temperature.
3. Number of reflow process shall be 2 times or less.

Recommended Soldering Pattern (Units : mm; Tolerance: ± 0.1)



Tape Specifications (Units : mm)

