


SD1420

Silicon Photodiode

FEATURES

- Compact, metal can coaxial package
- 24° (nominal) acceptance angle
- Wide operating temperature range (-55°C to +125°C)
- Mechanically and spectrally matched to SE1450 and SE1470 infrared emitting diodes



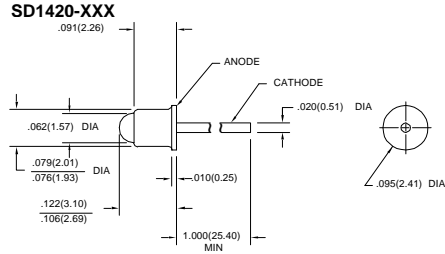
INFRA-63.TIF

DESCRIPTION

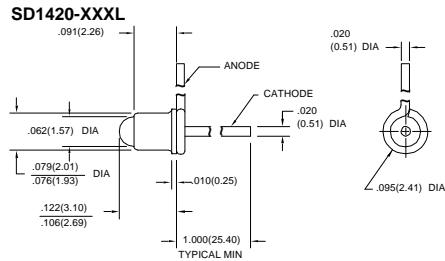
The SD1420 is a PN junction silicon photodiode mounted in a glass lensed metal can coaxial package. The package may have a tab or second lead welded to the can as an optional feature (SD1420-XXXL). Both leads are flexible and may be formed as required to fit various mounting configurations.

OUTLINE DIMENSIONS in inches (mm)

Tolerance 3 plc decimals ±0.005(0.12)
2 plc decimals ±0.020(0.51)



DIM_10a.d54



DIM_10b.d54

SD1420

Silicon Photodiode

ELECTRICAL CHARACTERISTICS (25°C unless otherwise noted)

PARAMETER	SYMBOL	MIN	TYP	MAX	UNITS	TEST CONDITIONS
Light Current SD1420-002, SD1420-002L	I_L	5.0			μA	$V_R=20\text{ V}$ $H=5\text{ mW/cm}^2$ (1)
Dark Current	I_D			5.0	nA	$V_R=20\text{ V}$ $H=0$
Reverse Breakdown Voltage	V_{BR}	50			V	$I_R=10\ \mu\text{A}$
Angular Response (2)	\emptyset		24		degr.	$I_F=\text{Constant}$
Rise And Fall Time	t_r, t_f		50		ns	$V_R=20\text{ V}$ $R_L=50\ \Omega$

Notes

- The radiation source is a tungsten lamp operating at a color temperature of 2870°K.
- Angular response is defined as the total included angle between the half sensitivity points.

ABSOLUTE MAXIMUM RATINGS

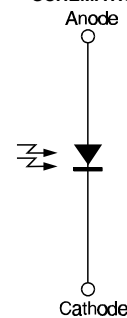
(25°C Free-Air Temperature unless otherwise noted)

Cathode Anode Voltage	50 V
Power Dissipation	75 mW (1)
Operating Temperature Range	-55°C to 125°C
Storage Temperature Range	-65°C to 150°C
Soldering Temperature (10 sec)	260°C

Notes

- Derate linearly from 25°C free-air temperature at the rate of 0.71 mW/°C.

SCHEMATIC



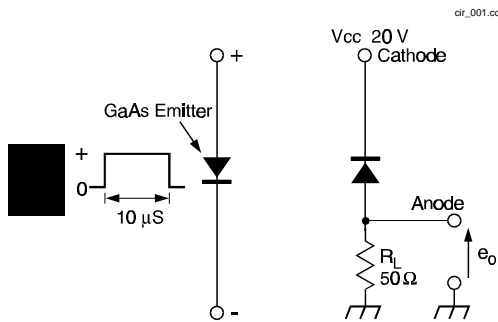
Honeywell reserves the right to make changes in order to improve design and supply the best products possible.

Honeywell

SD1420

Silicon Photodiode

SWITCHING TIME TEST CIRCUIT



SWITCHING WAVEFORM

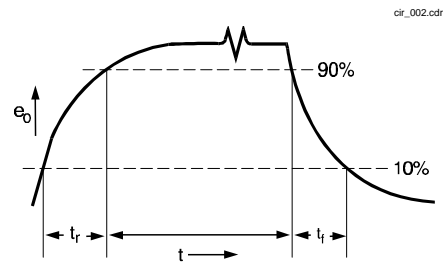


Fig. 1 Responsivity vs Angular Displacement

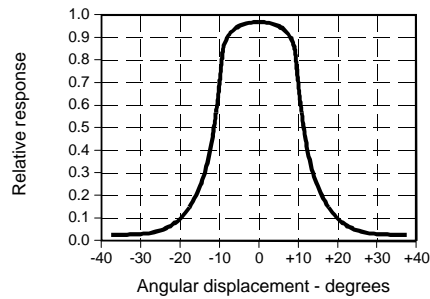


Fig. 2 Dark Current vs Temperature

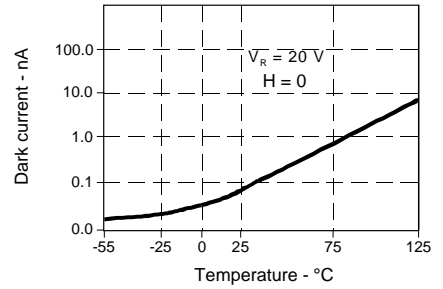
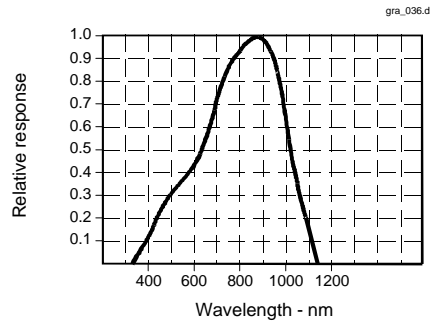


Fig. 3 Spectral Responsivity



All Performance Curves Show Typical Values

SD1420
Silicon Photodiode



Honeywell reserves the right to make changes in order to improve design and supply the best products possible.

Honeywell