

φ5.0(T-1 3/4) Circular Type Standard Type <Viewing Angle 2θ1/2 : 40°>

SLR-56 Series

Emitting Color	Green(Yellowish Green)	Yellow		Orange		Red		
Material	GaP		GaAsP on GaP					
Emitting Surface Dimension(mm)								
Part No.	SLR-56MC	SLR-56MG	SLR-56YC	SLR-56YY	SLR-56DC	SLR-56DU	SLR-56VC	SLR-56VR

Absolute Maximum Ratings (Ta=25°C)

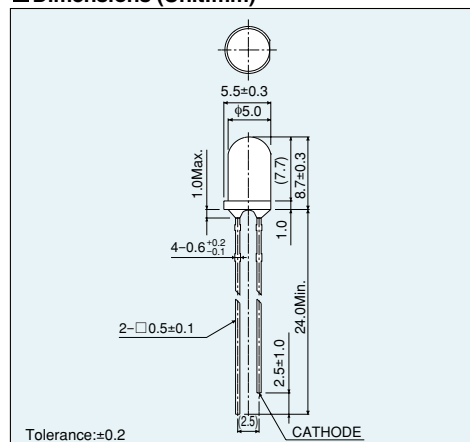
Part No.	Emitting color	Power dissipation P _D (mW)	Forward current I _F (mA)	Peak forward current * I _{FP} (mA)	Reverse voltage V _R (V)	Operating temperature T _{opr} (°C)	Storage temperature T _{stg} (°C)
SLR-56MC	Green (Yellowish Green)	75	25				
SLR-56MG							
SLR-56YC	Yellow			60	3		
SLR-56YY							
SLR-56DC	Orange	60	20				
SLR-56DU							
SLR-56VC	Red						
SLR-56VR							

*:Duty ≤ 1/5, pulse width ≤ 1ms.

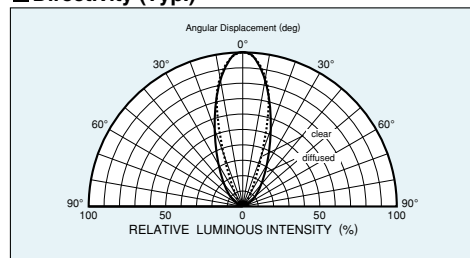
Electrical Optical Characteristics (Ta=25°C)

Part No.	Resin Color	Forward voltage V _F		Reverse current I _R		Light wavelength Peak λ _p Half-wave Δλ			Brightness I _v		
		Typ. (V)	I _F (mA)	Max. (μA)	V _R (V)	Typ. (nm)	Typ. (nm)	I _F (mA)	Min. (mcd)	Typ. (mcd)	I _F (mA)
SLR-56MC	Transparent Colored	2.1				563			14	40	
SLR-56MG	Diffused Colored								5.6	16	
SLR-56YC	Transparent Colored	2.0	10	10	3	585	40	10	9.0	25	10
SLR-56YY	Diffused Colored								5.6	10	
SLR-56DC	Transparent Colored	2.0				610			9.0	25	
SLR-56DU	Diffused Colored								3.6	10	
SLR-56VC	Transparent Colored	2.0				650			9.0	25	
SLR-56VR	Diffused Colored								3.6	10	

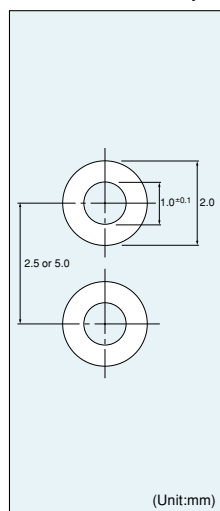
Dimensions (Unit:mm)



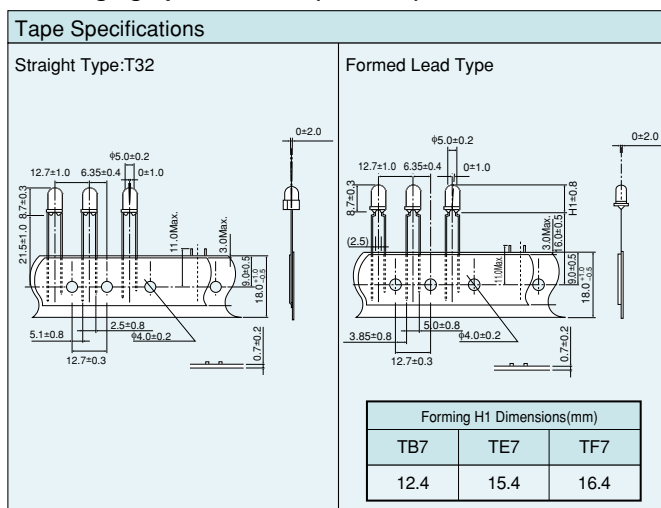
Directivity (Typ.)



Recommended Pad Layout

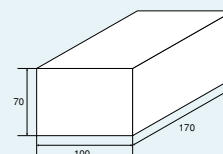


Packaging Specifications (Unit:mm)

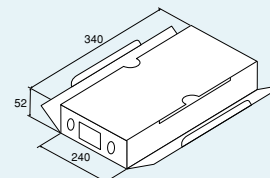


Packaging

Bulk(3F):1000pcs/Box

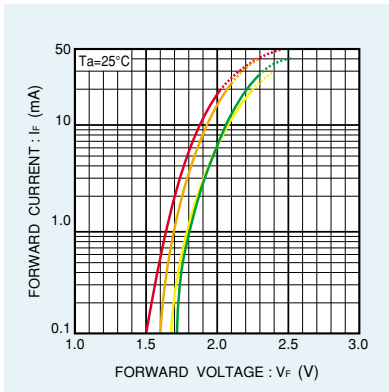


Tape:2000pcs/Box



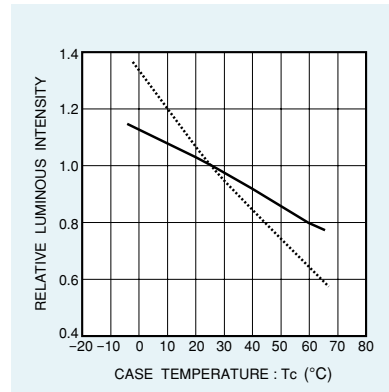
Electrical Characteristic Curves

Forward Current - Forward Voltage



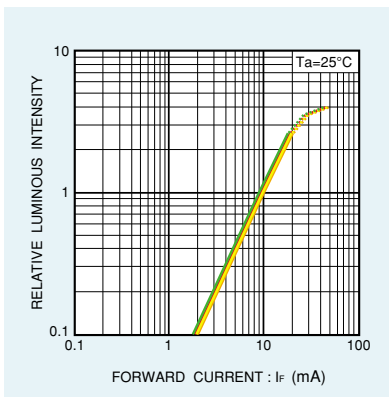
- SLR-56MC
- SLR-56MG
- SLR-56YC
- SLR-56YY
- SLR-56DC
- SLR-56DU
- SLR-56VC
- SLR-56VR

Relative Luminous Intensity - Case Temperature



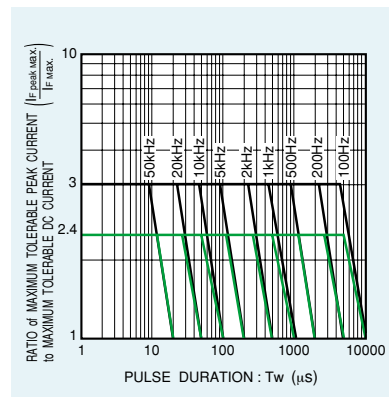
- SLR-56MC
- SLR-56MG
- SLR-56YC
- SLR-56YY
- SLR-56DC
- SLR-56DU
- SLR-56VC
- SLR-56VR

Relative Luminous Intensity - Forward Current



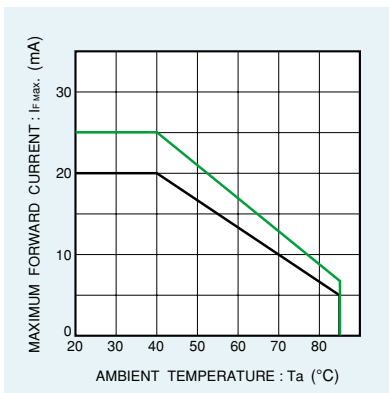
- SLR-56MC
- SLR-56MG
- SLR-56YC
- SLR-56YY
- SLR-56DC
- SLR-56DU
- SLR-56VC
- SLR-56VR

Ratio of Maximum Tolerable Peak Current - Pulse Duration



- SLR-56MC
- SLR-56MG
- SLR-56YC
- SLR-56YY
- SLR-56DC
- SLR-56DU
- SLR-56VC
- SLR-56VR

Derating



- SLR-56MC
- SLR-56MG
- SLR-56YC
- SLR-56YY
- SLR-56DC
- SLR-56DU
- SLR-56VC
- SLR-56VR

Notes

- No technical content pages of this document may be reproduced in any form or transmitted by any means without prior permission of ROHM CO.,LTD.
- The contents described herein are subject to change without notice. The specifications for the product described in this document are for reference only. Upon actual use, therefore, please request that specifications to be separately delivered.
- Application circuit diagrams and circuit constants contained herein are shown as examples of standard use and operation. Please pay careful attention to the peripheral conditions when designing circuits and deciding upon circuit constants in the set.
- Any data, including, but not limited to application circuit diagrams information, described herein are intended only as illustrations of such devices and not as the specifications for such devices. ROHM CO.,LTD. disclaims any warranty that any use of such devices shall be free from infringement of any third party's intellectual property rights or other proprietary rights, and further, assumes no liability of whatsoever nature in the event of any such infringement, or arising from or connected with or related to the use of such devices.
- Upon the sale of any such devices, other than for buyer's right to use such devices itself, resell or otherwise dispose of the same, no express or implied right or license to practice or commercially exploit any intellectual property rights or other proprietary rights owned or controlled by
- ROHM CO., LTD. is granted to any such buyer.
- Products listed in this document are no antiradiation design.

The products listed in this document are designed to be used with ordinary electronic equipment or devices (such as audio visual equipment, office-automation equipment, communications devices, electrical appliances and electronic toys).

Should you intend to use these products with equipment or devices which require an extremely high level of reliability and the malfunction of which would directly endanger human life (such as medical instruments, transportation equipment, aerospace machinery, nuclear-reactor controllers, fuel controllers and other safety devices), please be sure to consult with our sales representative in advance.

About Export Control Order in Japan

Products described herein are the objects of controlled goods in Annex 1 (Item 16) of Export Trade Control Order in Japan.

In case of export from Japan, please confirm if it applies to "objective" criteria or an "informed" (by MITI clause) on the basis of "catch all controls for Non-Proliferation of Weapons of Mass Destruction.