

φ3.1(T-1) Circular Type High Brightness Type <Viewing Angle 2θ1/2 : 40°>

SLI-343 Series

Pressure Release

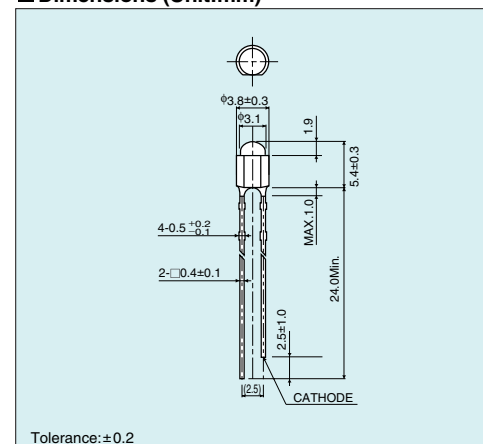
Emitting Color	Green (Yellowish Green)	Yellow		Orange		Red		
Material	AlGaInP on GaAs							
Emitting Surface Dimension(mm)								
Part No.	SLI-343MC	SLI-343MG	SLI-343YC	SLI-343YY	SLI-343DC	SLI-343DU	SLI-343URC	SLI-343UR

Absolute Maximum Ratings (Ta=25°C)

Part No.	Emitting color	Power dissipation Pd (mW)	Forward current IF (mA)	Peak forward current *IFP (mA)	Reverse voltage VR (V)	Operating temperature Topr (°C)	Storage temperature Tstg (°C)
SLI-343MC	Green (Yellowish Green)	62	25	100	9	-25 to +85	-30 to +100
SLI-343MG							
SLI-343YC	Yellow	125	50	200	9	-25 to +85	-30 to +100
SLI-343YY							
SLI-343DC	Orange	125	50	200	9	-25 to +85	-30 to +100
SLI-343DU							
SLI-343URC	Red	125	50	200	9	-25 to +85	-30 to +100
SLI-343UR							

*:Duty ≤ 1/10, 1kHz

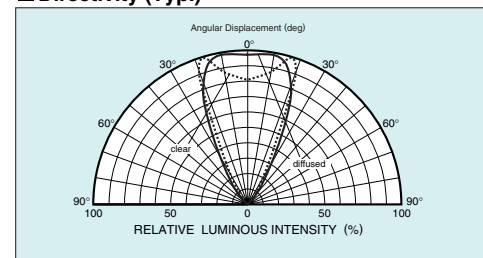
Dimensions (Unit:mm)



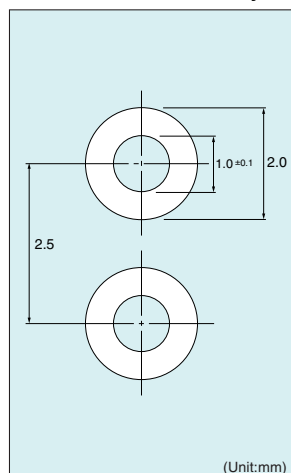
Electrical Optical Characteristics (Ta=25°C)

Part No.	Resin Color	Forward voltage VF		Reverse current IR		Light wavelength			Brightness Iv		
		Typ. (V)	IF (mA)	Max. (μA)	VR (V)	Peak λp (nm)	Half-wave Δλ (nm)	IF (mA)	Min. (mcd)	Typ. (mcd)	IF (mA)
SLI-343MC	Transparent Colored	2.1	20	100	9	572	18	20	56	200	20
SLI-343MG	Diffused Colored								180		
SLI-343YC	Transparent Colored	1.9	20	100	9	591	15	20	350	350	20
SLI-343YY	Diffused Colored								300		
SLI-343DC	Transparent Colored	1.9	20	100	9	611	17	20	90	500	20
SLI-343DU	Diffused Colored								350		
SLI-343URC	Transparent Colored	1.9	20	100	9	630	20	20	450	450	20
SLI-343UR	Diffused Colored								350		

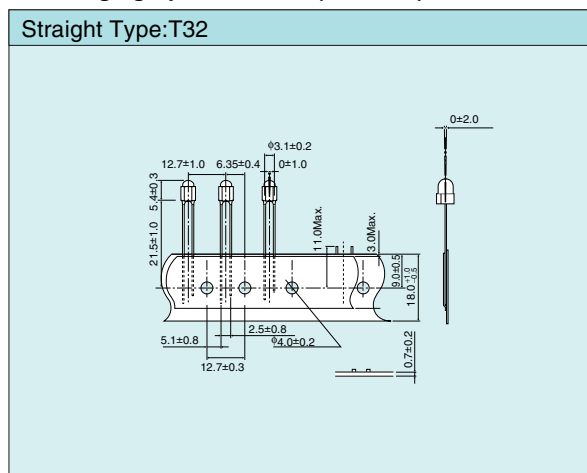
Directivity (Typ.)



Recommended Pad Layout

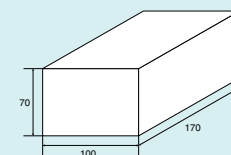


Packaging Specifications (Unit:mm)

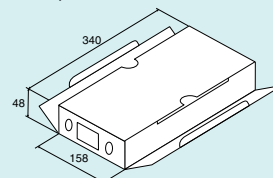


Packaging

Bulk(3F):2000pcs/Box

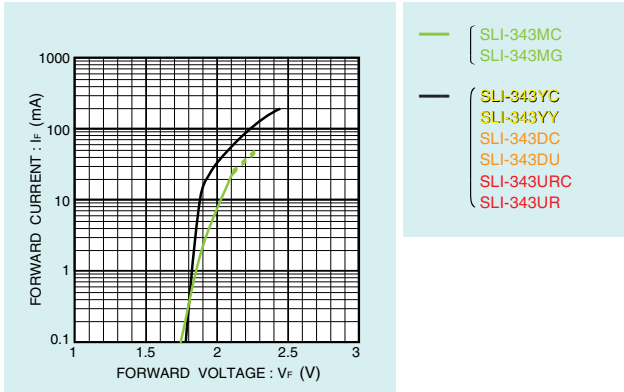


Tape:2000pcs/Box

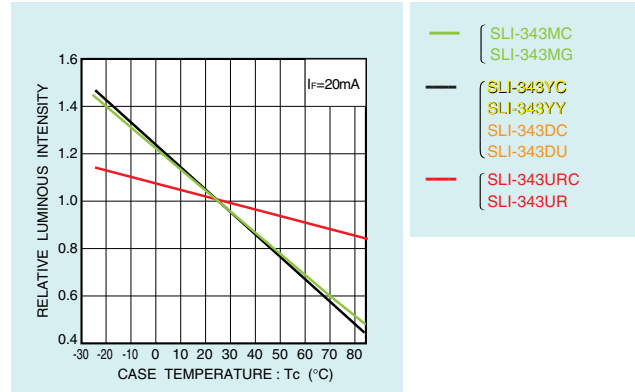


Electrical Characteristic Curves

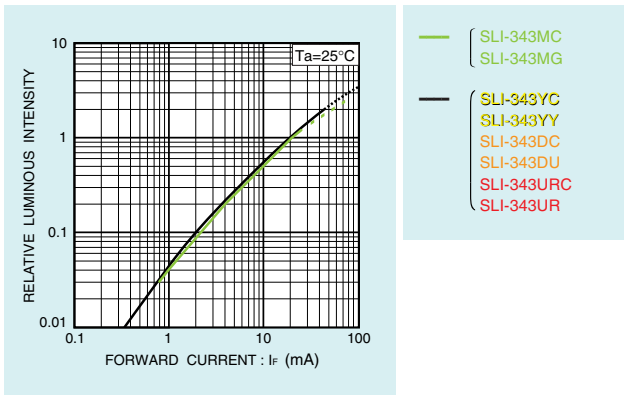
Forward Current - Forward Voltage



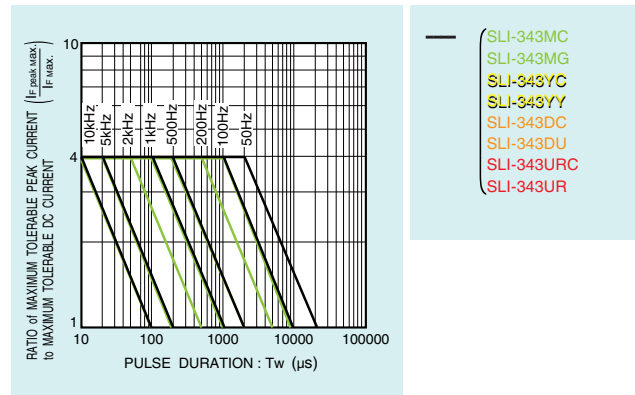
Relative Luminous Intensity - Case Temperature



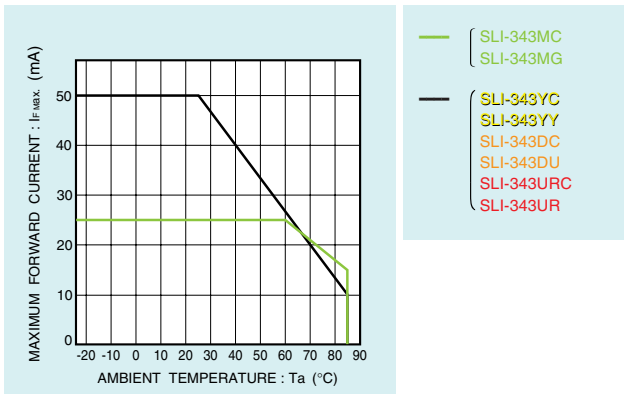
Relative Luminous Intensity - Forward Current



Ratio of Maximum Tolerable Peak Current - Pulse Duration



Derating



Notes

- No technical content pages of this document may be reproduced in any form or transmitted by any means without prior permission of ROHM CO.,LTD.
- The contents described herein are subject to change without notice. The specifications for the product described in this document are for reference only. Upon actual use, therefore, please request that specifications to be separately delivered.
- Application circuit diagrams and circuit constants contained herein are shown as examples of standard use and operation. Please pay careful attention to the peripheral conditions when designing circuits and deciding upon circuit constants in the set.
- Any data, including, but not limited to application circuit diagrams information, described herein are intended only as illustrations of such devices and not as the specifications for such devices. ROHM CO.,LTD. disclaims any warranty that any use of such devices shall be free from infringement of any third party's intellectual property rights or other proprietary rights, and further, assumes no liability of whatsoever nature in the event of any such infringement, or arising from or connected with or related to the use of such devices.
- Upon the sale of any such devices, other than for buyer's right to use such devices itself, resell or otherwise dispose of the same, no express or implied right or license to practice or commercially exploit any intellectual property rights or other proprietary rights owned or controlled by
- ROHM CO., LTD. is granted to any such buyer.
- Products listed in this document are no antiradiation design.

The products listed in this document are designed to be used with ordinary electronic equipment or devices (such as audio visual equipment, office-automation equipment, communications devices, electrical appliances and electronic toys).

Should you intend to use these products with equipment or devices which require an extremely high level of reliability and the malfunction of which would directly endanger human life (such as medical instruments, transportation equipment, aerospace machinery, nuclear-reactor controllers, fuel controllers and other safety devices), please be sure to consult with our sales representative in advance.

It is our top priority to supply products with the utmost quality and reliability. However, there is always a chance of failure due to unexpected factors. Therefore, please take into account the derating characteristics and allow for sufficient safety features, such as extra margin, anti-flammability, and fail-safe measures when designing in order to prevent possible accidents that may result in bodily harm or fire caused by component failure. ROHM cannot be held responsible for any damages arising from the use of the products under conditions out of the range of the specifications or due to non-compliance with the NOTES specified in this catalog.

Thank you for your accessing to ROHM product informations.

More detail product informations and catalogs are available, please contact your nearest sales office.

ROHM Customer Support System

THE AMERICAS / EUROPE / ASIA / JAPAN

www.rohm.com

Contact us : webmaster@rohm.co.jp