

# Kingbright®

## 2mm FLAT TOP LED LAMPS

L-1034H BRIGHT RED

L-1034G GREEN

L-1034I HIGH EFFICIENCY RED

L-1034Y YELLOW

### Features

- MOUNTS FLUSH WITH PANEL.
- LOW POWER CONSUMPTION.
- SUITABLE FOR AUDIO PANEL INDICATOR.
- LONG LIFE - SOLID STATE RELIABILITY.

### Description

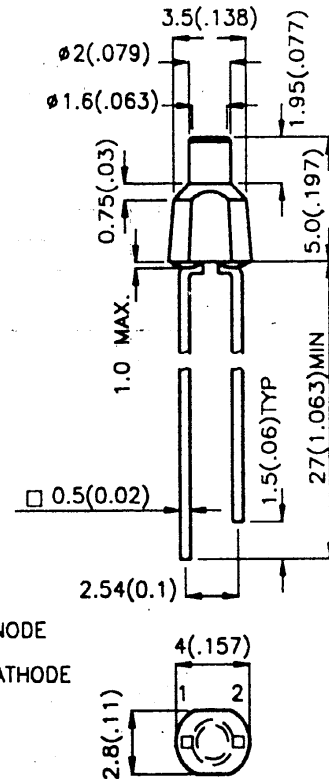
The Bright Red source color devices are made with Gallium Phosphide Red Light Emitting Diode.

The Green source color devices are made with Gallium Phosphide Green Light Emitting Diode.

The High Efficiency Red source color devices are made with Gallium Arsenide Phosphide on Gallium Phosphide Orange Light Emitting Diode.

The Yellow source color devices are made with Gallium Arsenide Phosphide on Gallium Phosphide Yellow Light Emitting Diode.

### Package Dimensions



- 1 ANODE  
2 CATHODE

### Notes:

1. All dimensions are in millimeters (inches).
2. Tolerance is  $\pm 0.25(0.01)$  unless otherwise noted.
3. Lead spacing is measured where the lead emerge package.
4. Specifications are subjected to change without notice.

### Selection Guide

Part No.	Dice	Lens Type	Iv (mcd) @ 10 mA		Viewing Angle 2 $\theta$ 1/2
			Min.	Max.	
L-1034HD	BRIGHT RED (GaP)	RED DIFFUSED	0.5	2.0	70°
L-1034ID	HIGH EFFICIENCY RED (GaAsP/GaP)	RED DIFFUSED	8.0	20.0	
L-1034GD	GREEN (GaP)	GREEN DIFFUSED	2.0	8.0	
L-1034YD	YELLOW (GaAsP/GaP)	YELLOW DIFFUSED	2.0	8.0	

## Electrical / Optical Characteristics at T<sub>A</sub>=25°C

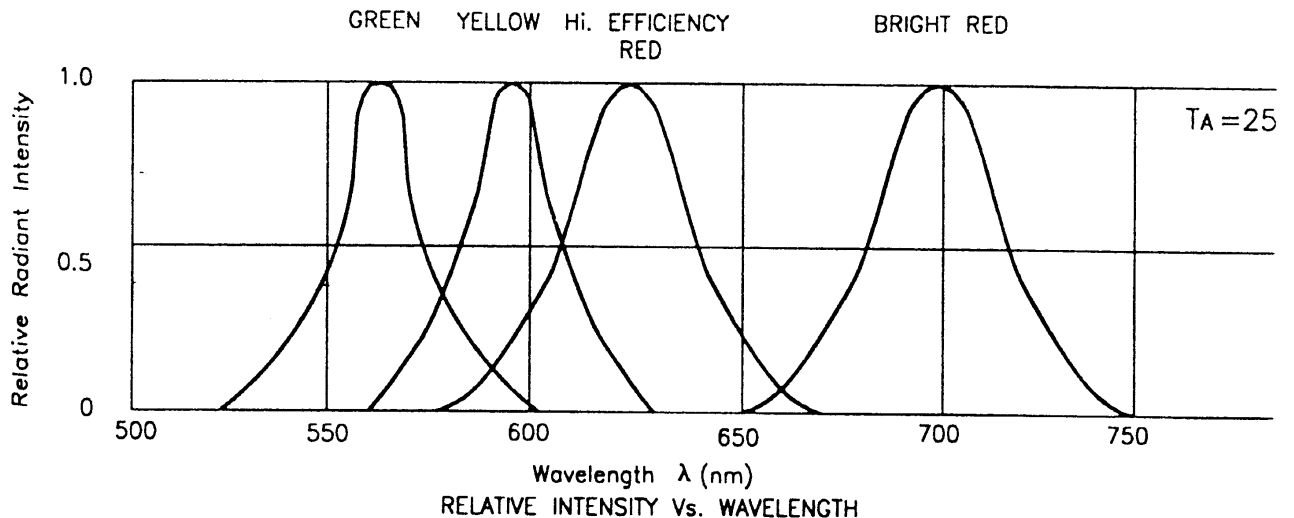
Symbol	Parameter	Device	Typ.	Max.	Units	Test Condition
$\lambda_{\text{peak}}$	Peak Wavelength	Bright Red High Efficiency Red Green Yellow	700 625 565 590		nm	IF=20mA
$\Delta\lambda_{1/2}$	Spectral Line Halfwidth	Bright Red High Efficiency Red Green Yellow	45 45 30 35		nm	IF=20mA
C	Capacitance	Bright Red High Efficiency Red Green Yellow	40 12 45 10		pF	VF=0V;f=1MHz
V <sub>F</sub>	Forward Voltage	Bright Red High Efficiency Red Green Yellow	2.0 2.0 2.2 2.1	2.5 2.5 2.5 2.5	V	IF=20mA
I <sub>R</sub>	Reverse Current	All	10		uA	VR = 5V

## Absolute Maximum Ratings at T<sub>A</sub>=25°C

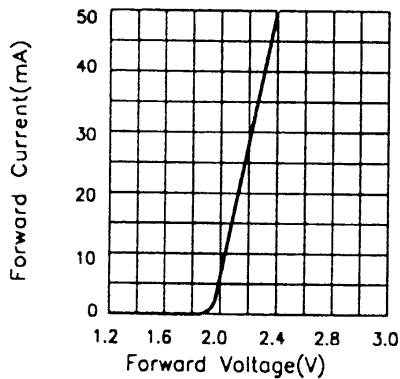
Parameter	Bright Red	High Efficiency Red	Green	Yellow	U
Power dissipation	120	105	105	105	
DC Forward Current	25	30	25	30	
Peak Forward Current [1]	150	150	150	150	
Reverse Voltage	5	5	5	5	
Operating/Storage Temperature	-40°C To +85°C				
Lead Soldering Temperature [2]	260°C For 5 Seconds				

### Notes:

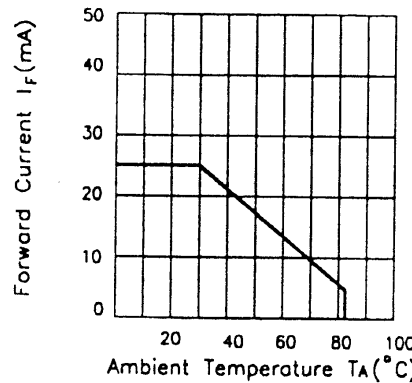
- $\tau \leq 10\mu\text{s}$ .
- 4mm below package base.



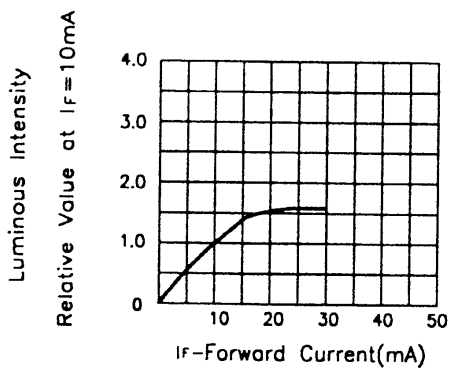
## right Red L-1034HD



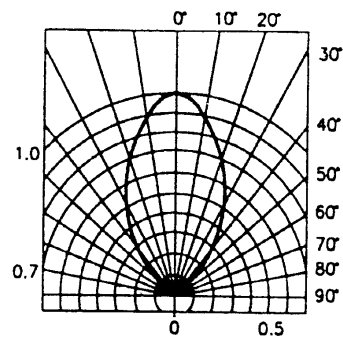
FORWARD CURRENT Vs. FORWARD VOLTAGE



FORWARD CURRENT DERATING CURVE

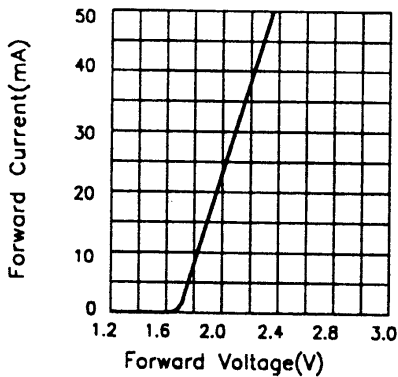


LUMINOUS INTENSITY Vs. FORWARD CURRENT

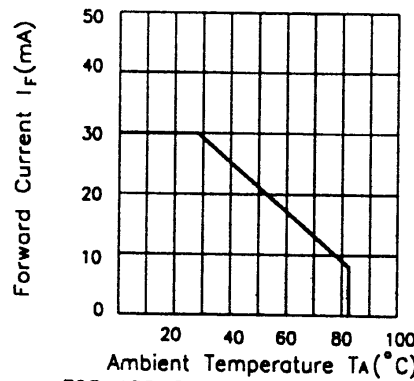


SPATIAL DISTRIBUTION

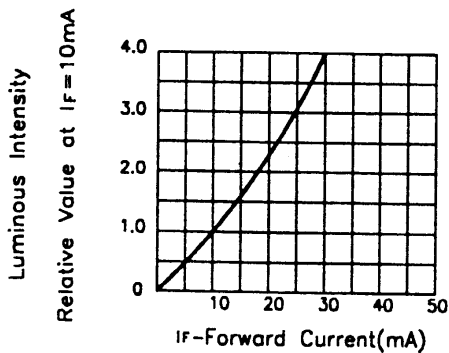
## igh Efficiency Red L-1034ID



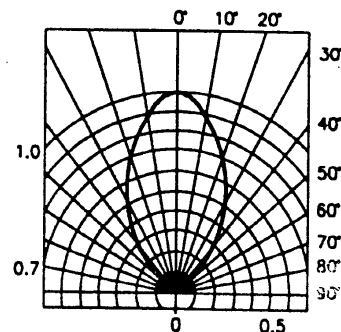
FORWARD CURRENT Vs. FORWARD VOLTAGE



FORWARD CURRENT DERATING CURVE

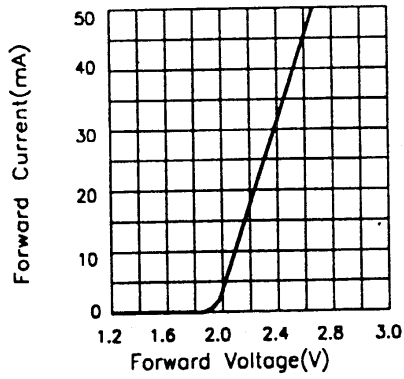


LUMINOUS INTENSITY Vs. FORWARD CURRENT

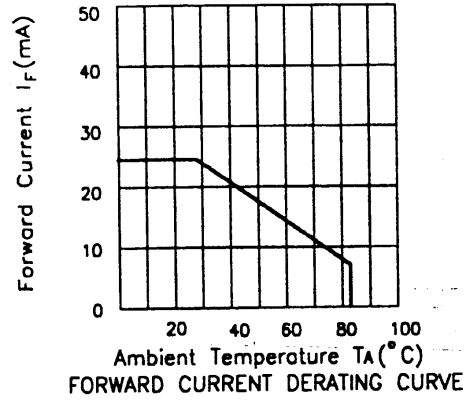


SPATIAL DISTRIBUTION

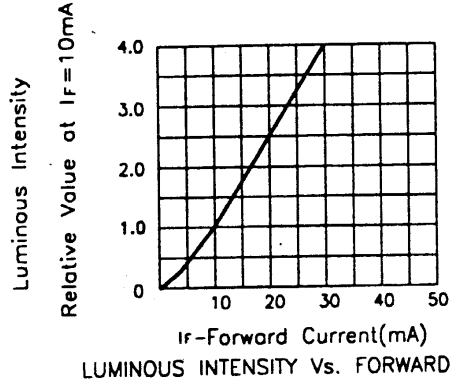
# Green L-1034GD



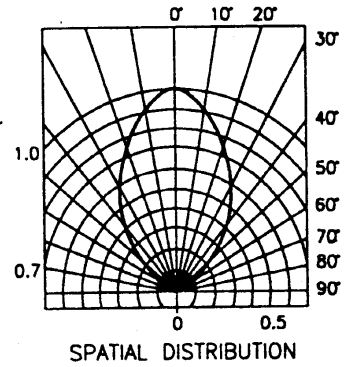
FORWARD CURRENT Vs. FORWARD VOLTAGE



FORWARD CURRENT DERATING CURVE

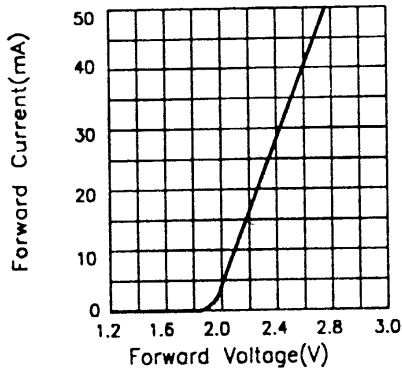


LUMINOUS INTENSITY Vs. FORWARD CURRENT

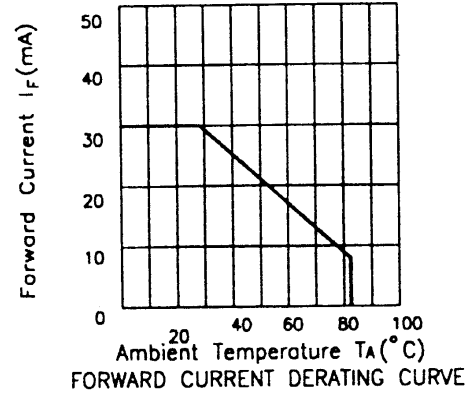


SPATIAL DISTRIBUTION

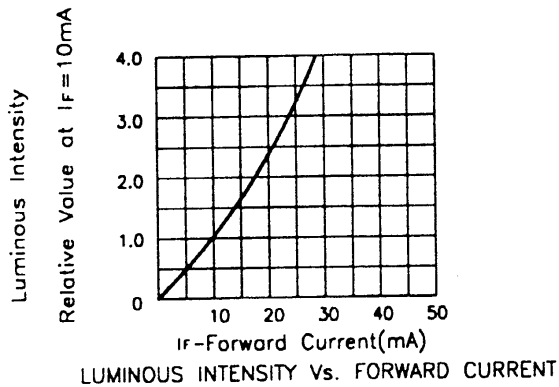
# Yellow L-1034YD



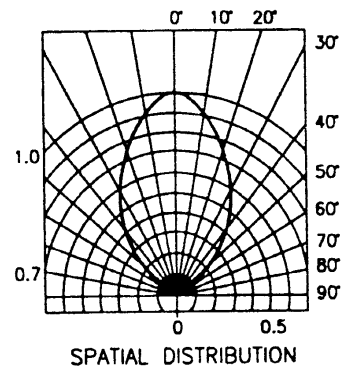
FORWARD CURRENT Vs. FORWARD VOLTAGE



FORWARD CURRENT DERATING CURVE



LUMINOUS INTENSITY Vs. FORWARD CURRENT



SPATIAL DISTRIBUTION