


# SECURITY LIGHTING

388 117.



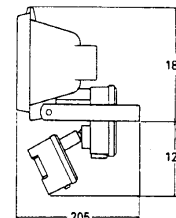
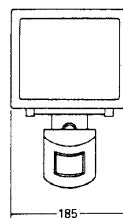
## AUTOMATIC PIR SECURITY FLOODLIGHT

Cat. No. SLV500

A powerful 500W Halogen Floodlight and integral PIR detector with up to 15 metres detection range and 100° horizontal (35° vertical) angle of detection. The detector's moveable extension arm allows horizontal and vertical range adjustment and a built in light sensor prevents daytime operation. Light on times are adjustable from 6 seconds to 5 minutes and a sensitivity adjuster allows adjustment to meet varying security needs.

**FEATURES** • Enclosed 500W Floodlight complete with halogen lamp

- Adjustable 15 metres detection range with 100° horizontal angle of detection
  - Light on times adjustable from 6 seconds to 5 minutes • Sensitivity adjuster
  - Light sensor prevents daytime operation • IP54 weatherproof rating
- NOT SUITABLE FOR FLUORESCENT LIGHTING & LOW ENERGY BULBS




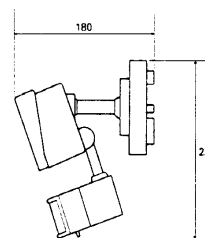
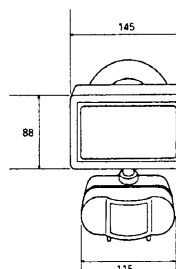
## AUTOMATIC 150W HALOGEN FLOODLIGHT

Cat. No. SLV150

A complete 150W enclosed halogen floodlight with PIR detector. Detects body heat up to 15 metres away and automatically switches light on. The detectors moveable extension arm allows horizontal and vertical range adjustment and a built in light sensor prevents daytime operation. Light on times are adjustable from 6 seconds to 5 minutes and a sensitivity adjuster allows adjustment to meet varying security needs. Maximum light loading 150W.

**FEATURES** • Enclosed 150W Floodlight complete with halogen lamp • Adjustable

- 15 metres detection range with 100° horizontal angle of detection • Light on times adjustable from 6 seconds to 5 minutes • Sensitivity adjuster • Light sensor prevents daytime operation
  - IP44 weatherproof rating
- NOT SUITABLE FOR FLUORESCENT LIGHTING & LOW ENERGY BULBS



## PIR TWIN SPOTLIGHT

Cat. No. SLV300

A twin spotlight with integral PIR detector which detects body heat up to 15 metres with a 100° horizontal (35° vertical) angle of detection. Spotlights take a 150W PAR lamp and are fully adjustable. The detector's moveable extension arm allows horizontal and vertical range adjustment and a built in light sensor prevents daytime operation. Light on times are adjustable from 6 seconds to 5 minutes and a sensitivity adjuster allows adjustment to meet varying security needs. Maximum light load 300W.

- FEATURES** • Spotlights adjustable with 300W total load • Adjustable 15 metre detection range with 100° horizontal angle of detection • Light on times adjustable from 6 seconds to 5 minutes • Sensitivity adjuster • Light sensor prevents daytime operation • IP23

weatherproof rating  
NOT SUITABLE FOR FLUORESCENT LIGHTING & LOW ENERGY BULBS

