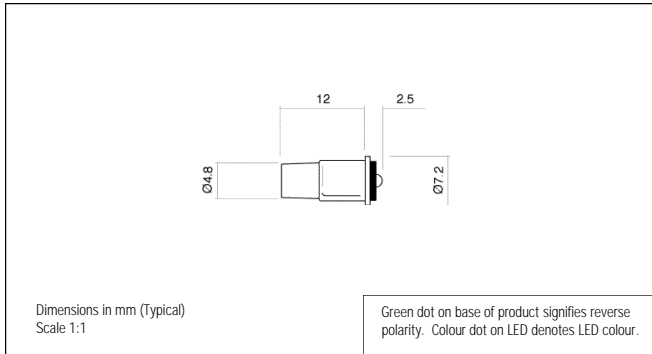


FILAMENT REPLACEMENT LEDs - T1 3/4

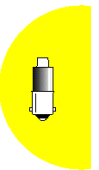
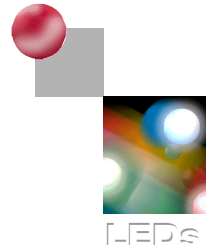


- Direct replacement for T1 3/4 MF SX6s
- Reverse polarity options
- Centre contact, anode as standard



206 SERIES

MLQ = 20



Ordering Information & Typical Technical Characteristics (Ta = 25°C)

Mean Time Between Failure = 100,000 Hours. Luminous intensity figures refer to the unmodified discrete LED.

PART NUMBER	COLOUR	LENS	VOLTAGE DC Vopr	CURRENT DC Iopr	LUMINOUS INTENSITY Iv@20mA	WAVE LENGTH p	VIEWING ANGLE	OPERATING TEMP Topr	STORAGE TEMP Tstg
HIGH INTENSITY									
206-501-04-38	Red	Water Clear	1.9*	20	2750	660	Wide	-40 ~ +80	-40 ~ +80
206-521-04-38	Yellow		2.0*	20	4500	590			
206-532-04-38	Green		3.4*	20	6000	525			
206-930-04-38	Blue		3.4*	20	2000	470			
206-997-04-38	White		3.4*	20	3000	•			
206-501-20-38	Red		5/6	16	2750	660			
206-521-20-38	Yellow		5/6	15	4500	590			
206-532-20-38	Green		5/6	14	6000	525			
206-930-20-38	Blue		5/6	14	2000	470			
206-997-20-38	White		5/6	14	3000	•			
206-501-22-38	Red		24	20	2750	660			
206-521-22-38	Yellow		24	20	4500	590			
206-532-22-38	Green		24	20	6000	525			
206-930-22-38	Blue		24	20	2000	470			
206-997-22-38	White		24	20	3000	•			
UNITS				Vdc	mA	mcd			

* = Voltage DC for 20mA product is Vf@20mA, not Vopr

• = Typical emission colour: x=0.31, y=0.32. Colour temperature 8000K.
Intensities (Iv) and colour shades of white (x,y co-ordinates) may vary between LEDs within a batch.

Please note - This product is also available at 12, 28 and 48Vdc. Please contact our Sales department for further details.



● FLAT-TOPPED LEDS FOR WIDE VIEWING ANGLE