

# Side/Tail & Indicators

Lamps for side & tail illumination



Reference No	Volt	Watt	Type	Dim(mm)
<b>BA15s</b>				
631	6v	3w	SCC	18
205	6v	5w	SCC	18
244/8	6v	8w	SCC	18
244	6v	10w	SCC	18
207	12v	5w	SCC	18
245/8	12v	8w	SCC	18
245	12v	10w	SCC	18
149	24v	5w	SCC	18
• 248	24v	5w	SCC	18
246	24v	10w	SCC	18
874	28v	7w	SCC	18

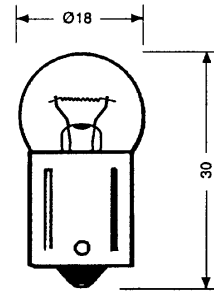


Fig 15

<b>BA15s TUBULAR</b>				
207TU	12v	5w	SCC	16
245TU	12v	10w	SCC	16
149TU	24v	5w	SCC	16
246TU	24v	10w	SCC	16
874TU	28v	7w	SCC	16

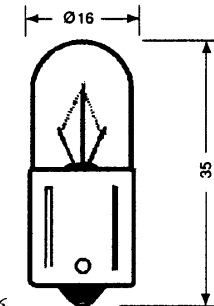


Fig 16

<b>BA15d</b>				
206	6v	5w	SBC	18
209	12v	5w	SBC	18
210	12v	10w	SBC	18
150	24v	5w	SBC	18
• 247	24v	5w	SBC	18
250	24v	10w	SBC	18
875	28v	7w	SBC	18

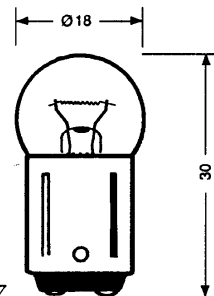


Fig 17

<b>BA15d TUBULAR</b>				
209TU	12v	5w	SBC	16
210TU	12v	10w	SBC	16
150TU	24v	5w	SBC	16
250TU	24v	10w	SBC	16
875TU	28v	7w	SBC	16

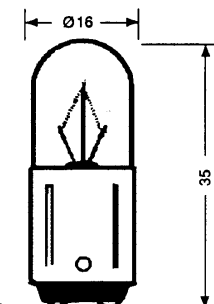


Fig 18

## Important Notice

Lampion & Company are one of the only suppliers in the UK who produce stem type filaments and gas filled bulbs for the 24 volt 18mm range which include types 149: 150: 874: and 875, all very popular and all required to last!

The stem type filament structure (glass extended support) gives much higher resistance to vibration. Very importantly, the bulbs are gas filled as opposed to vacuum exhausted giving longer life. Combine these two improved manufacturing features together and you have a lamp that will give longer life and better service.

Our 12 volt bulbs also have stem type filaments and are gas filled from 10 watts and over.

Cheapest isn't always the best value!

• Heavy Duty

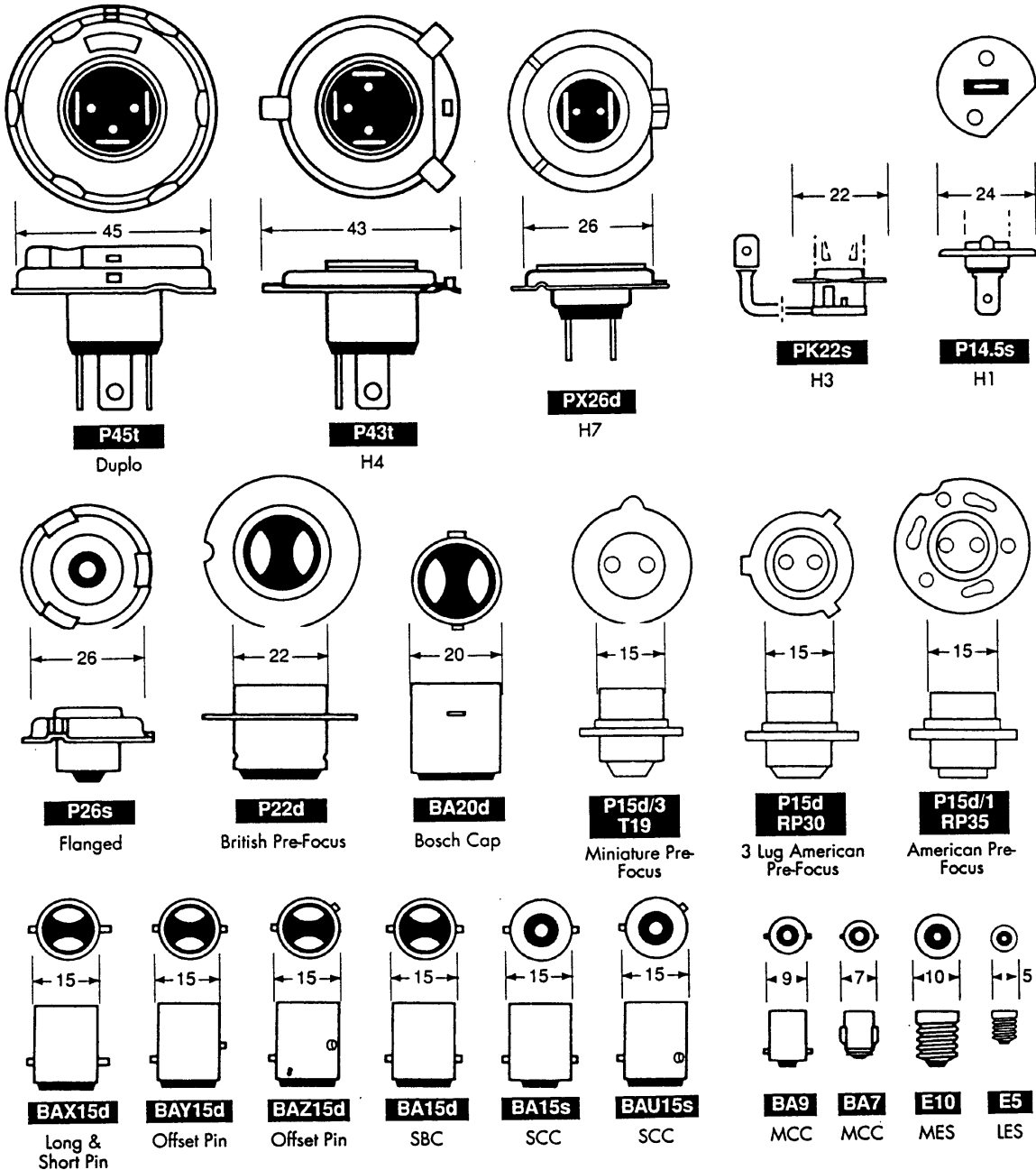
# End Caps & Abbreviations



Throughout this catalogue reference is made to the dimension of each lamp either by size or abbreviation

Where an actual size is shown, eg. 8mm, this refers to the overall width of the glass envelope.

Where the dimension is shown as an abbreviation refer to the illustrations below



## Other abbreviations are:

APF - American Pre-Focus	LES - Lilliputian Eddison Screw	OSP - Offset Pin
BC - Bayonet Cap	L & S - Long & Short Pin	PCB - Printed Circuit Board
BPF - British Pre-Focus	LP - Level Pin	SBC - Standard Bayonet Cap
Capless - Wedge Base	MCC - Miniature Centre Contact	SC - Single Contact
DC - Double Contact	MES - Miniature Eddison Screw	SCC - Single Centre Contact
ES - Eddison Screw	MPF - Miniature Pre-Focus	