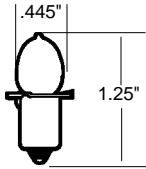


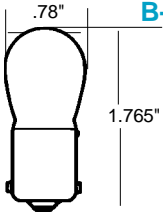
Miniature Incandescent Lamps

B-3½ Bulb Single Contact Miniature Flange Base



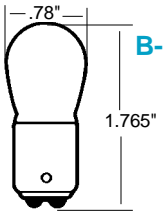
Mfr.'s Type	Design Volts	Design Amps	MSCD	Each
PR4	2.33	0.27	0.4	.82
PR2	2.38	0.5	0.8	.71
PR6	2.47	0.3	0.45	.82
PR3	3.57	0.5	1.5	.82
PR13	4.75	0.5	2	.94
PR12	5.95	0.5	3	.87
PR18	7.2	0.55	4.2	.97

B-6 Bulb Single Contact Bayonet Base



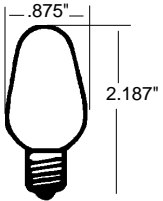
Mfr.'s Type	Design Volts	Design Amps	MSCD	Each
5006	6	0.83	4	.85
5001/Mini	6	1.66	10	.85
5007	12	0.41	4	.78
5008	12	0.83	10	.71
1003	12.8	0.94	15	1.04
105	12.8	1	12	1.45
5627	24	0.2	4	.85
5637	24	0.42	10	.98

B-6 Bulb Double Contact Bayonet Base



Mfr.'s Type	Design Volts	Design Amps	MSCD	Each
1004	12.8	0.94	15	1.04
5626	24	0.2	4	.98

C-7 Bulb Candelabra Screw Base

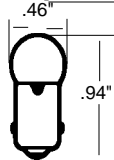


Mfr.'s Type	Design Volts	Design Amps	MSCD	Each
7C7	115-125	0.06	3.8	.99
10C7	115-125	0.087	3.2	1.62

C-7 Double Contact Bayonet Base

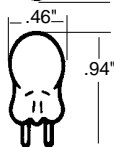
Mfr.'s Type	Design Volts	Design Amps	MSCD	Each
10C7DC	115-125	0.087	3.2	2.02

G-3 ½ Bulb Miniature Bayonet Base



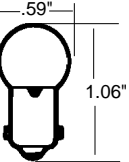
Mfr.'s Type	Design Volts	Design Amps	MSCD	Each
53	14.4	0.12	1	.90
1445	14.4	0.13	0.7	.87

G-3 ½ Bulb Miniature Bi-Pin Base



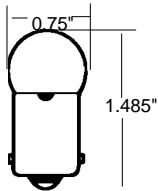
Mfr.'s Type	Design Volts	Design Amps	MSCD	Each
12	6.3	0.15	.35	1.04

G-4 ½ Bulb Miniature Bayonet Base



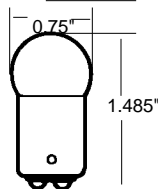
Mfr.'s Type	Design Volts	Design Amps	MSCD	Each
55	7	0.41	2	.95
57	14	0.24	2	.58
1895	14	0.27	2	.53
293	14	0.33	2	.78
456	28	0.17	2	2.26

G-6 Bulb Single Contact Bayonet Base




Mfr.'s Type	Design Volts	Design Amps	MSCD	Each
63	7	0.63	3	.78
89	13	0.58	6	.78
67	13.5	0.59	4	.78
1156	13.5	0.59	4	1.04
97	13.5	0.69	4	.82
631	14	0.63	6	1.67

G-6 Bulb Double Contact Bayonet Base



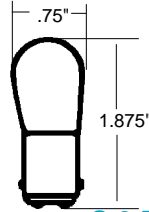
Mfr.'s Type	Design Volts	Design Amps	MSCD	Each
90	13	0.58	6	1.24
68	13.5	0.59	4	1.62

S-6 Bulb Candelabra Screw Base



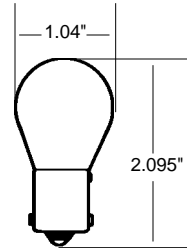
Mfr.'s Type	Design Volts	Design Amps	MSCD	Each
3S6/5/120V	120	.025	1	2.74
6S6/120V	120	.05	3.4	1.14
10S6/120V	120	.083	5.9	1.53
6S6/130V	130	.046	3.4	1.56
6S6/145V	145	.041	3.1	2.77
6S6/155V	155	.0387	3.1	2.77
10S6/10/230V	230	.044	6.7	3.15
10S6/10/250V	250	.04	6.7	3.15

S-6 Bulb Double Contact Bayonet Base



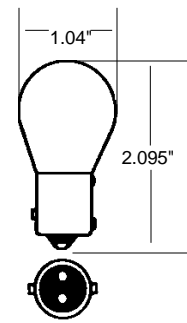
Mfr.'s Type	Design Volts	Design Amps	MSCD	Each
6S6DC/120V	120	.05	3.4	1.56
6S6/145V	145	.041	3.1	3.69

S-8 Bulb Single Contact Bayonet Base



Mfr.'s Type	Design Volts	Design Amps	MSCD	Each
1129	6.4	2.63	21	1.26
1295A	12.5	3	37	4.01
93	12.8	1.04	15	1.19
1141	12.8	1.44	21	1.02
1073	12.8	1.8	32	1.16
1156	12.8	2.1	32	1.04
1156A	12.8	2.1	24	1.11
1156NI	12.8	2.1	32	1.05
2396	12.8	2.23	40	0.87

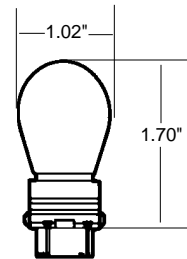
S-8 Bulb Double Contact Bayonet Base Index



Mfr.'s Type	Design Volts	Design Amps	MSCD	Each
1154*	6.3	2.63	21	1.51
	7	0.75	3	
1016*	12.8	1.34	21	3.08
	14	0.59	6	
1034*	12.8	1.8	32	1.04
	14	0.59	3	
1157*	12.8	2.1	32	.68
	14	0.59	3	
1157A*	12.8	2.1	24	2.02
	14	0.59	2.2	
1157NI*	12.8	2.1	32	.83
	14	0.59	3	
2057*	12.8	2.1	32	.95
	14	0.48	2	
2057A*	12.8	2.1	24	2.43
	14	0.48	1.5	
2357*	12.8	2.23	40	.90
	14	0.59	3	
2357A*	12.8	2.23	30	2.52
	14	0.59	2.2	
2397*	12.8	2.23	40	.87
	14	0.48	2	

* Dual Filament

S-8 Bulb Wedge Base



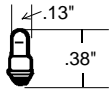
Mfr.'s Type	Design Volts	Design Amps	MSCD	Each
3156	12.8	2.1	32	2.31
3157*	12.8	2.1	32	1.34
	14	0.59	3	
3157K*	12.8	2.1	32	1.89
	14	0.59	3	
3157A*	12.8	2.1	24	3.01
	14	0.59	2.2	
3157A/K*	12.8	2.1	24	2.84
	14	0.59	2.2	
3057*	12.8	2.1	32	1.34
	14	0.48	2	
3057A*	12.8	2.1	24	3.01
	14	0.48	1.5	
3057A/K*	12.8	2.1	24	3.01
	14	0.59	1.5	
3457*	12.8	2.1	24	3.01
	14	0.59	1.5	
3457A*	12.8	2.23	30	3.89
	14	0.59	2.2	

* Dual Filament

NOTE: MSCD = Mean Spherical Candela

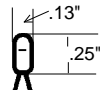
Miniature Incandescent Lamps

T-1 Bulb Sub-Midget Flanged Base



Mfr.'s Type	Design Volts	Design Amps	MSCD	Each
6839	28	0.025	0.15	2.33

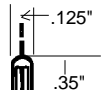
T-1 Bulb Wire Terminals



Mfr.'s Type	Design Volts	Design Amps	MSCD	Each
6832AS25*	5	0.06	0.05	1.51

*Aged & selected for ±25% MSCD tolerance

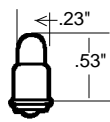
T-1 Bulb Axial Wire Terminals



Mfr.'s Type	Design Volts	Design Amps	MSCD	Each
7154AS15*	5	0.115	0.15	1.67

*Aged & selected for ±15% MSCD tolerance

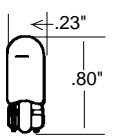
T-1 3/4 Bulb S.C. Midget Flange Base



Mfr.'s Type	Design Volts	Design Amps	MSCD	Each
328	6	0.2	0.34	.70
381	6.3	0.2	0.4	1.04
394	12	0.04	0.12	1.11
330	14	0.08	0.5	2.04
382	14	0.08	0.3	.88
327	28	0.04	0.34	.56
385	28	0.04	0.15	1.04
387	28	0.04	0.3	.56
376	28	0.04	0.34	.97
376AS15*	28	0.04	0.34	1.36

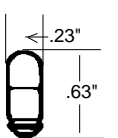
*Aged & selected for ±15% MSCD tolerance

T-1 3/4 Bulb Wedge Base



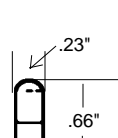
Mfr.'s Type	Design Volts	Design Amps	MSCD	Each
56	5	0.115	0.15	.85
79	6	0.2	0.6	.82
86	6.3	0.2	0.4	.49
73	14	0.08	0.3	.71
37	14	0.09	0.5	.75
74	14	0.1	0.7	.65
70	14	0.15	1.5	1.17
85	28	0.04	0.3	.37
17	28	0.065	0.65	.71

T-1 3/4 Bulb Midget Grooved Base



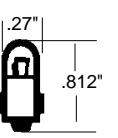
Mfr.'s Type	Design Volts	Design Amps	MSCD	Each
337	6	0.2	0.6	1.17
386	14	0.08	0.3	1.33
334	28	0.04	0.34	1.29
388	28	0.04	0.3	1.26

T-1 3/4 Bulb Bi-Pin Base



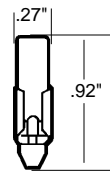
Mfr.'s Type	Design Volts	Design Amps	MSCD	Each
7371	12	0.04	0.1	1.43
7382	14	0.08	0.3	3.24
7327	28	0.04	0.34	1.38
7387	28	0.04	0.3	1.00

T-2 Bulb BA7s Base



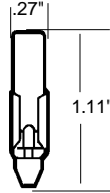
Mfr.'s Type	Design Volts	Design Amps	MSCD	Each
3798	6	0.1	0.2	.73
3799	6	0.2	0.6	.73
3898	12	0.17	0.6	.62
3899	24	0.125	0.6	.78

T-2 Bulb Slide Base #6



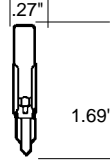
Mfr.'s Type	Design Volts	Design Amps	EFC	Each
51A	10	0.035	275	1.28
16ESB	16	0.04	800	1.45
24CSB	24	0.017	100	1.67
24ESB	24	0.04	850	1.45
28ESB	28	0.04	1500	1.33
48ESB	48	0.04	3000	1.28

T-2 Bulb Slide Base #5



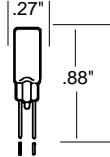
Mfr.'s Type	Design Volts	Design Amps	EFC	Each
6PSB	6	0.14	550	1.41
12PSB	12	0.17	2000	.73
24PSB	24	0.073	3000	.73
28PSB	28	0.04	1600	.73
48PSB	48	0.05	1800	1.14
60PSB	60	0.05	1800	1.45
120PSB	120	0.025	1000	1.02

T-2 Bulb Slide Base #3



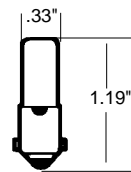
Mfr.'s Type	Design Volts	Design Amps	EFC	Each
24E	24	0.035	600	.82
24X	24	0.035	600	.87
48C	48	0.035	400	1.41
55C	55	0.05	1400	1.53

T-2 Bulb Wire Terminals



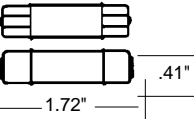
Mfr.'s Type	Design Volts	Design Amps	EFC	Each
12PS	12	0.17	2000	1.19
120PS	120	0.025	1000	1.28

T-2 1/2 Bulb Miniature Bayonet Base



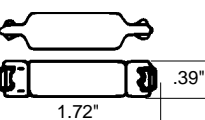
Mfr.'s Type	Design Volts	Design Amps	MSCD	Each
12MB	12	0.17	0.35	1.60
24MB	24	0.07	0.5	1.51
28MB	28	0.05	0.29	1.60
48MB	48	0.05	0.70	1.60
60MB	60	0.05	0.73	1.63
90MB	90	0.03	0.37	1.72
120MB	120	0.025	0.36	1.58

T-3 Bulb With End Caps



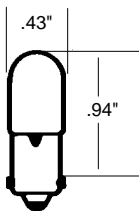
Mfr.'s Type	Design Volts	Design Amps	MSCD	Each
211-2	12.8	0.97	12	1.16
214-2	13.5	0.52	4	1.73
212-2	13.5	0.74	6	1.46

T-3 Bulb With Rigid Loops



Mfr.'s Type	Design Volts	Design Amps	MSCD	Each
561	12.8	0.97	12	1.16
563	13.5	0.52	4	1.39
562	13.5	0.74	6	1.45
564	14	0.44	2	1.24

T-3 3/4 Bulb Miniature Bayonet Base

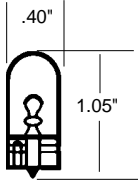


Mfr.'s Type	Design Volts	Design Amps	MSCD	Each
1850	5	0.09	0.25	3.03
47	6.3	0.15	0.5	.48
755	6.3	0.15	0.33	.49
1847	6.3	0.15	0.38	.65
44	6.3	0.25	0.9	.48
1816	13	0.33	3	.82
756	14	0.08	0.31	1.19
1815	14	0.2	1.4	1.11
1891	14	0.24	2	.68
1889	14	0.27	2	.82
1893	14	0.33	2	.68
1892	14.4	0.12	0.75	.95
1819	28	0.04	0.33	.85
1829	28	0.07	1	.66
757	28	0.08	0.62	.75
1820	28	0.1	1.6	.85
313	28	0.17	3.5	1.51
1864	28	0.17	3	.95
1822	36	0.1	2.1	.95
1835	55	0.05	1.1	1.53

NOTE:
MSCD=Mean Spherical Candela;
EFC = End Foot Candles

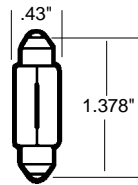
Miniature Incandescent & Halogen Lamps

Incandescent Lamps T-3¼ Bulb Wedge Base

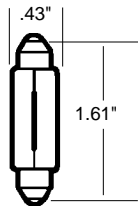


Mfr.'s Type	Design Volts	Design Amps	MSCD	Each
259	6.3	0.25	0.65	.53
2820	12	1.16	1	.61
2821	12	0.25	1.76	.62
2825	12	0.4	4	.62
192	13	0.33	3	1.55
658	14	0.08	0.31	.85
161	14	0.19	1	.78
158	14	0.24	2	.83
194	14	0.27	2	.53
193	14	0.33	2	.95
168	14	0.35	3	.71
2841	24	0.125	1.76	.74
656	28	0.06	0.62	.71
657	28	0.0	0.62	.71
464	28	0.17	3	.95

T-3¼ Bulb SV8.5-8 Base

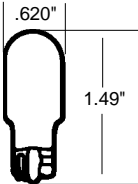


Mfr.'s Type	Design Volts	Design Amps	MSCD	Each
6418	12	0.4	4.93	.85
6461	12	0.83	8.35	.73
6423	24	0.2	3.6	.78



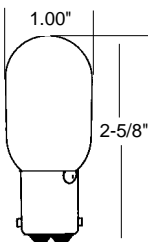
Mfr.'s Type	Design Volts	Design Amps	MSCD	Each
6421	24	0.125	1.4	.83
6424	24	0.2	4.93	.78
6429	24	0.42	8.4	.78

T-5 Bulb Wedge Base



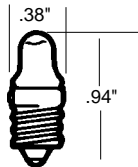
Mfr.'s Type	Design Volts	Design Amps	MSCD	Each
917	12.8	1.2	10	1.19
918	12.8	0.54	6.5	1.33
922	12.8	0.98	15	1.09
912	12.8	1	12	1.16
916	13.5	0.54	2	1.16

T-8 Bulb Double Contact Bayonet Base



Mfr.'s Type	Design Volts	Design Amps	MSCD	Each
25T8DC/120	120	0.19	2	2.69

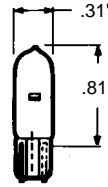
TL-3 Bulb Miniature Screw Base



Mfr.'s Type	Design Volts	Design Amps	MSCD	Each
222	2.25	0.22	---	.95

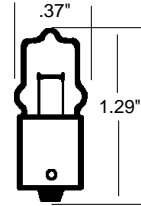
Halogen Lamps

T-2½ Bulb Wedge Base



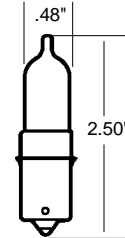
Mfr.'s Type	Design Volts	Design Amps	MSCD	Each
1997	6	10	17	6.97
1995	6	12	20	6.97
1996	6	7	14	6.97
2040	12.8	8	10.5	7.34

T-2½ Bulb Miniature Bayonet Base



Mfr.'s Type	Design Volts	Design Amps	MSCD	Each
64111	12	5	6.4	5.90
64113	12	10	16	5.90
64115	12	20	35.8	5.90

T-4 Bulb S. C. Bayonet Base



Mfr.'s Type	Design Volts	Design Amps	MSCD	Each
796	12.8	35	60	11.87
795	12.8	50	108	8.76
64170	12.8	50	108	5.52

Caution: Halogen lamps operate under pressure and may shatter - use appropriate screening techniques to protect people and surroundings. Do not operate in close proximity to persons, combustible materials, or substances affected by heat or drying. Do not operate over 110% rated voltage because such operation increases pressure, tendency to shatter and ultraviolet output may cause skin and eye irritation with prolonged exposure. Protect bulb from abrasions and scratches. Do not insert lamp when power is on. Follow operating instructions.

Housings & Lens Assemblies


T-2 Indicator Single Socket Assemblies

Choose your cap or lens...


Add a T-2 Indicator lamp...

- 16ESB
- 24CSB
- 24ESB
- 28ESB
- 48ESB

Round Lens Square Lens



And insert into socket.



Dimensions
 Round Lens: 0.70" x 0.48" high
 Square Lens: 0.70" x 0.48" high
 Sockets: 1.14" M.O.L.
 Mounting Hole: 0.50" diameter
 Material: Zytol #101

#30151 Square Flanged Socket

#30153 Round Flanged Socket

Tinnerman Clip

Single Socket Assemblies are supplied with 0.63" x 0.91" Tinnerman Clips that hold the assemblies to the panel.

Sockets

Mfr.'s Type	Description	Each
30151	Square Flange Socket For T-2 Indicator Lamp	.77
30153	Round Flange Socket For T-2 Indicator Lamp	.71

Housings & Lens Assemblies Cont. on next page.

T-2 Pilot Single Socket Assemblies

Choose your cap or lens...

Round Lens Square lens

Add a T-2 Pilot lamp...
6PSB
12PSB
24PSB
48PSB
60PSB
120PSB

And insert into socket.



Dimensions:
Round Lens: 0.70" x 0.48" high
Square Lens: 0.70" x 0.48" high
Sockets: 1.31" M.O.L.
Mounting Hole: 0.50" diameter

Tinnerman Clip:
Single Socket Assemblies are supplied with 0.63" x 0.91" Tinnerman Clips that hold the assemblies firmly to the panel

Socket


Mfr.'s Type	Description	Each
30152	Round Flange Socket For T-2 Pilot Lamp	1.46

Lenses For 30151, 30152 & 30153 Socket Assemblies

Round Type	Square Type	Lens Color	Each
...	30170/SQ/LR	Red	.69
...	30172/SQ/LA	Amber	.69
...	30173/SQ/LW	White	.69
...	30174/SQ/LG	Green	.69

Universal Lamp Housings - For T-2 Slide Base Pilot Lamps

Flat Top Translucent Jeweled Dome Transparent Dome Fluted



Add a T-2 Pilot lamp

Neoprene Washers

Dimensions

Lenses: Diameter 0.63"; Height: 0.38"
Socket: Front of panel to end of terminals: 0.91"
Mounting Hole: .719" diameter



File No. E31557(M)

File No. LR20904

Mfr.'s Type 30099 Socket \$2.25

Universal Lamp Housings - For T-2½ & T-3¼ Miniature Bayonet Base Lamps

Flat Top Translucent Jeweled Dome Transparent Dome Fluted



T-2½ Lamp

T-3¼ Lamp

Neoprene Washers

Dimensions

Lenses: Diameter 0.63"; Height: 0.38"
Socket: Front of panel to end of terminals: 1.68"
Mounting Hole: .719" diameter



File No. E31557(M)

File No. LR20904

Mfr.'s Type 31099 Socket \$3.76

Lenses For Universal Lamp Housings

For T-2 Slide Base Lamps and T-2½ and T-3¼ Bayonet Base Lamps

Color	Flat Top Translucent	Each	Jeweled	Each	Domed Transparent	Each	Domed Translucent	Each	Domed Fluted	Each
Red	30200	1.09	30100	1.22	30110	.54	30130	.56	30120	.54
Green	30212	1.09	30102	1.22	30112	.53	30132	.56	30122	.56
Blue	-	-	-	1.22	30113	.71	-	-	30124	.56
Amber	-	-	30106	1.22	30111	.71	-	-	30126	.56
Yellow	30214	1.09	-	-	30114	.71	30131	.56	-	-
Clear	-	-	-	-	30116	.71	-	-	30125	.56
White	-	-	-	-	-	-	30133	.56	-	-

Cartridge Lamps, Lenses and Sockets

T-2 Indicator Cartridge Lamps, Sockets and Lenses

Lenses for Indicator & Pilot Sockets

Color	Translucent	Each	Translucent	Each
Amber	30140	1.38	-	-
Clear	30141	1.38	-	-
Red	30142	1.38	30147	1.67
Blue	30143	1.38	-	-
Green	30144	1.38	30149	1.67
Yellow	-	-	30145	1.38
White	-	-	30146	1.38

Indicator Sockets



Dimensions
Lenses: Diameter: .400"; Height: .425"
Socket: Front of panel to end of terminals: 1.0"
Mounting Hole: .372" diameter

Pilot Lamps

Lamp No.	Volts	Design Amps	Watts	Each
6PC	6.0	.140	.8	2.31
12PC	12.0	.170	2.0	2.35
24PC	24.0	.073	0.17	2.35
28PC	28.0	.040	1.1	2.14
60PC	60.0	.050	3.0	1.80
120PC	120.0	.025	3.0	2.06

Pilot Sockets



Dimensions
Lenses: Diameter: .400"; Height: .425"
Socket: Front of panel to end of terminals: 1.20"
Mounting Hole: .372" diameter

Indicator Lamps

Lamp No.	Volts	Design Amps	Watts	Each
918IC	12.0	.040	.48	2.02
926IC	16.0	.040	.64	1.98
933IC	24.0	.017	.42	1.98
934IC	24.0	.040	.96	1.98
938IC	28.0	.040	1.12	1.98

Mfr.'s Type	Alternate No.	Base	Each
SM1A	30098	Solder Lugs	3.97

Mfr.'s Type	Alternate No.	Base	Each
SM2A	30096	Solder Lugs	5.95