


▶ PRO-LITE

LAMPS BUYERS GUIDE



▶ PRO-LITE

TOTAL LAMP SOLUTIONS

With more than 40 years of industry experience, Pro-Lite are able to offer the right quality at the right price. Over a million lamps are held in our UK and China warehouses. We can ship from single lamps to pallets or containers. We are geared to ensure the best possible service and flexibility to you the customer. We are constantly reviewing our products on an ongoing basis and monitor our range and stock profile to respond to market and customer requirements.

Stocking and production partnerships are frequently undertaken to ensure timely deliveries.

We are constantly reviewing our products on an ongoing basis and monitor our range and stock profile to respond to market and customer requirements.

Pro-Lite products come in point of sale packaging complete with barcoding and batch-coding. Working closely with customers own label / brand options, we can provide packaging creation with our in-house design studio, based on the customers initial needs.

All our products are covered by a no quibble guarantee, subject to terms and conditions.

? ANY QUESTIONS?

Our sales staff are able to offer technical and sales information for all our products. Datasheets and test certification are available where appropriate.

www.prolite-lamps.co.uk

Check our website for details of our full range of products. We are constantly updating this with new products with detailed information.

Contact our Sales team today on:
+44 (0) 1780 758590

Or e-mail us at:
sales@prolite-lamps.co.uk

The screenshot shows the Pro-Lite website interface. At the top, the Pro-Lite logo and 'TOTAL LAMP SOLUTIONS' are displayed. Contact details include: T. +44 (0) 1780 758590, F. +44 (0) 1780 765769, and an email address. Below this, there are images of various colored lamps (white, yellow, green, orange, red, blue). A sidebar on the left features a 'PRO-LITE' logo and three buttons labeled 'HOME', 'ABOUT', and 'CONTACT'. The main content area has a heading 'No corner of the Hong Kong International Lighting Fair' and a paragraph of text describing the company's experience and services. At the bottom, there is a small copyright notice.

COMPACT FLUORESCENT LAMPS




SENSOR
BLACK LIGHT
BLUE
GU10
CANDLE
DISC LIGHT
4 PIN

4



HALOGEN LAMPS



XENON LONG LIFE
AR11
GU10
MR8 / MR11 / MR16
LINEAR

28



LED LAMPS



COLOUR CHANGING CLUSTER
SINGLE SOURCE
REMOTE CONTROL
GOLF BALL
ADHESIVE STRIP

48



INCANDESCENT LAMPS



FLAME TIP
FLICKER CANDLE

54



DESIGNED LIGHTING PRODUCTS

REMOTE LIGHTING SYSTEMS
GARDEN LIGHTING
COLOURED LIGHTING SYSTEMS
TORCHES
METAL HALIDE
TRANSFORMERS
IRK HEATER LAMPS

56



8,000h

OUTER BOX QTY



50

INNER BOX QTY



10

OUTER BOX WEIGHT



SEE TABLE

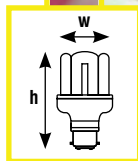
OUTER BOX DIMENSIONS (cm)



SEE TABLE



PRO-MICRO COMPACT FLUORESCENT



DESCRIPTION

The Pro-Micro is designed specifically for use where high output is required in constricted luminaires. A lamp with the minimum lamp volume to the best output return.

FEATURES

- Similar length to standard GLS Lamp
- High output length per watt
- Fits traditional bulkheads and porch lights
- Warm white colour 2700K

APPLICATIONS

- Where lamp length is critical
- Domestic & Commercial
- Table lamps & Pendants



TECHNICAL SPECIFICATION

| PRODUCT CODE | POWER (W) | EQUIVALENT W GLS | VOLTAGE (V) | CAP TYPE | LUMENS | OUTER BOX WEIGHT (kg) | OUTER BOX DIMENSIONS (cm) | LAMP HEIGHT (mm) | LAMP WIDTH (mm) |
|-----------------|-----------|------------------|-------------|----------|--------|-----------------------|---------------------------|------------------|-----------------|
| PROMICRO/9W/BC | 9 | 45 | 240 | BC | 420 | 5.5 | 53.5 x 27 x 15 | 87 | 47 |
| PROMICRO/9W/ES | 9 | 45 | 240 | ES | 420 | 5.5 | 53.5 x 27 x 15 | 87 | 47 |
| PROMICRO/11W/BC | 11 | 60 | 240 | BC | 550 | 5.5 | 53.5 x 27 x 15 | 95 | 47 |
| PROMICRO/11W/ES | 11 | 60 | 240 | ES | 550 | 5.5 | 53.5 x 27 x 15 | 95 | 47 |
| PROMICRO/15W/BC | 15 | 75 | 240 | BC | 820 | 8 | 53.5 x 26.5 x 18.5 | 109 | 47 |
| PROMICRO/15W/ES | 15 | 75 | 240 | ES | 820 | 8 | 53.5 x 26.5 x 18.5 | 109 | 47 |
| PROMICRO/20W/BC | 20 | 100 | 240 | BC | 1180 | 8 | 53.5 x 26.5 x 18.5 | 127 | 47 |
| PROMICRO/20W/ES | 20 | 100 | 240 | ES | 1180 | 8 | 53.5 x 26.5 x 18.5 | 127 | 47 |

GU10 COMPACT FLUORESCENT

10,000h

OUTER BOX QTY
50

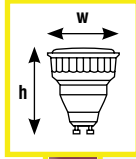
INNER BOX QTY
10

OUTER BOX WEIGHT

SEE TABLE

OUTER BOX DIMENSIONS (cm)

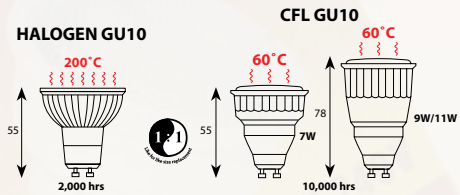
SEE TABLE



DESCRIPTION

A low energy self ballasted retro fit GU10 lamp designed to be a like for like replacement for standard halogen GU10 lamps. A choice of 7W, 9W or 11W. It is suitable for applications where lamp length is critical for both domestic and commercial use. These are the best solution for instant energy saving in retro fit applications.

Reduced heat compared to incandescent alternatives



TECHNICAL SPECIFICATION

| PRODUCT CODE | POWER (W) | EQUIVALENT W HALOGEN GU10 | VOLTAGE (V) | COLOUR TEMPERATURE (K) | OUTER BOX WEIGHT (kg) | OUTER BOX DIMENSIONS (cm) | LAMP HEIGHT (mm) | LAMP WIDTH (mm) |
|-----------------|-----------|---------------------------|-------------|------------------------|-----------------------|---------------------------|------------------|-----------------|
| GU10/7W/FLU | 7 | 20 | 240 | 2700 | 7 | 58 x 27.5 x 20.8 | 55 | 50 |
| GU10/7W/FLU/40 | 7 | 20 | 240 | 4000 | 7 | 58 x 27.5 x 20.8 | 55 | 50 |
| GU10/7W/FLU/64 | 7 | 20 | 240 | 6400 | 7 | 58 x 27.5 x 20.8 | 55 | 50 |
| GU10/9W/FLU | 9 | 35 | 240 | 2700 | 8 | 58 x 27.5 x 24.5 | 78 | 50 |
| GU10/9W/FLU/40 | 9 | 35 | 240 | 4000 | 8 | 58 x 27.5 x 24.5 | 78 | 50 |
| GU10/11W/FLU | 11 | 50 | 240 | 2700 | 8 | 58 x 27.5 x 24.5 | 78 | 50 |
| GU10/11W/FLU/40 | 11 | 50 | 240 | 2700 | 8 | 58 x 27.5 x 24.5 | 78 | 50 |
| GU10/11W/FLU/64 | 11 | 50 | 240 | 2700 | 8 | 58 x 27.5 x 24.5 | 78 | 50 |

8,000h

OUTER BOX QTY



50

INNER BOX QTY



10

OUTER BOX WEIGHT



SEE TABLE

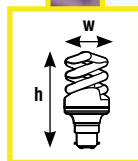
OUTER BOX DIMENSIONS (cm)



SEE TABLE



HELIX COMPACT FLUORESCENT



DESCRIPTION

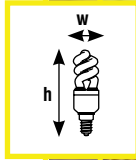
A highly efficient lamp, designed to give an even output of 360° of the lamp surface, the innovative helical design is the ultimate in even shadow free lamp distribution. Ideal where high light output is required. Even output of light ensures an attractive appearance in applications utilising shades.

TECHNICAL SPECIFICATION

| PRODUCT CODE | POWER (W) | EQUIVALENT W GLS | VOLTAGE (V) | CAP TYPE | LUMENS | OUTER BOX WEIGHT (kg) | OUTER BOX DIMENSIONS (cm) | LAMP HEIGHT (mm) | LAMP WIDTH (mm) |
|--------------|-----------|------------------|-------------|----------|--------|-----------------------|---------------------------|------------------|-----------------|
| HELIX/11W/BC | 11 | 60 | 240 | BC | 575 | 5.5 | 56.5 x 28.5 x 18.5 | 101 | 49 |
| HELIX/11W/ES | 11 | 60 | 240 | ES | 575 | 5.5 | 56.5 x 28.5 x 18.5 | 101 | 49 |
| HELIX/15W/BC | 15 | 75 | 240 | BC | 795 | 5.5 | 56.5 x 28.5 x 18.5 | 108 | 49 |
| HELIX/15W/ES | 15 | 75 | 240 | ES | 795 | 5.5 | 56.5 x 28.5 x 18.5 | 108 | 49 |
| HELIX/18W/BC | 18 | 100 | 240 | BC | 875 | 5.5 | 56.5 x 28.5 x 18.5 | 121 | 49 |
| HELIX/18W/ES | 18 | 100 | 240 | ES | 875 | 5.5 | 56.5 x 28.5 x 18.5 | 121 | 49 |
| HELIX/25W/BC | 25 | 125 | 240 | BC | 1510 | 8.5 | 67.5 x 33.5 x 21.5 | 151 | 60 |
| HELIX/25W/ES | 25 | 125 | 240 | ES | 1510 | 8.5 | 67.5 x 33.5 x 21.5 | 151 | 60 |
| HELIX/30W/BC | 30 | 150 | 240 | BC | 1535 | 8.5 | 67.5 x 33.5 x 21.5 | 158 | 60 |
| HELIX/30W/ES | 30 | 150 | 240 | ES | 1535 | 8.5 | 67.5 x 33.5 x 21.5 | 158 | 60 |

HELIX MICRO COMPACT FLUORESCENT

8,000h



OUTER BOX QTY 50

INNER BOX QTY 10

OUTER BOX WEIGHT 5 Kg

OUTER BOX DIMENSIONS (cm) 29 x 48.5 x 25

Energy Class A

▶ PRO-LITE

COMPACT FLUORESCENT LAMPS

DESCRIPTION

A compact version of the helix lamp ideal for use in small enclosures. Available in a wide range of bases suitable for all applications. 2700K warm white colour temperature. Ultra compact designs ensure lamps can fit into almost all applications where retrofit to incandescent lighting is required.

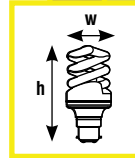
TECHNICAL SPECIFICATION

| PRODUCT CODE | POWER (W) | EQUIVALENT W GLS | VOLTAGE (V) | CAP TYPE | LUMENS | LAMP HEIGHT (mm) | LAMP WIDTH (mm) |
|--------------|-----------|------------------|-------------|----------|--------|------------------|-----------------|
| HELIX/5W/BC | 5 | 25 | 240 | BC | 300 | 94 | 30 |
| HELIX/5W/ES | 5 | 25 | 240 | ES | 300 | 94 | 30 |
| HELIX/5W/SBC | 5 | 25 | 240 | SBC | 300 | 94 | 30 |
| HELIX/5W/SES | 5 | 25 | 240 | SES | 300 | 94 | 30 |
| HELIX/7W/BC | 7 | 35 | 240 | BC | 385 | 106 | 30 |
| HELIX/7W/ES | 7 | 35 | 240 | ES | 385 | 106 | 30 |
| HELIX/7W/SBC | 7 | 35 | 240 | SBC | 385 | 106 | 30 |
| HELIX/7W/SES | 7 | 35 | 240 | SES | 385 | 106 | 30 |
| HELIX/9W/BC | 9 | 45 | 240 | BC | 455 | 108 | 30 |
| HELIX/9W/ES | 9 | 45 | 240 | ES | 455 | 108 | 30 |
| HELIX/9W/SBC | 9 | 45 | 240 | SBC | 455 | 108 | 30 |
| HELIX/9W/SES | 9 | 45 | 240 | SES | 455 | 108 | 30 |

8,000h



HELIX DAYLITE COMPACT FLUORESCENT



DESCRIPTION

Helix Daylite lamps are ideal for bathrooms, kitchens and areas where detailed activities such as sewing, reading, repair or manufacture are undertaken. Good daylight output makes this lamp a perfect display enhancing lamp. This type of lamp is frequently used to enhance a working environment or area. Good colour retention ensures colours are seen in the best 'light'.



TECHNICAL SPECIFICATION

| PRODUCT CODE | POWER (W) | EQUIVALENT W GLS | VOLTAGE (V) | CAP TYPE | LUMENS | OUTER BOX WEIGHT (Kg) | OUTER BOX DIMENSIONS (cm) | LAMP HEIGHT (mm) | LAMP WIDTH (mm) |
|------------------|-----------|------------------|-------------|----------|--------|-----------------------|---------------------------|------------------|-----------------|
| HELIX/11W/BC/64 | 11 | 60 | 240 | BC | 575 | 5.5 | 56.5 x 28.5 x 18.5 | 101 | 49 |
| HELIX/11W/ES/64 | 11 | 60 | 240 | ES | 575 | 5.5 | 56.5 x 28.5 x 18.5 | 101 | 49 |
| HELIX/15W/BC/64 | 15 | 75 | 240 | BC | 795 | 5.5 | 56.5 x 28.5 x 18.5 | 108 | 49 |
| HELIX/15W/ES/64 | 15 | 75 | 240 | ES | 795 | 5.5 | 56.5 x 28.5 x 18.5 | 108 | 49 |
| HELIX/18W/BC/64 | 18 | 100 | 240 | BC | 875 | 5.5 | 56.5 x 28.5 x 18.5 | 121 | 49 |
| HELIX/18W/ES/64 | 18 | 100 | 240 | ES | 875 | 5.5 | 56.5 x 28.5 x 18.5 | 121 | 49 |
| HELIX/25W/BC/640 | 25 | 125 | 240 | BC | 1510 | 8.5 | 67.5 x 33.5 x 21.5 | 151 | 60 |
| HELIX/25W/ES/640 | 25 | 125 | 240 | ES | 1510 | 8.5 | 67.5 x 33.5 x 21.5 | 151 | 60 |
| HELIX/25W/ES/110 | 25 | 125 | 110 | ES | 1510 | 8.5 | 67.5 x 33.5 x 21.5 | 151 | 60 |
| HELIX/30W/BC/640 | 30 | 150 | 240 | BC | 1535 | 8.5 | 67.5 x 33.5 x 21.5 | 158 | 60 |
| HELIX/30W/ES/640 | 30 | 150 | 240 | ES | 1535 | 8.5 | 67.5 x 33.5 x 21.5 | 158 | 60 |

HELIX DAYLITE MICRO COMPACT FLUORESCENT

8,000h

OUTER BOX QTY



INNER BOX QTY



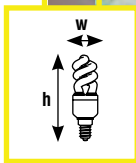
OUTER BOX WEIGHT



OUTER BOX DIMENSIONS (cm)



Energy



DESCRIPTION

A compact version of the daylite helix lamp ideal for use in small enclosures. 6400K daylight white colour temperature, makes this lamp perfect for home applications such as cooker hoods, bathroom and kitchen wall lights. The lamp also works well used in commercial display applications. Used as an indirect light source, colours and products can be viewed with full richness and contrast.



TECHNICAL SPECIFICATION

| PRODUCT CODE | POWER (W) | EQUIVALENT W GLS | VOLTAGE (V) | CAP TYPE | LUMENS | LAMP HEIGHT (mm) | LAMP WIDTH (mm) |
|------------------|-----------|------------------|-------------|----------|--------|------------------|-----------------|
| HELIX/5W/BC/6400 | 5 | 25 | 240 | BC | 300 | 94 | 30 |
| HELIX/7W/BC/64 | 7 | 35 | 240 | BC | 385 | 106 | 30 |
| HELIX/7W/SES/64 | 7 | 35 | 240 | SES | 385 | 106 | 30 |
| HELIX/9W/BC/64 | 9 | 45 | 240 | BC | 455 | 108 | 30 |
| HELIX/9W/SES/64 | 9 | 45 | 240 | SES | 455 | 108 | 30 |

8,000h

OUTER BOX QTY



50

INNER BOX QTY



10

OUTER BOX WEIGHT



SEE TABLE

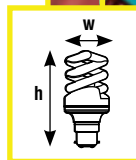
OUTER BOX DIMENSIONS (cm)



SEE TABLE



COLOUR HELIX COMPACT FLUORESCENT



DESCRIPTION

A range of lamps using coloured glass and coloured phosphor to give architectural hues and colouring for display and accent lighting. 240V coloured helix lamps are available in 18W, 25W and 30W. Great for seasonal and display applications with all the energy saving and cost savings associated with compact fluorescent lamps.

TECHNICAL SPECIFICATION

| PRODUCT CODE | POWER (W) | VOLTAGE (V) | CAP TYPE | COLOUR | OUTER BOX WEIGHT (Kg) | OUTER BOX DIMENSIONS (cm) | LAMP HEIGHT (mm) | LAMP WIDTH (mm) |
|------------------|-----------|-------------|----------|--------|-----------------------|---------------------------|------------------|-----------------|
| HELIX/18W/BC/BL | 18 | 240 | BC | BLUE | 5.5 | 56.5 x 28.5 x 18.5 | 121 | 49 |
| HELIX/18W/ES/BL | 18 | 240 | ES | BLUE | 5.5 | 56.5 x 28.5 x 18.5 | 121 | 49 |
| HELIX/18W/BC/GR | 18 | 240 | BC | GREEN | 5.5 | 56.5 x 28.5 x 18.5 | 121 | 49 |
| HELIX/18W/ES/GR | 18 | 240 | ES | GREEN | 5.5 | 56.5 x 28.5 x 18.5 | 121 | 49 |
| HELIX/18W/BC/RED | 18 | 240 | BC | RED | 5.5 | 56.5 x 28.5 x 18.5 | 121 | 49 |
| HELIX/18W/ES/RED | 18 | 240 | ES | RED | 5.5 | 56.5 x 28.5 x 18.5 | 121 | 49 |
| HELIX/25W/240/B | 25 | 240 | ES | BLUE | 8.5 | 67.5 x 33.5 x 21.5 | 151 | 60 |
| HELIX/25W/240/G | 25 | 240 | ES | GREEN | 8.5 | 67.5 x 33.5 x 21.5 | 151 | 60 |
| HELIX/25W/240/R | 25 | 240 | ES | RED | 8.5 | 67.5 x 33.5 x 21.5 | 151 | 60 |
| HELIX/30W/240/B | 30 | 240 | ES | BLUE | 8.5 | 67.5 x 33.5 x 21.5 | 158 | 60 |
| HELIX/30W/240/G | 30 | 240 | ES | GREEN | 8.5 | 67.5 x 33.5 x 21.5 | 158 | 60 |
| HELIX/30W/240/R | 30 | 240 | ES | RED | 8.5 | 67.5 x 33.5 x 21.5 | 158 | 60 |
| HELIX/30W/240/Y | 30 | 240 | ES | YELLOW | 8.5 | 67.5 x 33.5 x 21.5 | 158 | 60 |

SENSOR COMPACT FLUORESCENT

8,000h

OUTER BOX QTY



INNER BOX QTY



OUTER BOX WEIGHT


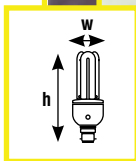


SEE TABLE

OUTER BOX DIMENSIONS (cm)

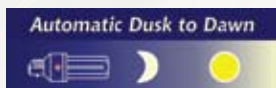


SEE TABLE



DESCRIPTION

The Pro-Lite Sensor compact fluorescent lamp converts standard fittings to a dusk to dawn fitting. Available in BC / ES cap, the sensor lamps are a direct enhancement to existing light fittings, converting them to automatic dusk to dawn. When fitting the lamp requires no manual adjustment. The intelligent sensor adjusts to day length. 2700K warm white colour temperature. A direct retrofit with no additional wiring.



TECHNICAL SPECIFICATION

| PRODUCT CODE | POWER (W) | VOLTAGE (V) | CAP TYPE | LUMENS | OUTER BOX WEIGHT (Kg) | OUTER BOX DIMENSIONS (cm) | LAMP HEIGHT (mm) | LAMP WIDTH (mm) |
|-----------------|-----------|-------------|----------|--------|-----------------------|---------------------------|------------------|-----------------|
| ELT/11W/BC/SENS | 11 | 240 | BC | 555 | 6.6 | 46.5 x 23.1 x 20 | 141 | 40 |
| ELT/11W/ES/SENS | 11 | 240 | ES | 555 | 6.6 | 46.5 x 23.1 x 20 | 141 | 40 |
| ELT/15W/BC/SENS | 15 | 240 | BC | 815 | 7.1 | 56.5 x 28.3 x 20.2 | 147 | 48 |
| ELT/15W/ES/SENS | 15 | 240 | ES | 815 | 7.1 | 56.5 x 28.3 x 20.2 | 147 | 48 |

8,000h

OUTER BOX QTY



50

INNER BOX QTY



10

OUTER BOX WEIGHT



7.1

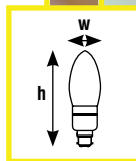
OUTER BOX DIMENSIONS (cm)



Energy



MICRO CANDLE COMPACT FLUORESCENT



DESCRIPTION

A comprehensive range of energy saving candle lamps encompassing all bases and wattages from 3–11W. Fits existing shades and fittings as similar sizes.



TECHNICAL SPECIFICATION

| PRODUCT CODE | POWER (W) | EQUIVALENT W INCANDESCENT | VOLTAGE (V) | CAP TYPE | LUMENS | LAMP HEIGHT (mm) | LAMP WIDTH (mm) |
|-------------------|-----------|---------------------------|-------------|----------|--------|------------------|-----------------|
| CEL/3W/B22/2700K | 3 | 15 | 240 | BC | 155 | 98 | 38 |
| CEL/3W/ES/2700K | 3 | 15 | 240 | ES | 155 | 98 | 38 |
| CEL/3W/SBC/2700K | 3 | 15 | 240 | SBC | 155 | 98 | 38 |
| CEL/3W/SES/2700K | 3 | 15 | 240 | SES | 155 | 98 | 38 |
| CEL/5W/BC/2700K | 5 | 25 | 240 | BC | 180 | 98 | 38 |
| CEL/5W/ES/2700K | 5 | 25 | 240 | ES | 180 | 98 | 38 |
| CEL/5W/SBC/2700K | 5 | 25 | 240 | SBC | 180 | 98 | 38 |
| CEL/5W/SES/2700K | 5 | 25 | 240 | SES | 180 | 98 | 38 |
| CEL/7W/BC/2700K | 7 | 35 | 240 | BC | 195 | 100 | 38 |
| CEL/7W/ES/2700K | 7 | 35 | 240 | ES | 195 | 100 | 38 |
| CEL/7W/SBC/2700K | 7 | 35 | 240 | SBC | 195 | 100 | 38 |
| CEL/7W/SES/2700K | 7 | 35 | 240 | SES | 195 | 100 | 38 |
| CEL/9W/BC/2700K | 9 | 45 | 240 | BC | 235 | 110 | 38 |
| CEL/9W/ES/2700K | 9 | 45 | 240 | ES | 235 | 110 | 38 |
| CEL/9W/SBC/2700K | 9 | 45 | 240 | SBC | 235 | 110 | 38 |
| CEL/9W/SES/2700K | 9 | 45 | 240 | SES | 235 | 110 | 38 |
| CEL/11W/BC/2700K | 11 | 60 | 240 | BC | 260 | 113 | 38 |
| CEL/11W/ES/2700K | 11 | 60 | 240 | ES | 260 | 113 | 38 |
| CEL/11W/SBC/2700K | 11 | 60 | 240 | SBC | 260 | 113 | 38 |
| CEL/11W/SES/2700K | 11 | 60 | 240 | SES | 260 | 113 | 38 |

CANDLE FLAME TIP COMPACT FLUORESCENT

8,000h

OUTER BOX QTY



INNER BOX QTY



OUTER BOX WEIGHT



OUTER BOX DIMENSIONS (cm)

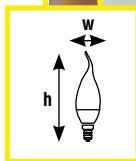


Energy



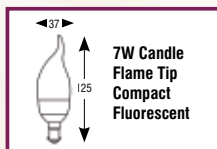
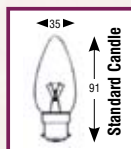
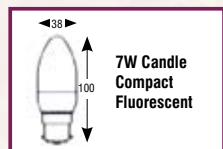
▶ PRO-LITE

COMPACT FLUORESCENT LAMPS



DESCRIPTION

Based on the popular micro candle lamp, but with a decorative flame shaped tip. 2700K warm white colour. Flame tipped lamps allow the benefits of energy saving lamps to be applied to esthetic applications where shape and design are critical to the effect desired.



TECHNICAL SPECIFICATION

| PRODUCT CODE | POWER (W) | EQUIVALENT W INCANDESCENT | VOLTAGE (V) | CAP TYPE | LUMENS | LAMP HEIGHT (mm) | LAMP WIDTH (mm) |
|------------------|-----------|---------------------------|-------------|----------|--------|------------------|-----------------|
| CELF/7W/BC/2700K | 7 | 35 | 240 | BC | 280 | 127 | 37 |
| CELF/7W/SBC/2700 | 7 | 35 | 240 | SBC | 280 | 127 | 37 |
| CELF/7W/SES/2700 | 7 | 35 | 240 | SES | 280 | 127 | 37 |
| CELF/9W/BC/2700K | 9 | 45 | 240 | BC | 380 | 137 | 37 |

15,000h

OUTER BOX QTY



INNER BOX QTY

NO INNER BOX

OUTER BOX WEIGHT

SEE TABLE

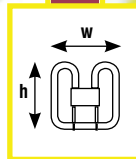
OUTER BOX DIMENSIONS (cm)

SEE TABLE

Energy



FLDD BUTTERFLY COMPACT FLUORESCENT



DESCRIPTION

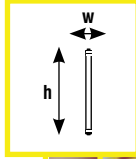
Low energy, long life double D butterfly lamp. Suitable for domestic and commercial uses, bulkheads indoor and outdoor. The FLDD has an average life of 15,000 hours and is available in 2 pin and 4 pin bases. It is compatible with all current control gear.

TECHNICAL SPECIFICATION

| PRODUCT CODE | POWER (W) | NUMBER OF PINS | CAP | COLOUR TEMPERATURE (K) | LUMENS | OUTER BOX WEIGHT (kg) | OUTER BOX DIMENSIONS (cm) | LAMP HEIGHT (mm) | LAMP WIDTH (mm) |
|----------------|-----------|----------------|-------|------------------------|--------|-----------------------|---------------------------|------------------|-----------------|
| FLDD/1627/PRO | 16 | 2 | GR8 | 2700 | 1050 | 3 | 33 x 32 x 17.5 | 132 | 132 |
| FLDD/1635/PRO | 16 | 2 | GR8 | 3500 | 1050 | 3 | 33 x 32 x 17.5 | 132 | 132 |
| FLDD/2827/PRO | 28 | 2 | GR8 | 2700 | 2050 | 6 | 45.5 x 38 x 24 | 196 | 196 |
| FLDD/2835/PRO | 28 | 2 | GR8 | 3500 | 2050 | 6 | 45.5 x 38 x 24 | 196 | 196 |
| FLDD/3835/PRO | 38 | 2 | GR8 | 3500 | 2700 | 6 | 45.5 x 38 x 24 | 198 | 198 |
| FLDD4/1635/PRO | 16 | 4 | GR10q | 3500 | 1050 | 3 | 33 x 32 x 17.5 | 132 | 132 |
| FLDD4/2827/PRO | 28 | 4 | GR10q | 2700 | 2050 | 6 | 45.5 x 38 x 24 | 196 | 196 |
| FLDD4/2835/PRO | 28 | 4 | GR10q | 3500 | 2050 | 6 | 45.5 x 38 x 24 | 196 | 196 |
| FLDD4/3835/PRO | 38 | 4 | GR10q | 3500 | 2700 | 6 | 45.5 x 38 x 24 | 198 | 198 |

T5 FLUORESCENT TUBES

8,000h



OUTER BOX QTY
500

INNER BOX QTY
25

OUTER BOX WEIGHT
SEE TABLE

OUTER BOX DIMENSIONS (cm)
SEE TABLE

Energy

▶ PRO-LITE

COMPACT FLUORESCENT LAMPS

DESCRIPTION

Prolite T5 linear fluorescent tube lamps offer superior colour rendering, and are available in a variety of wattages. They are available in 2700K warm white, 3500K white and 4000K cool white. With a G5 cap they are suitable for use in a wide range of applications. Compatible with all current control gear.

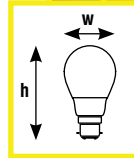
TECHNICAL SPECIFICATION

| PRODUCT CODE | POWER (W) | COLOUR TEMPERATURE (K) | LUMENS | OUTER BOX WEIGHT (Kg) | OUTER BOX DIMENSIONS (cm) | LAMP HEIGHT (mm) | LAMP WIDTH (mm) |
|------------------|-----------|------------------------|--------|-----------------------|---------------------------|------------------|-----------------|
| T54WTUBE2700K | 4 | 2700 | 130 | 10.9 | 55 x 33 x 23 | 143 | 16 |
| T54WTUBE3500 | 4 | 3500 | 130 | 10.9 | 55 x 33 x 23 | 143 | 16 |
| T54WTUBE | 4 | 4000 | 130 | 10.9 | 55 x 33 x 23 | 143 | 16 |
| T56WTUBE2700K | 6 | 2700 | 260 | 15.5 | 54 x 25 x 45 | 219 | 16 |
| T56WTUBE3500 | 6 | 3500 | 260 | 15.5 | 54 x 25 x 45 | 219 | 16 |
| T56WTUBE | 6 | 4000 | 260 | 15.5 | 54 x 25 x 45 | 219 | 16 |
| T56WTUBEDAYLIGHT | 6 | 6400 | 210 | 15.5 | 54 x 25 x 45 | 219 | 16 |
| T58WTUBE2700K | 8 | 2700 | 380 | 19.5 | 54 x 33 x 44 | 295 | 16 |
| T58WTUBE3500 | 8 | 3500 | 380 | 19.5 | 54 x 33 x 44 | 295 | 16 |
| T58WTUBE | 8 | 4000 | 380 | 19.5 | 54 x 33 x 44 | 295 | 16 |
| T513WTUBE2700K | 13 | 2700 | 800 | 30 | 56 x 54 x 44 | 524 | 16 |
| T513WTUBE3500 | 13 | 3500 | 800 | 30 | 56 x 54 x 44 | 524 | 16 |
| T513WTUBE | 13 | 4000 | 800 | 30 | 56 x 54 x 44 | 524 | 16 |

8,000h

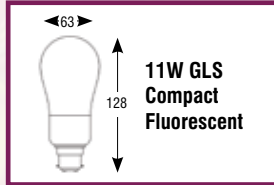

| | |
|---------------------------|----------------------|
| OUTER BOX QTY | 50 |
| INNER BOX QTY | 10 |
| OUTER BOX WEIGHT | 8.2 |
| OUTER BOX DIMENSIONS (cm) | 72.5 23.2 23.1 |
| Energy | |

GLS COMPACT FLUORESCENT



DESCRIPTION

Low energy GLS lamp, ideal for use in applications where the lamp is visible. Similar in appearance to an incandescent GLS. 2700K warm white. Available in three sizes to cover the majority of GLS style lamps for retro fitting.



TECHNICAL SPECIFICATION

| PRODUCT CODE | POWER (W) | EQUIVALENT W GLS | VOLTAGE (V) | CAP TYPE | LUMENS | LAMP HEIGHT (mm) | LAMP WIDTH (mm) |
|------------------|-----------|------------------|-------------|----------|--------|------------------|-----------------|
| GLS/9W/BC/2700K | 9 | 40 | 240 | BC | 470 | 120 | 60 |
| GLS/9W/ES/2700K | 9 | 40 | 240 | ES | 470 | 120 | 60 |
| GLS/11W/BC/2700K | 11 | 60 | 240 | BC | 595 | 128 | 60 |
| GLS/11W/ES/2700K | 11 | 60 | 240 | ES | 595 | 128 | 60 |
| GLS/15W/BC/2700K | 15 | 75 | 240 | BC | 610 | 139 | 65 |
| GLS/15W/ES/2700K | 15 | 75 | 240 | BC | 610 | 139 | 65 |

GLS MICRO COMPACT FLUORESCENT

10,000h

OUTER BOX QTY



INNER BOX QTY



OUTER BOX WEIGHT



OUTER BOX DIMENSIONS (cm)

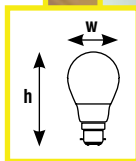


Energy



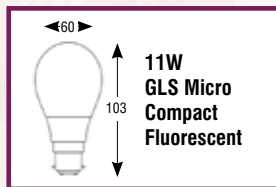
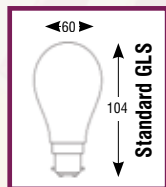
▶ PRO-LITE

COMPACT FLUORESCENT LAMPS



DESCRIPTION

A low energy compact fluorescent GLS lamp, with similar dimensions to the standard incandescent GLS. It is suitable for a vast range of applications including hotels, restaurants, reception areas and corridors. It is available in 2700K warm white, and now offers a longer lamp life of 10,000 hours. Available in three sizes to cover the majority of GLS style lamps for retro fitting.



TECHNICAL SPECIFICATION

| PRODUCT CODE | POWER (W) | EQUIVALENT W GLS | VOLTAGE (V) | CAP TYPE | LUMENS | LAMP HEIGHT (mm) | LAMP WIDTH (mm) |
|------------------|-----------|------------------|-------------|----------|--------|------------------|-----------------|
| GLS/MICRO/9W/BC | 9 | 40 | 240 | BC | 400 | 103 | 58 |
| GLS/MICRO/9W/ES | 9 | 40 | 240 | ES | 400 | 103 | 58 |
| GLS/MICRO/11W/BC | 11 | 60 | 240 | BC | 480 | 103 | 60 |
| GLS/MICRO/11W/ES | 11 | 60 | 240 | ES | 480 | 103 | 60 |
| GLS/MICRO/15W/BC | 15 | 75 | 240 | BC | 680 | 103 | 60 |
| GLS/MICRO/15W/ES | 15 | 75 | 240 | BC | 680 | 103 | 60 |

8,000h

OUTER BOX QTY



INNER BOX QTY



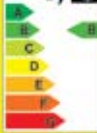
OUTER BOX WEIGHT



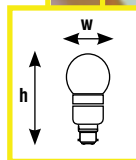
OUTER BOX DIMENSIONS (cm)



Energy



GOLF BALL COMPACT FLUORESCENT



DESCRIPTION

Low energy golf ball designed as a direct replacement for incandescent lamps. Ideal for small light fittings where the lamp is visible. Suitable applications include restaurants, hotels and pubs. They feature an 8,000 hour average life with a colour temperature of 2700K warm white. Ideal for retrofit applications giving up to 80% energy savings.

TECHNICAL SPECIFICATION

| PRODUCT CODE | POWER (W) | EQUIVALENT W STANDARD GOLF | VOLTAGE (V) | CAP TYPE | LUMENS | LAMP HEIGHT (mm) | LAMP WIDTH (mm) |
|-------------------|-----------|----------------------------|-------------|----------|--------|------------------|-----------------|
| GOLF/7W/BC/2700K | 7 | 35 | 240 | BC | 260 | 87 | 45 |
| GOLF/7W/SBC/2700K | 7 | 35 | 240 | SBC | 260 | 87 | 45 |
| GOLF/7W/SES/2700K | 7 | 35 | 240 | SES | 260 | 87 | 45 |



PAR 38 COMPACT FLUORESCENT

10,000h

OUTER BOX QTY



60

INNER BOX QTY



10

OUTER BOX WEIGHT



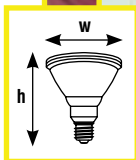
20

OUTER BOX DIMENSIONS (cm)



77.6
34.2

Energy



DESCRIPTION

A compact fluorescent version of the Par 38 lamp. This is suitable for all applications requiring flood lighting including commercial, domestic and retail. Low energy and low heat allow greater flexibility in display situations as well as reduced maintenance and running costs. Integral control gear allows direct replacement in any standard ES Par 38 halogen fitting. It is also exactly the same size, shape and look of a halogen. This lamp has a colour temperature of 2700K warm white. The long life and low heat produced by this lamp make it suitable for retail displays where conventional or tungsten equivalents give heat damage.

TECHNICAL SPECIFICATION

| PRODUCT CODE | POWER (W) | EQUIVALENT W GLS | VOLTAGE (V) | CAP TYPE | LAMP HEIGHT (mm) | LAMP WIDTH (mm) |
|--------------|-----------|------------------|-------------|----------|------------------|-----------------|
| PAR38/20W/ES | 20 | 100 | 240 | ES | 122 | 136 |



8,000h

OUTER BOX QTY



INNER BOX QTY



OUTER BOX WEIGHT



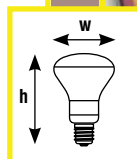
OUTER BOX DIMENSIONS (cm)



Energy



COMPACT FLUORESCENT GLASS REFLECTORS



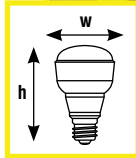
DESCRIPTION

Glass spot light reflector lamps ideal for all applications requiring flood lighting. Low energy and low heat allow greater flexibility in display situations as well as reduced maintenance and running costs. These lamps are a direct replacement for tungsten halogen reflector lamps. They are available in 2700K warm white. The glass construction makes them easily recyclable.

TECHNICAL SPECIFICATION

| PRODUCT CODE | POWER (W) | VOLTAGE (V) | CAP TYPE | OUTER BOX WEIGHT (Kg) | OUTER BOX DIMENSIONS (cm) | LAMP HEIGHT (mm) | LAMP WIDTH (mm) |
|--------------|-----------|-------------|----------|-----------------------|---------------------------|------------------|-----------------|
| R50/4W/SES | 4 | 240 | SES | 5 | 55.6 x 27.6 x 14 | 94 | 47 |
| R63/7W/ES | 7 | 240 | ES | 6.7 | 69.5 x 34.6 x 17.5 | 125 | 64 |
| R080/11W/ES | 11 | 240 | ES | 7 | 87.5 x 43.6 x 18.6 | 134 | 79 |

COMPACT FLUORESCENT REFLECTORS



⌚ 10,000h

OUTER BOX QTY
 SEE TABLE

INNER BOX QTY
 10

OUTER BOX WEIGHT
 SEE TABLE

OUTER BOX DIMENSIONS (cm)
 SEE TABLE

Energy

▶ PRO-LITE

COMPACT FLUORESCENT LAMPS

DESCRIPTION

An ultra compact version of the glass compact fluorescent reflectors, offering a longer life and more efficient lamp. They are available in 2700K warm white. Suitable for commercial, domestic and retail applications. Available in 9, 15 and 20W.



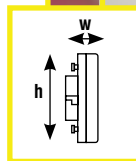
TECHNICAL SPECIFICATION

| PRODUCT CODE | POWER (W) | VOLTAGE (V) | CAP TYPE | OUTER BOX QUANTITY | OUTER BOX WEIGHT (Kg) | OUTER BOX DIMENSIONS (cm) | LAMP HEIGHT (mm) | LAMP WIDTH (mm) |
|------------------|-----------|-------------|----------|--------------------|-----------------------|---------------------------|------------------|-----------------|
| R50/9W/SES/2700K | 9 | 240 | SES | 100 | 9 | 62 x 30.5 x 29.6 | 90 | 50 |
| R63/15W/ES/2700K | 15 | 240 | ES | 100 | 10 | 75 x 37 x 32.4 | 105 | 63 |
| R080/20W/ES/2700 | 20 | 240 | ES | 60 | 7.5 | 54 x 43.5 x 32.4 | 115 | 80 |

10,000h



COMPACT FLUORESCENT DISC LIGHT



DESCRIPTION

A circular compact fluorescent disclight, low energy slim profile lamp. It is designed for use where height restrictions exist either for ceiling or application reasons. It is simple to replace by the twist and lock pins. The standard unit comes with a surface mount fitting. It is available in 3000K warm white. The GX53 base is compatible with all existing fittings.

TECHNICAL SPECIFICATION

| PRODUCT CODE | POWER (W) | VOLTAGE (V) | CAP TYPE | LUMENS | LAMP HEIGHT (mm) | LAMP WIDTH (mm) |
|---------------|-----------|-------------|----------|--------|------------------|-----------------|
| GX53/7W/3000K | 7 | 240 | GX5.3 | 240 | 75 | 25 |

ENERGY SAVING PICTURE / STRIP LIGHTS

8,000h

OUTER BOX QTY 50

INNER BOX QTY 10

OUTER BOX WEIGHT

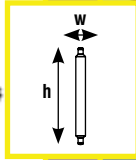
SEE TABLE

OUTER BOX DIMENSIONS (cm)

SEE TABLE



▶ PRO-LITE

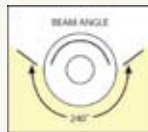
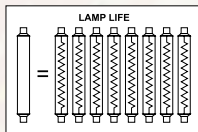
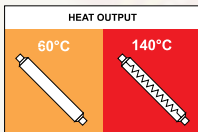


DESCRIPTION

A new innovation in fluorescent lamps that are a direct retro-fit for their tungsten equivalents but with the following improvements:

- 80% less energy consumption
- Up to 8 times longer lamp life
- Lower heat output (typical output is 60°C compared to 130°C from a tungsten halogen)
- Safer plastic housing
- No fragile filament
- Specially designed reflector to increase the light output beam angle by 10%

It is available in 2700K warm white in two sizes - 5W and 7W.



TECHNICAL SPECIFICATION

| PRODUCT CODE | POWER (W) | EQUIVALENT W HALOGEN | VOLTAGE (V) | CAP TYPE | LUMENS | OUTER BOX WEIGHT (Kg) | OUTER BOX DIMENSIONS (cm) | LAMP HEIGHT (mm) | LAMP WIDTH (mm) |
|------------------|-----------|----------------------|-------------|----------|--------|-----------------------|---------------------------|------------------|-----------------|
| STRIP/5W/S15S/27 | 5 | 25 | 240 | S15S | 160 | 5.6 | 40 x 25.5 x 18.5 | 221 | 30 |
| STRIP/7W/S15S/27 | 7 | 40 | 240 | S15S | 220 | 7.2 | 40 x 32 x 18.5 | 284 | 30 |

COMPACT FLUORESCENT LAMPS

10,000h



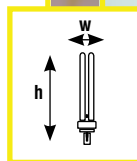

OUTER BOX WEIGHT



OUTER BOX DIMENSIONS (cm)



FLD TWIN TUBE COMPACT FLUORESCENT



DESCRIPTION

A double turn tube, giving high light output. Available in 2-pin and 4-pin bases for use with HF electronic control gear or conventional magnetic ballasts.

TECHNICAL SPECIFICATION

| PRODUCT CODE | POWER (W) | COLOUR TEMPERATURE (K) | CAP TYPE | LUMENS | OUTER BOX WEIGHT (kg) | OUTER BOX DIMENSIONS (cm) | LAMP HEIGHT (mm) | LAMP WIDTH (mm) |
|--------------|-----------|------------------------|----------|--------|-----------------------|---------------------------|------------------|-----------------|
| FLD/1027 | 10 | 2700 | G24D-1 | 580 | 7.5 | 81 x 21 x 22 | 116 | 41 |
| FLD/1040 | 10 | 4000 | G24D-2 | 580 | 7.5 | 81 x 21 x 22 | 116 | 41 |
| FLD/1327 | 13 | 2700 | G24D-3 | 780 | 7.5 | 81 x 21 x 22 | 133 | 41 |
| FLD/1340 | 13 | 4000 | G24D-4 | 780 | 7.5 | 81 x 21 x 22 | 133 | 41 |
| FLD/1827 | 18 | 2700 | G24D-2 | 1170 | 8.5 | 81 x 21 x 23 | 163 | 41 |
| FLD/1840 | 18 | 4000 | G24D-3 | 1170 | 8.5 | 81 x 21 x 23 | 163 | 41 |
| FLD/2627 | 26 | 2700 | G24D-3 | 1470 | 9 | 81 x 21 x 24 | 173 | 41 |
| FLD/2640 | 26 | 4000 | G24D-4 | 1470 | 9 | 81 x 21 x 24 | 173 | 41 |
| FLD/E1027 | 10 | 2700 | G24Q-1 | 580 | 7.5 | 81 x 21 x 22 | 110 | 41 |
| FLD/E1040 | 10 | 4000 | G24Q-2 | 580 | 7.5 | 81 x 21 x 22 | 110 | 41 |
| FLD/E1327 | 13 | 2700 | G24Q-3 | 780 | 7.5 | 81 x 21 x 22 | 127 | 41 |
| FLD/E1340 | 13 | 4000 | G24Q-4 | 780 | 7.5 | 81 x 21 x 22 | 127 | 41 |
| FLD/E1827 | 18 | 2700 | G24Q-2 | 1170 | 8.5 | 81 x 21 x 23 | 157 | 41 |
| FLD/E1840 | 18 | 4000 | G24Q-3 | 1170 | 8.5 | 81 x 21 x 23 | 157 | 41 |
| FLD/E2627 | 26 | 2700 | G24Q-3 | 1470 | 9 | 81 x 21 x 24 | 167 | 41 |
| FLD/E2640 | 26 | 4000 | G24Q-4 | 1470 | 9 | 81 x 21 x 24 | 167 | 41 |

FLS TWIN TUBE COMPACT FLUORESCENT

10,000h

OUTER BOX QTY



INNER BOX QTY



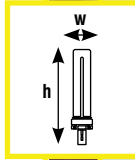
OUTER BOX WEIGHT



OUTER BOX DIMENSIONS (cm)



Energy



DESCRIPTION

A single turn tube, giving high light output. Available in 2-pin and 4-pin bases for use with HF electronic control gear or conventional magnetic ballasts.

TECHNICAL SPECIFICATION

| PRODUCT CODE | POWER (W) | COLOUR TEMPERATURE (K) | CAP TYPE | LUMENS | OUTER BOX WEIGHT (Kg) | OUTER BOX DIMENSIONS (cm) | LAMP HEIGHT (mm) | LAMP WIDTH (mm) |
|--------------|-----------|------------------------|----------|--------|-----------------------|---------------------------|------------------|-----------------|
| FLS/527 | 5 | 2700 | G23 | 235 | 4.8 | 43 x 18 x 28 | 107 | 32 |
| FLS/540 | 5 | 4000 | G23 | 235 | 4.8 | 43 x 18 x 28 | 107 | 32 |
| FLS/727 | 7 | 2700 | G23 | 400 | 4.8 | 65 x 18 x 18 | 135 | 32 |
| FLS/740 | 7 | 4000 | G23 | 400 | 4.8 | 65 x 18 x 18 | 135 | 32 |
| FLS/927 | 9 | 2700 | G23 | 525 | 6 | 63 x 20 x 18 | 165 | 32 |
| FLS/940 | 9 | 4000 | G23 | 525 | 6 | 63 x 20 x 18 | 165 | 32 |
| FLS/9BLB | 9 | N/A | G23 | N/A | 6 | 63 x 20 x 18 | 165 | 32 |
| FLS/1127 | 11 | 2700 | G23 | 800 | 7.5 | 63 x 18 x 28 | 234 | 32 |
| FLS/1135 | 11 | 3500 | G23 | 800 | 7.5 | 63 x 18 x 28 | 234 | 32 |
| FLS/1140 | 11 | 4000 | G23 | 800 | 7.5 | 63 x 18 x 28 | 234 | 32 |
| FLS/E527 | 5 | 2700 | 2G7 | 235 | 4.8 | 43 x 18 x 28 | 92 | 38 |
| FLS/E540 | 5 | 4000 | 2G7 | 235 | 4.8 | 43 x 18 x 28 | 92 | 38 |
| FLS/E727 | 7 | 2700 | 2G7 | 400 | 4.8 | 65 x 18 x 18 | 120 | 38 |
| FLS/E740 | 7 | 4000 | 2G7 | 400 | 4.8 | 65 x 18 x 18 | 120 | 38 |
| FLS/E927 | 9 | 2700 | 2G7 | 525 | 6 | 63 x 20 x 18 | 149 | 38 |
| FLS/E940 | 9 | 4000 | 2G7 | 525 | 6 | 63 x 20 x 18 | 149 | 38 |
| FLS/E1127 | 11 | 2700 | 2G7 | 800 | 7.5 | 63 x 18 x 28 | 218 | 38 |
| FLS/E1140 | 11 | 4000 | 2G7 | 800 | 7.5 | 63 x 18 x 28 | 218 | 38 |

▶ PRO-LITE

COMPACT FLUORESCENT LAMPS

10,000h



OUTER BOX WEIGHT



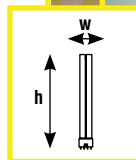
OUTER BOX DIMENSIONS (cm)



Energy



FLL TWIN TUBE COMPACT FLUORESCENT



DESCRIPTION

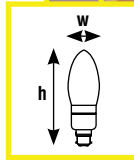
A single turn tube, giving high light output. Available in 4-pin bases for use with HF electronic control gear or conventional ballasts.

TECHNICAL SPECIFICATION

| PRODUCT CODE | POWER (W) | COLOUR TEMPERATURE (K) | CAP TYPE | LUMENS | OUTER BOX WEIGHT (Kg) | OUTER BOX DIMENSIONS (cm) | LAMP HEIGHT (mm) | LAMP WIDTH (mm) |
|--------------|-----------|------------------------|----------|--------|-----------------------|---------------------------|------------------|-----------------|
| FLL/1827 | 18 | 2700 | 2G11 | 1150 | 11.6 | 54 x 27 x 31 | 226 | 43 |
| FLL/1835 | 18 | 3500 | 2G11 | 1150 | 11.6 | 54 x 27 x 31 | 226 | 43 |
| FLL/1840 | 18 | 4000 | 2G11 | 1150 | 11.6 | 54 x 27 x 31 | 226 | 43 |
| FLL/1864 | 18 | 6400 | 2G11 | 1000 | 11.6 | 54 x 27 x 31 | 226 | 43 |
| FLL/2435 | 24 | 3500 | 2G11 | 1650 | 17 | 55 x 39 x 31 | 321 | 43 |
| FLL/2440 | 24 | 4000 | 2G11 | 1650 | 17 | 55 x 39 x 31 | 321 | 43 |
| FLL/3635 | 36 | 3500 | 2G11 | 2500 | 20 | 54 x 47 x 31 | 416 | 43 |
| FLL/3640 | 36 | 4000 | 2G11 | 2500 | 20 | 54 x 47 x 31 | 416 | 43 |
| FLL/3664 | 36 | 6400 | 2G11 | 2320 | 20 | 54 x 47 x 31 | 416 | 43 |
| FLL/4035 | 40 | 3500 | 2G11 | 2910 | 25 | 60 x 55 x 31 | 536 | 43 |
| FLL/4040 | 40 | 4000 | 2G11 | 2910 | 25 | 60 x 55 x 31 | 536 | 43 |
| FLL/5535 | 55 | 3500 | 2G11 | 3700 | 25 | 59 x 54 x 31 | 536 | 43 |
| FLL/5540 | 55 | 4000 | 2G11 | 3700 | 25 | 59 x 54 x 31 | 536 | 43 |

8,000h

AMBER CANDLE COMPACT FLUORESCENT



| | |
|---------------------------|--------------|
| OUTER BOX QTY | 50 |
| INNER BOX QTY | 10 |
| OUTER BOX WEIGHT | 7.1 Kg |
| OUTER BOX DIMENSIONS (cm) | 71 x 23 x 21 |
| Energy | A |

DESCRIPTION

This 7W energy saving compact candle lamp has been coated with an amber lacquer to create a soft pastel tone. Ideal for use in shaded or open fittings.

TECHNICAL SPECIFICATION

| PRODUCT CODE | POWER (W) | VOLTAGE (V) | CAP TYPE | LAMP HEIGHT (mm) | LAMP WIDTH (mm) |
|------------------|-----------|-------------|----------|------------------|-----------------|
| CEL/5W/BC/AMBER | 5 | 240 | BC | 104 | 38 |
| CEL/7W/BC/AMBER | 7 | 240 | BC | 104 | 38 |
| CEL/7W/SES/AMBER | 7 | 240 | SES | 104 | 38 |

BLACK LIGHT BLUE COMPACT FLUORESCENT



DESCRIPTION

Energy saving fluorescent lamps, emitting ultra violet light. Ideal applications include nightclubs, theatres, special effects lighting and anti-drug use areas. Utilising Woods glass this lamp offers all the expected benefits of energy saving compact fluorescents.

| PRODUCT CODE | POWER (W) | VOLTAGE (V) | CAP TYPE |
|----------------|-----------|-------------|----------|
| MEL/11W/BC/BLB | 11 | 240 | BC |
| MEL/11W/ES/BLB | 11 | 240 | ES |
| ELT/25W/BC/BLB | 25 | 240 | BC |
| ELT/25W/ES/BLB | 25 | 240 | ES |

3,000h

OUTER BOX QTY



INNER BOX QTY



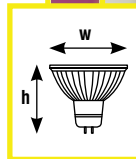
OUTER BOX WEIGHT



OUTER BOX DIMENSIONS (cm)



PRO-LITE PLUS MR16 DICHOIC



DESCRIPTION

The Pro-lite Plus dichroic range of lamps offer constant luminous intensity and colour. UV stop quartz protects against harmful UV radiation. The dichroic reflector reduces the amount of heat in the light beam by 66%.

TECHNICAL SPECIFICATION

| PRODUCT CODE | DESCRIPTION | POWER (W) | VOLTAGE (V) | BEAM ANGLE | LAMP HEIGHT (mm) | LAMP WIDTH (mm) |
|------------------|-------------|-----------|-------------|------------|------------------|-----------------|
| MR16-CG/12/10/PR | N/A | 10 | 12 | 36° | 45 | 50 |
| ESX-P-PROLITE | M268 | 20 | 12 | 12° | 45 | 50 |
| BBF-P-PROLITE | M294 | 20 | 12 | 24° | 45 | 50 |
| BAB-P-PROLITE | M269 | 20 | 12 | 36° | 45 | 50 |
| FMT-P-PROLITE | M271 | 35 | 12 | 12° | 45 | 50 |
| FRA-P-PROLITE | M270 | 35 | 12 | 20° | 45 | 50 |
| FMW-P-PROLITE | M281 | 35 | 12 | 36° | 45 | 50 |
| EXT-P-PROLITE | M249 | 50 | 12 | 13° | 45 | 50 |
| EXZ-P-PROLITE | M250 | 50 | 12 | 24° | 45 | 50 |
| EXN-P-PROLITE | M258 | 50 | 12 | 38° | 45 | 50 |
| FNV-P-PROLITE | M280 | 50 | 12 | 60° | 45 | 50 |
| EYJ-P-PROLITE | M282 | 75 | 12 | 25° | 45 | 50 |
| EYF-P-PROLITE | M260 | 75 | 12 | 14° | 45 | 50 |
| EYC-P-PROLITE | M261 | 75 | 12 | 38° | 45 | 50 |

PRO-LITE PLUS MR11 DICHOIC

3,000h

OUTER BOX QTY



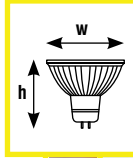
INNER BOX QTY



OUTER BOX WEIGHT



OUTER BOX DIMENSIONS (cm)



▶PRO-LITE

DESCRIPTION

The Pro-lite Plus dichroic range of lamps offer constant luminous intensity and colour. UV stop quartz protects against harmful UV radiation. The dichroic reflector reduces the amount of heat in the light beam by 66%.

TECHNICAL SPECIFICATION

| PRODUCT CODE | DESCRIPTION | POWER (W) | VOLTAGE (V) | BEAM ANGLE | LAMP HEIGHT (mm) | LAMP WIDTH (mm) |
|---------------|-------------|-----------|-------------|------------|------------------|-----------------|
| M200 | M200 | 10 | 12 | 38° | 34 | 35 |
| FTA-P-PROLITE | M264 | 12 | 12 | 7° | 34 | 35 |
| FTB-P-PROLITE | M252 | 20 | 12 | 10° | 34 | 35 |
| FTC-P-PROLITE | M251 | 20 | 12 | 20° | 34 | 35 |
| FTD-P-PROLITE | M262 | 20 | 12 | 30° | 34 | 35 |
| FTE-P-PROLITE | M265 | 35 | 12 | 10° | 34 | 35 |
| FTF-P-PROLITE | M266 | 35 | 12 | 20° | 34 | 35 |
| FTH-P-PROLITE | M2199 | 35 | 12 | 30° | 34 | 35 |

HALOGEN LAMPS

3,000h

OUTER BOX QTY



INNER BOX QTY



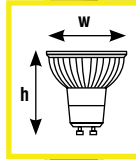
OUTER BOX WEIGHT



OUTER BOX DIMENSIONS (cm)



PRO-LITE PLUS GU10 HALOGEN LAMP



DESCRIPTION

The Pro-Lite GU10 is a mains voltage miniature halogen lamp. The design means there is no need to use a transformer or low-voltage circuitry when installing halogen lamps. With an aluminised reflector, the GU10 allows all heat and light to pass forwards, greatly reducing the amount of heat dissipated to the rear. Ideal for use in interior design in hotels, restaurants, shops and the home.

TECHNICAL SPECIFICATION

| PRODUCT CODE | POWER (W) | VOLTAGE (V) | BEAM ANGLE | LAMP HEIGHT (mm) | LAMP WIDTH (mm) |
|---------------|-----------|-------------|------------|------------------|-----------------|
| GU10/20/CLR | 20 | 240 | 25° | 56 | 50 |
| GU10/35/CLR | 35 | 240 | 25° | 56 | 50 |
| GU10/50/CLEAR | 50 | 240 | 25° | 56 | 50 |

PRO-LITE

HALOGEN LAMPS

NATURAL DAYLIGHT DICHROIC

4,000h

OUTER BOX QTY



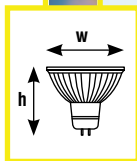
INNER BOX QTY



OUTER BOX WEIGHT




OUTER BOX DIMENSIONS (cm)



DESCRIPTION

This long life Xenon lamp has a patented 'thin film coating' on the dichroic reflector, which transforms the usual yellow tones of tungsten halogen light to a blue-white daylight effect, offering a colour temperature of 4000K. Available in 12V 50W with 2 different beam angle options.



TECHNICAL SPECIFICATION

| PRODUCT CODE | DESCRIPTION | POWER (W) | VOLTAGE (V) | BEAM ANGLE | LAMP HEIGHT (mm) | LAMP WIDTH (mm) |
|------------------|-------------|-----------|-------------|------------|------------------|-----------------|
| EXZ-P-NDLPROLITE | M250 | 50 | 12 | 24° | 45 | 50 |
| EXN-P-NDLPROLITE | M258 | 50 | 12 | 38° | 45 | 50 |

▶ PRO-LITE

HALOGEN LAMPS

3,000h

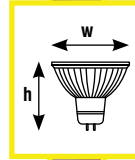
OUTER BOX QTY
200

INNER BOX QTY
20

OUTER BOX WEIGHT
10 Kg

OUTER BOX DIMENSIONS (cm)
43.5
23.5
27

TRUE COLOUR DICHROIC



DESCRIPTION

Pro-Lite coloured dichroic lamps use a dichroic filter lens to produce a solid colour beam of light. No gels or paints are used in the dichroic process, so True Colour offers a consistent coloured beam with no peeling or cracking of the coated lens.

TECHNICAL SPECIFICATION - MR16 TRUE COLOUR

| PRODUCT CODE | DESCRIPTION | POWER (W) | VOLTAGE (V) | BEAM ANGLE | LAMP HEIGHT (mm) | LAMP WIDTH (mm) |
|---------------|--------------|-----------|-------------|------------|------------------|-----------------|
| ESX-P-RED | M268 RED | 20 | 12 | 12° | 45 | 50 |
| ESX-P-BLUE | M268 BLUE | 20 | 12 | 12° | 45 | 50 |
| ESX-P-GREEN | M268 GREEN | 20 | 12 | 12° | 45 | 50 |
| ESX-P-YELLOW | M268 YELLOW | 20 | 12 | 12° | 45 | 50 |
| ESX-P-AMBER | M268 AMBER | 20 | 12 | 12° | 45 | 50 |
| ESX-P-MAGENTA | M268 MAGENTA | 20 | 12 | 12° | 45 | 50 |
| FMT-P-RED | M271 RED | 35 | 12 | 12° | 45 | 50 |
| FMT-P-BLUE | M271 BLUE | 35 | 12 | 12° | 45 | 50 |
| FMT-P-GREEN | M271 GREEN | 35 | 12 | 12° | 45 | 50 |
| FMT-P-YELLOW | M271 YELLOW | 35 | 12 | 12° | 45 | 50 |
| FMT-P-AMBER | M271 AMBER | 35 | 12 | 12° | 45 | 50 |

TRUE COLOUR DICHROIC

TECHNICAL SPECIFICATION - MR16 TRUE COLOUR

| PRODUCT CODE | DESCRIPTION | POWER (W) | VOLTAGE (V) | BEAM ANGLE | LAMP HEIGHT (mm) | LAMP WIDTH (mm) |
|-----------------|----------------|-----------|-------------|------------|------------------|-----------------|
| FNV-P-RED | M280 RED | 50 | 12 | 60° | 45 | 50 |
| FNV-P-BLUE | M280 BLUE | 50 | 12 | 60° | 45 | 50 |
| FNV-P-GREEN | M280 GREEN | 50 | 12 | 60° | 45 | 50 |
| FNV-P-YELLOW | M280 YELLOW | 50 | 12 | 60° | 45 | 50 |
| FNV-P-AMBER | M280 AMBER | 50 | 12 | 60° | 45 | 50 |
| EXT-P-RED | M249 RED | 50 | 12 | 13° | 45 | 50 |
| EXT-P-BLUE | M249 BLUE | 50 | 12 | 13° | 45 | 50 |
| EXT-P-GREEN | M249 GREEN | 50 | 12 | 13° | 45 | 50 |
| EXT-P-YELLOW | M249 YELLOW | 50 | 12 | 13° | 45 | 50 |
| EXT-P-AMBER | M249 AMBER | 50 | 12 | 13° | 45 | 50 |
| EXT-P-MAGENTA | M249 MAGENTA | 50 | 12 | 13° | 45 | 50 |
| EXT-P-PURPLE | M249 PURPLE | 50 | 12 | 13° | 45 | 50 |
| EXT-P-LILAC | M249 LILAC | 50 | 12 | 13° | 45 | 50 |
| EXT-P-PINK | M249 PINK | 50 | 12 | 13° | 45 | 50 |
| EXT-P-TURQUOISE | M249 TURQUOISE | 50 | 12 | 13° | 45 | 50 |

TECHNICAL SPECIFICATION - MR11 TRUE COLOUR

| PRODUCT CODE | DESCRIPTION | POWER (W) | VOLTAGE (V) | BEAM ANGLE | LAMP HEIGHT (mm) | LAMP WIDTH (mm) |
|--------------|-------------|-----------|-------------|------------|------------------|-----------------|
| FTC-P-RED | M251 RED | 20 | 12 | 20° | 34 | 35 |
| FTC-P-BLUE | M251 BLUE | 20 | 12 | 20° | 34 | 35 |
| FTC-P-GREEN | M251 GREEN | 20 | 12 | 20° | 34 | 35 |
| FTC-P-YELLOW | M251 YELLOW | 20 | 12 | 20° | 34 | 35 |
| FTC-P-AMBER | M251 AMBER | 20 | 12 | 20° | 34 | 35 |
| FTF-P-RED | M266 RED | 20 | 12 | 20° | 34 | 35 |
| FTF-P-BLUE | M266 BLUE | 20 | 12 | 20° | 34 | 35 |
| FTF-P-GREEN | M266 GREEN | 20 | 12 | 20° | 34 | 35 |
| FTF-P-YELLOW | M266 YELLOW | 20 | 12 | 20° | 34 | 35 |
| FTF-P-AMBER | M266 AMBER | 20 | 12 | 20° | 34 | 35 |

3,000h

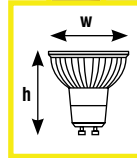
OUTER BOX QTY
200

INNER BOX QTY
20

OUTER BOX WEIGHT
Kg
13

OUTER BOX DIMENSIONS (cm)
42.5
27

TRUE COLOUR GU10



DESCRIPTION

Premium quality aluminised reflector 240V GU10 with dichroic-filtered colour lens. The Pro-Lite GU10 True Colour range incorporates the same technology used in low-voltage. True Colour lamps offer a reliable mains voltage lamp in a range of popular colours.

TECHNICAL SPECIFICATION

| PRODUCT CODE | DESCRIPTION | POWER (W) | VOLTAGE (V) | BEAM ANGLE | LAMP HEIGHT (mm) | LAMP WIDTH (mm) |
|-----------------|--------------|-----------|-------------|------------|------------------|-----------------|
| GU10/35/RED | GU10 RED | 35 | 240 | 25° | 56 | 50 |
| GU10/35/BLUE | GU10 BLUE | 35 | 240 | 25° | 56 | 50 |
| GU10/35/GREEN | GU10 GREEN | 35 | 240 | 25° | 56 | 50 |
| GU10/35/AMBER | GU10 AMBER | 35 | 240 | 25° | 56 | 50 |
| GU10/50/RED | GU10 RED | 50 | 240 | 25° | 56 | 50 |
| GU10/50/BLUE | GU10 BLUE | 50 | 240 | 25° | 56 | 50 |
| GU10/50/GREEN | GU10 GREEN | 50 | 240 | 25° | 56 | 50 |
| GU10/50/YELLOW | GU10 YELLOW | 50 | 240 | 25° | 56 | 50 |
| GU10/50/AMBER | GU10 AMBER | 50 | 240 | 25° | 56 | 50 |
| GU10/50/MAGENTA | GU10 MAGENTA | 50 | 240 | 25° | 56 | 50 |
| GU10/50/PURPLE | GU10 PURPLE | 50 | 240 | 25° | 56 | 50 |
| GU10/50/LILAC | GU10 LILAC | 50 | 240 | 25° | 56 | 50 |
| GU10/50/PINK | GU10 PINK | 50 | 240 | 25° | 56 | 50 |

PRO COLOUR DICHROIC

3,000h

OUTER BOX QTY



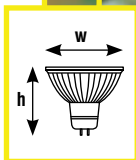
INNER BOX QTY



OUTER BOX WEIGHT



OUTER BOX DIMENSIONS (cm)



DESCRIPTION

An accompaniment to the True-Colour dichroic range, Pro-Colour is a series of premium low voltage dichroic lamps with a solid coloured glass lens. Similar to True Colour in that no paint or gels are used in the manufacturing, so no peeling or cracking of the colour will occur. This colour is also visible when the lamp is switched off.

TECHNICAL SPECIFICATION

| PRODUCT CODE | DESCRIPTION | POWER (W) | VOLTAGE (V) | BEAM ANGLE | LAMP HEIGHT (mm) | LAMP WIDTH (mm) |
|------------------|-------------|-----------|-------------|------------|------------------|-----------------|
| EXN-P-PRO/RED | M258 RED | 50 | 12 | 36° | 45 | 50 |
| EXN-P-PRO/BLUE | M258 BLUE | 50 | 12 | 36° | 45 | 50 |
| EXN-P-PRO/GREEN | M258 GREEN | 50 | 12 | 36° | 45 | 50 |
| EXN-P-PRO/YELLOW | M258 YELLOW | 50 | 12 | 36° | 45 | 50 |
| EXN-P-PRO/AMBER | M258 AMBER | 50 | 12 | 36° | 45 | 50 |

▶ PRO-LITE

HALOGEN LAMPS

10,000h

OUTER BOX QTY



INNER BOX QTY



OUTER BOX WEIGHT

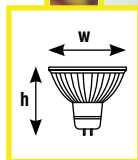


OUTER BOX DIMENSIONS (cm)



XENON ULTRA DICHROIC

▶PRO-LITE



DESCRIPTION

A range of dichroic long life Xenon lamps. 12V input with GX5.3/GU5.3 cap and clear lens. Constructed using low pressure gas fill makes the lamp suitable for open luminaires additionally low ultraviolet emission achieve the UV stop rating. They have a long lamp life of 10,000 hours.

TECHNICAL SPECIFICATION

| PRODUCT CODE | DESCRIPTION | POWER (W) | VOLTAGE (V) | BEAM ANGLE | LAMP HEIGHT (mm) | LAMP WIDTH (mm) |
|------------------|-------------|-----------|-------------|------------|------------------|-----------------|
| BAB-P-M269/ULTRA | M269 | 20 | 12 | 36° | 45 | 50 |
| FMW-P-M281/ULTRA | M281 | 35 | 12 | 36° | 45 | 50 |
| EXZ-P-M250/ULTRA | M250 | 50 | 12 | 24° | 45 | 50 |
| EXN-P-M258/ULTRA | M258 | 50 | 12 | 38° | 45 | 50 |
| FNV-P/M280/ULTRA | M280 | 50 | 12 | 60° | 45 | 50 |

XENON ULTRA GU10

5,000h

OUTER BOX QTY



200

INNER BOX QTY



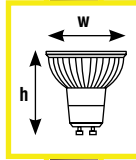

20

OUTER BOX WEIGHT



13

OUTER BOX DIMENSIONS (cm)



DESCRIPTION

A range of GU10 PAR, long life Xenon lamps offering an average of 5,000 hours life. 240V input with a GU10 cap and clear lens. Aluminised reflector throws heat forwards and gives a cool back. Constructed using low ultra violet emission. Twin fusing for extra safety. Suitable for open luminaires.

TECHNICAL SPECIFICATION

| PRODUCT CODE | POWER (W) | VOLTAGE (V) | BEAM ANGLE | LAMP HEIGHT (mm) | LAMP WIDTH (mm) |
|---------------|-----------|-------------|------------|------------------|-----------------|
| GU10/20/XENON | 20 | 240 | 25° | 56 | 50 |
| GU10/35/XENON | 35 | 240 | 25° | 56 | 50 |
| GU10/50/XENON | 50 | 240 | 25° | 56 | 50 |

▶ PRO-LITE

HALOGEN LAMPS

2,000h

OUTER BOX QTY



1000

INNER BOX QTY



100

OUTER BOX WEIGHT



5.8

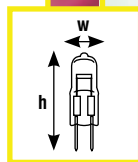
OUTER BOX DIMENSIONS (cm)



Energy



G4 HALOGEN CAPSULE LAMP



DESCRIPTION

A comprehensive selection of single-ended halogen capsule lamps to suit all applications, the Pro-Lite range is available with Transverse or Axial filaments as listed.

TECHNICAL SPECIFICATION

| PRODUCT CODE | FILAMENT | POWER (W) | VOLTAGE (V) | CAP/BASE | LUMENS | LAMP HEIGHT (mm) | LAMP WIDTH (mm) |
|--------------|------------|-----------|-------------|----------|--------|------------------|-----------------|
| M42 | TRANSVERSE | 10 | 6 | G4 | 120 | 33 | 9 |
| M34 | TRANSVERSE | 20 | 6 | G4 | 320 | 33 | 9 |
| M30 | TRANSVERSE | 20 | 6 | G4 | 380 | 33 | 9 |
| M9 | TRANSVERSE | 5 | 12 | G4 | 50 | 33 | 9 |
| M91 | TRANSVERSE | 10 | 12 | G4 | 120 | 33 | 9 |
| M47 | TRANSVERSE | 20 | 12 | G4 | 320 | 33 | 9 |
| M86 | AXIAL | 20 | 12 | G4 | 320 | 33 | 9 |
| M76 | AXIAL | 20 | 12 | GY6.35 | 320 | 44 | 11 |
| M312 | TRANSVERSE | 20 | 12 | GY6.35 | 320 | 44 | 11 |
| M75 | AXIAL | 35 | 12 | GY6.35 | 600 | 44 | 11 |
| M95 | TRANSVERSE | 35 | 12 | GY6.35 | 600 | 44 | 11 |
| M74 | AXIAL | 50 | 12 | GY6.35 | 950 | 44 | 11 |
| M32/M87 | TRANSVERSE | 50 | 12 | GY6.35 | 950 | 44 | 11 |
| M32L | TRANSVERSE | 50 | 12 | GY6.35 | 950 | 44 | 11 |
| M32L-TRS | TRANSVERSE | 50 | 12 | GY6.35 | 950 | 44 | 11 |

LOW VOLTAGE HALOGEN CAPSULE LAMP

TECHNICAL SPECIFICATION

| PRODUCT CODE | FILAMENT | POWER (W) | VOLTAGE (V) | CAP/BASE | LUMENS | LAMP HEIGHT (mm) | LAMP WIDTH (mm) |
|------------------|------------|-----------|-------------|----------|--------|------------------|-----------------|
| M73 | AXIAL | 75 | 12 | GY6.35 | 1320 | 44 | 11 |
| M313 | TRANSVERSE | 75 | 12 | GY6.35 | 1320 | 44 | 11 |
| M180 | AXIAL | 100 | 12 | GY6.35 | 1800 | 44 | 11 |
| M28 | TRANSVERSE | 100 | 12 | GY6.35 | 1800 | 44 | 11 |
| MSP24/5/G4 | TRANSVERSE | 5 | 24 | G4 | 50 | 33 | 9 |
| MSP24/10/G4 | TRANSVERSE | 10 | 24 | G4 | 120 | 33 | 9 |
| M88 | TRANSVERSE | 20 | 24 | G4 | 320 | 33 | 9 |
| M89 | TRANSVERSE | 50 | 24 | GY6.35 | 950 | 44 | 11 |
| M90 | AXIAL | 100 | 24 | GY6.35 | N/A | 44 | 11 |
| M67 | TRANSVERSE | 100 | 24 | GY6.35 | N/A | 44 | 11 |
| M196 | AXIAL | 150 | 24 | GY6.35 | N/A | 44 | 11 |
| M36 | AXIAL | 250 | 24 | GY6.35 | N/A | 44 | 11 |
| MSP28/5/G4 | TRANSVERSE | 5 | 28 | G4 | 50 | 33 | 9 |
| MSP28/10/G4 | TRANSVERSE | 10 | 28 | G4 | 120 | 33 | 9 |
| MSP28/20/G4 | TRANSVERSE | 20 | 28 | G4 | 320 | 33 | 9 |
| M133 | TRANSVERSE | 50 | 10 | PKX22s | 950 | 42 | 11 |
| MSP6/5/G4 | TRANSVERSE | 5 | 6 | G4 | 50 | 33 | 9 |
| MSP6/5/E10 | TRANSVERSE | 5 | 6 | E10 | 50 | 33 | 9 |
| MSP6/10/E10 | TRANSVERSE | 10 | 6 | E10 | 120 | 33 | 9 |
| MSP12/5/E10 | TRANSVERSE | 5 | 12 | E10 | 50 | 33 | 9 |
| MSP12/10/E10 | TRANSVERSE | 10 | 12 | E10 | 320 | 33 | 9 |
| MSP12/15/E10 | TRANSVERSE | 15 | 12 | E10 | 180 | 33 | 9 |
| MSP6/10/BA9S | TRANSVERSE | 10 | 6 | BA9s | 120 | 33 | 9 |
| MSP6/20/BA9S | TRANSVERSE | 20 | 6 | BA9s | 320 | 33 | 9 |
| MSP12/5/BA9S | TRANSVERSE | 5 | 12 | BA9s | 50 | 33 | 9 |
| MSP12/10/BA9S | TRANSVERSE | 10 | 12 | BA9s | 120 | 33 | 9 |
| MSP12/20/BA9S200 | TRANSVERSE | 20 | 12 | BA9s | 320 | 33 | 9 |
| MSP12/50/BA9S | TRANSVERSE | 50 | 12 | BA9s | 240 | 33 | 9 |
| MSP12V/10W/3200K | TRANSVERSE | 10 | 12 | G4 | 180 | 33 | 9 |
| MSP12/20/G4/3200 | TRANSVERSE | 20 | 12 | G4 | 380 | 33 | 9 |
| MSP12/30/3200 | TRANSVERSE | 30 | 12 | G4 | 400 | 33 | 9 |
| MSP6/30/G4/3200 | TRANSVERSE | 30 | 6 | G4 | 320 | 33 | 9 |
| MSP/107530 | AXIAL | 35 | 12 | G4 | 600 | 33 | 9 |
| MSP24/100/BA15D | TRANSVERSE | 100 | 24 | BA15D | N/A | 44 | 11 |
| MSP24/150/GY6.35 | TRANSVERSE | 150 | 24 | GY6.35 | N/A | 44 | 11 |

8,000h

OUTER BOX QTY



INNER BOX QTY



OUTER BOX WEIGHT



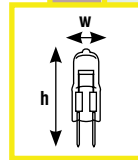
OUTER BOX DIMENSIONS (cm)



Energy



LOW VOLTAGE XENON CAPSULE LAMP



DESCRIPTION

A selection of single-ended halogen capsule lamps to suit all applications, filled with Xenon gas for an extra long life lamp of 8,000 hours. The Pro-Lite range is available with Transverse or Axial filaments as listed.

TECHNICAL SPECIFICATION

| PRODUCT CODE | FILAMENT | POWER (W) | VOLTAGE (V) | CAP/BASE | LUMENS | LAMP HEIGHT (mm) | LAMP WIDTH (mm) |
|----------------|------------|-----------|-------------|----------|--------|------------------|-----------------|
| M91/ULTRA | TRANSVERSE | 10 | 12 | G4 | 120 | 33 | 9 |
| M47/ULTRA | TRANSVERSE | 20 | 12 | G4 | 320 | 33 | 9 |
| M95/ULTRA | AXIAL | 35 | 12 | GY6.35 | 600 | 44 | 11 |
| M32/ULTRA | TRANSVERSE | 50 | 12 | GY6.35 | 950 | 44 | 11 |
| MSP24/10/ULTRA | TRANSVERSE | 10 | 24 | G4 | 120 | 33 | 9 |
| M88/ULTRA | TRANSVERSE | 20 | 24 | G4 | 320 | 33 | 9 |
| M89/ULTRA | TRANSVERSE | 50 | 24 | GY6.35 | 950 | 44 | 11 |
| MSP28/10/ULTRA | TRANSVERSE | 10 | 24 | G4 | 120 | 33 | 9 |
| MSP28/20/ULTRA | TRANSVERSE | 20 | 24 | G4 | 320 | 33 | 9 |
| M73/ULTRA | TRANSVERSE | 75 | 12 | GY6.35 | 1320 | 44 | 11 |

240V G9 CAPSULE LAMP

2,000h

OUTER BOX QTY



INNER BOX QTY



OUTER BOX WEIGHT



OUTER BOX DIMENSIONS (cm)



Energy



DESCRIPTION

240V mains voltage G9 capsule lamps, available as halogen or xenon in a variety of wattages. Twin fused and available in clear or frosted finish. Halogen have an average life span of 2,000 hours, while Xenon offer a longer life of 3,000 hours.

TECHNICAL SPECIFICATION

| PRODUCT CODE | DESCRIPTION | POWER (W) | VOLTAGE (V) | FILAMENT | FINISH | LUMENS | LAMP HEIGHT (mm) | LAMP WIDTH (mm) |
|-----------------|------------------|-----------|-------------|----------|--------|--------|------------------|-----------------|
| G9/25W/CLEAR | XENON CLEAR G9 | 25 | 240 | V | CLEAR | 200 | 40 | 18 |
| G9/25W/FROST | XENON FROST G9 | 25 | 240 | V | FROST | 420 | 40 | 18 |
| G9/40W/CLEAR | XENON CLEAR G9 | 40 | 240 | V | CLEAR | 650 | 40 | 18 |
| G9/40W/FROST | XENON FROST G9 | 40 | 240 | V | FROST | 1000 | 40 | 18 |
| G9/60W/CLEAR | XENON CLEAR G9 | 60 | 240 | M | CLEAR | 200 | 40 | 18 |
| G9/60W/FROST | XENON FROST G9 | 60 | 240 | M | FROST | 420 | 40 | 18 |
| G9/75W/CLEAR | XENON CLEAR G9 | 75 | 240 | M | CLEAR | 650 | 40 | 18 |
| G9/75W/FROST | XENON FROST G9 | 75 | 240 | M | FROST | 1000 | 40 | 18 |
| G9/25/CLEAR/HAL | HALOGEN CLEAR G9 | 25 | 240 | V | CLEAR | 160 | 40 | 18 |
| G9/25/FROST/HAL | HALOGEN FROST G9 | 25 | 240 | V | FROST | 175 | 40 | 18 |
| G9/40/CLEAR/HAL | HALOGEN CLEAR G9 | 40 | 240 | V | CLEAR | 375 | 40 | 18 |
| G9/40/FROST/HAL | HALOGEN FROST G9 | 40 | 240 | V | FROST | 370 | 40 | 18 |

▶ PRO-LITE

HALOGEN LAMPS

5,000h

OUTER BOX QTY



100

INNER BOX QTY

NO INNER BOX

OUTER BOX WEIGHT



10

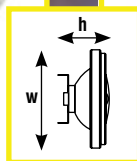
OUTER BOX DIMENSIONS (cm)



Energy



XENON ULTRA AR111 DISPLAY LAMPS



DESCRIPTION

5,000 hour long life xenon lamps save you money, as they are more cost effective than the halogen equivalents. Xenon gas means fewer lamp failures when exposed to vibration or a poor power supply. It features no UV output, therefore less fading of furnishings and artwork than a conventional halogen lamp. The light fittings will also last longer with fewer lamp changes.

TECHNICAL SPECIFICATION

| PRODUCT CODE | POWER (W) | VOLTAGE (V) | BEAM ANGLE | LAMP HEIGHT (mm) | LAMP WIDTH (mm) |
|-------------------|-----------|-------------|------------|------------------|-----------------|
| AR111/35W/4/PROL | 35 | 12 | 4° | 58 | 111 |
| AR111/35W/8/PROL | 35 | 12 | 8° | 58 | 111 |
| AR111/35W/24/PROL | 35 | 12 | 24° | 58 | 111 |
| AR111/35W/45/PROL | 35 | 12 | 45° | 58 | 111 |
| AR111/50W/4/PROL | 50 | 12 | 4° | 58 | 111 |
| AR111/50W/8/PROL | 50 | 12 | 8° | 58 | 111 |
| AR111/50W/24/PROL | 50 | 12 | 24° | 58 | 111 |
| AR111/50W/45/PROL | 50 | 12 | 45° | 58 | 111 |
| AR111/75W/4/PROL | 75 | 12 | 4° | 58 | 111 |
| AR111/75W/8/PROL | 75 | 12 | 8° | 58 | 111 |
| AR111/75W/24/PROL | 75 | 12 | 24° | 58 | 111 |
| AR111/75W/45/PROL | 75 | 12 | 45° | 58 | 111 |

COOL BACK DICHROIC LAMP

3,000h

OUTER BOX QTY



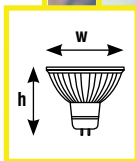
INNER BOX QTY



OUTER BOX WEIGHT




OUTER BOX DIMENSIONS (cm)



DESCRIPTION

Pro-Lite Ultra Cool and Coolback reflector lamps are designed to throw heat forwards not backwards. This is done through an aluminised reflector. The range is available with a black, silver or clear back. These 12V lamps are ideal for recessed ceiling and enclosed fitting applications where it is important to get heat away from the rear of the lamp. Available in standard halogen or long life xenon. This lamp is particularly suitable for use in fire rated fittings.



TECHNICAL SPECIFICATION - HALOGEN COOLBACK (3,000hrs)

| PRODUCT CODE | DESCRIPTION | POWER (W) | VOLTAGE (V) | BEAM ANGLE | FINISH | OUTER BOX DIMENSIONS (cm) | LAMP HEIGHT (mm) | LAMP WIDTH (mm) |
|---------------|-------------|-----------|-------------|------------|------------|---------------------------|------------------|-----------------|
| BAB-P-ALUM/CL | M269 | 20 | 12 | 36° | CLEAR BACK | 43.5 x 27 x 28.5 | 45 | 50 |
| FMW-P-ALUM/CL | M281 | 35 | 12 | 36° | CLEAR BACK | 43.5 x 27 x 28.5 | 45 | 50 |
| EXN-P-ALUM/CL | M258 | 50 | 12 | 38° | CLEAR BACK | 43.5 x 27 x 28.5 | 45 | 50 |
| FNV-P-ALUM/CL | M280 | 50 | 12 | 60° | CLEAR BACK | 43.5 x 27 x 28.5 | 45 | 50 |

TECHNICAL SPECIFICATION - XENON COOLBACK (5,000hrs)

| | | | | | | | | |
|------------------|------|----|----|-----|------------|------------------|----|----|
| BAB-P-M269/ULTRA | M269 | 20 | 12 | 36° | CLEAR BACK | 42.5 x 27 x 26.5 | 45 | 50 |
| FMW-P-M281/ULTRA | M281 | 35 | 12 | 36° | CLEAR BACK | 42.5 x 27 x 26.5 | 45 | 50 |
| EXZ-P-M250/ULTRA | M250 | 50 | 12 | 24° | CLEAR BACK | 42.5 x 27 x 26.5 | 45 | 50 |
| EXN-P-M258/ULTRA | M258 | 50 | 12 | 38° | CLEAR BACK | 42.5 x 27 x 26.5 | 45 | 50 |
| FNV-P/M280/ULTRA | M280 | 50 | 12 | 60° | CLEAR BACK | 42.5 x 27 x 26.5 | 45 | 50 |

▶ PRO-LITE

HALOGEN LAMPS

3,000h

OUTER BOX QTY



INNER BOX QTY



OUTER BOX WEIGHT

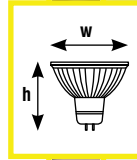


SEE TABLE

OUTER BOX DIMENSIONS (cm)



FIBRE OPTIC DICHOIRC LAMP



DESCRIPTION

The Fibre Optic range has been specially developed for novelty and seasonal fibre-optic products. Featuring an open front and a clear back, they give optimum light output for bright fibre-optics. Available as ø50mm MR16 or ø35mm MR11.



TECHNICAL SPECIFICATION

| PRODUCT CODE | POWER (W) | VOLTAGE (V) | BREAM ANGLE | OUTER BOX WEIGHT (Kg) | LAMP HEIGHT (mm) | LAMP WIDTH (mm) |
|--------------|-----------|-------------|-------------|-----------------------|------------------|-----------------|
| MR16/12V/10W | 20 | 12 | 12° | 9 | 45 | 50 |
| MR16/12V/15W | 15 | 12 | 12° | 9 | 45 | 50 |
| MR11/6V/5W | 5 | 6 | 12° | 4.8 | 34 | 35 |
| MR11/6V/10W | 10 | 6 | 12° | 4.8 | 34 | 35 |
| MR11/12V/5W | 5 | 12 | 12° | 4.8 | 34 | 35 |
| MR11/12V/10W | 10 | 12 | 12° | 4.8 | 34 | 35 |
| MR11/12V/15W | 15 | 12 | 12° | 4.8 | 34 | 35 |

MR8 DICHOIC REFLECTOR LAMP

10,000h

OUTER BOX QTY



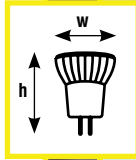
INNER BOX QTY



OUTER BOX WEIGHT



OUTER BOX DIMENSIONS (mm)



▶PRO-LITE

DESCRIPTION

MR8 Dichroic Lamps are ideal for use in confined spaces or applications where spot light is needed, with the lamps being as discrete as possible. Suitable uses include small display cabinets, window displays, jewellers etc.

TECHNICAL SPECIFICATION

| PRODUCT CODE | POWER (W) | VOLTAGE (V) | BEAM ANGLE | LAMP HEIGHT (mm) | LAMP WIDTH (mm) |
|----------------|-----------|-------------|------------|------------------|-----------------|
| MR8-C/12/5/21 | 5 | 12 | 21° | 35 | 25 |
| MR8-C/12/20/10 | 20 | 12 | 10° | 35 | 25 |
| MR8-C/12/20/21 | 20 | 12 | 21° | 35 | 25 |
| MR8-C/12/20/36 | 20 | 12 | 36° | 35 | 25 |
| MR8-C/12/35/13 | 35 | 12 | 13° | 35 | 25 |
| MR8-C/12/35/24 | 35 | 12 | 24° | 35 | 25 |
| MR8-C/12/35/36 | 35 | 12 | 36° | 35 | 25 |

HALOGEN LAMPS

4,000h

OUTER BOX QTY



SEE TABLE

INNER BOX QTY



SEE TABLE

OUTER BOX WEIGHT



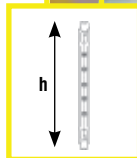
SEE TABLE

OUTER BOX DIMENSIONS (mm)



SEE TABLE

LINEAR HALOGEN K CLASS LAMPS



DESCRIPTION

Pro-Lite Plus double ended linear halogen lamps are produced using Triple Support Technology to provide extended life in comparison to other leading types. The filament incorporates extra supports across its length, providing a more stable and less volatile filament, therefore increasing overall lamp life. Ideal for use in rough-service applications, and in both interior uplights and external floodlights.

XENON LINEAR RANGE

TECHNICAL SPECIFICATION

| PRODUCT CODE | POWER (W) | VOLTAGE (V) | LAMP LENGTH (mm) | OUTER BOX QTY | INNER BOX QTY | OUTER BOX WEIGHT (kg) | OUTER BOX DIMENSIONS (mm) |
|------------------|-----------|-------------|------------------|---------------|---------------|-----------------------|---------------------------|
| KSP60W/240/ULTRA | 60 | 240 | 80 | 1000 | 100 | 11.2 | 62 x 22 x 51 |
| K14/240-ULTRA | 100 | 240 | 80 | 1000 | 100 | 11.2 | 67 x 22 x 51 |
| K12/240-ULTRA | 100 | 240 | 80 | 1000 | 100 | 11.2 | 67 x 22 x 51 |
| K7/240-ULTRA | 150 | 240 | 80 | 500 | 50 | 11.2 | 67 x 30 x 51 |
| K28/240-ULTRA | 150 | 240 | 118 | 500 | 50 | 8 | 67 x 30 x 26 |
| K11/240-ULTRA | 200 | 240 | 118 | 500 | 50 | 8 | 67 x 30 x 26 |
| K9/240-ULTRA | 300 | 240 | 118 | 500 | 50 | 8 | 67 x 30 x 26 |
| K1/240-ULTRA | 500 | 240 | 118 | 500 | 50 | 8 | 67 x 30 x 26 |

LINEAR HALOGEN K CLASS LAMPS

⌚ 2,000h

HALOGEN LINEAR RANGE



TECHNICAL SPECIFICATION

| PRODUCT CODE | POWER (W) | VOLTAGE (V) | LAMP LENGTH (mm) | OUTER BOX QTY | INNER BOX QTY | OUTER BOX WEIGHT (kg) | OUTER BOX DIMENSIONS (mm) |
|------------------|-----------|-------------|------------------|---------------|---------------|-----------------------|---------------------------|
| KSP60W/240/80MM | 60 | 240 | 80 | 1000 | 100 | 11.2 | 67 x 22 x 51 |
| KSP75W/240/80MM | 75 | 240 | 80 | 1000 | 100 | 11.2 | 67 x 22 x 51 |
| K14/110-PROPLUS | 100 | 110 | 80 | 1000 | 100 | 11.2 | 67 x 22 x 51 |
| K14/240-PROPLUS | 100 | 240 | 80 | 1000 | 100 | 11.2 | 67 x 22 x 51 |
| K7/110-PROPLUS | 100 | 110 | 118 | 500 | 50 | 8 | 67 x 30 x 26 |
| K7/240-PROPLUS | 100 | 240 | 118 | 500 | 50 | 8 | 67 x 30 x 26 |
| K12/110-PROPLUS | 150 | 110 | 80 | 1000 | 100 | 11.2 | 67 x 22 x 51 |
| K12/240-PROPLUS | 150 | 240 | 80 | 1000 | 100 | 11.2 | 67 x 22 x 51 |
| K28/110-PROPLUS | 150 | 110 | 118 | 500 | 50 | 8 | 67 x 30 x 26 |
| K28/240-PROPLUS | 150 | 240 | 118 | 500 | 50 | 8 | 67 x 30 x 26 |
| K27/240V | 200 | 240 | 80 | 1000 | 100 | 11.2 | 67 x 22 x 51 |
| K11/24-28PROPLUS | 200 | 28 | 118 | 500 | 50 | 8 | 67 x 30 x 26 |
| K11/110-PROPLUS | 200 | 110 | 118 | 500 | 50 | 8 | 67 x 30 x 26 |
| K11/240-PROPLUS | 200 | 240 | 118 | 500 | 50 | 8 | 67 x 30 x 26 |
| K15/110V-PROPLUS | 250 | 110 | 80 | 1000 | 100 | 11.2 | 67 x 22 x 51 |
| K15/240-PROPLUS | 250 | 240 | 80 | 1000 | 100 | 11.2 | 67 x 22 x 51 |
| K9/110V-PROPLUS | 300 | 110 | 118 | 500 | 50 | 8 | 67 x 30 x 26 |
| K9/240-PROPLUS | 300 | 240 | 118 | 500 | 50 | 8 | 67 x 30 x 26 |
| K1/110-PROPLUS | 500 | 110 | 118 | 500 | 50 | 9 | 67 x 30 x 26 |
| K1/240-PROPLUS | 500 | 240 | 118 | 500 | 50 | 9 | 67 x 30 x 26 |
| K3/110-PROPLUS | 750 | 110 | 189 | 500 | 50 | 14.2 | 67 x 23 x 51 |
| K3/240-PROPLUS | 750 | 240 | 189 | 500 | 50 | 14.2 | 67 x 23 x 51 |
| K4/110-PROPLUS | 1000 | 110 | 189 | 500 | 50 | 14.2 | 67 x 23 x 51 |
| K4/240-PROPLUS | 1000 | 240 | 189 | 500 | 50 | 14.2 | 67 x 23 x 51 |
| K10/110-PROLITE | 1000 | 110 | 189 | 500 | 50 | 14.2 | 67 x 23 x 51 |
| K10/240-PROPLUS | 1000 | 240 | 254 | 500 | 50 | 17 | 67 x 23 x 51 |
| K5/110-PROPLUS | 1500 | 110 | 254 | 500 | 50 | 17 | 67 x 23 x 51 |
| K5/240-PROPLUS | 1500 | 240 | 254 | 500 | 50 | 17 | 67 x 23 x 51 |
| K8/240V/2000W | 2000 | 240 | 333 | 500 | 50 | 28 | 68 x 39 x 51 |

▶ PRO-LITE

HALOGEN LAMPS

20,000h

OUTER BOX QTY



INNER BOX QTY



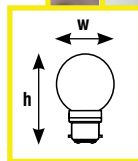
OUTER BOX WEIGHT



OUTER BOX DIMENSIONS (cm)



LED GOLF BALL



DESCRIPTION

An LED direct replacement to the golf ball lamp, offering outstanding lamp life and efficiency. The range includes white, coloured and colour changing golf balls. Using just 0.3W of power these lamps have very low power consumption (Use 50 times less energy than the average incandescent). They are ideal for festoon lighting, inaccessible areas and applications where long lamp life is essential. The fixed colour LED golf balls are exactly the same dimensions as a standard 45mm golf ball.

- Low power consumption of 0.3W
- Operating temperature range: -30°C to 85°C
- Current: 20mA



TECHNICAL SPECIFICATION

| PRODUCT CODE | POWER (W) | VOLTAGE (V) | CAP TYPE | COLOUR | LUMENS | LAMP HEIGHT (mm) | LAMP WIDTH (mm) |
|------------------|-----------|-------------|----------|---------|--------|------------------|-----------------|
| GOLF/LED/CHANGER | 0.3 | 240 | BC | VARIOUS | N/A | 79 | 45 |
| GOLF/LED/CHAN/ES | 0.3 | 240 | ES | VARIOUS | N/A | 79 | 45 |
| GOLF/LED/BC/WHIT | 0.3 | 240 | BC | WHITE | 8 | 66 | 45 |
| GOLF/LED/BC/YELL | 0.3 | 240 | BC | YELLOW | 2.1 | 66 | 45 |
| GOLF/LED/BC/BLUE | 0.3 | 240 | BC | BLUE | 2.3 | 66 | 45 |
| GOLF/LED/BC/RED | 0.3 | 240 | BC | RED | 2.2 | 66 | 45 |
| GOLF/LED/BC/GRN | 0.3 | 240 | BC | GREEN | 5.5 | 66 | 45 |

DIOTRONIC GU10 LED CLUSTER LAMPS

20,000h

OUTER BOX QTY



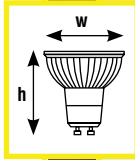
INNER BOX QTY



OUTER BOX WEIGHT



OUTER BOX DIMENSIONS (cm)



LED LAMPS

▶ PRO-LITE

DESCRIPTION

Pro-Lite offer a comprehensive range of GU10 multi-point (cluster) LED lamps. All lamps are a like for like direct retrofit to existing halogen style lighting. They are available in a range of colours including ultra violet. Also available is a colour changing lamp which fades through red, green and blue to give a dramatic coloured light. Colour changing lamps automatically synchronize with all lamps on the same power supply. Ideal as 'fit and forget' or night lights.

TECHNICAL SPECIFICATION

| PRODUCT CODE | POWER (W) | VOLTAGE (V) | COLOUR | LAMP HEIGHT (mm) | LAMP WIDTH (mm) |
|------------------|-----------|-------------|--------------|------------------|-----------------|
| GU10/LED/BLUE | 1.8 | 240 | BLUE | 57 | 50 |
| GU10/LED/GREEN | 1.8 | 240 | GREEN | 57 | 50 |
| GU10/LED/MAGENTA | 1.8 | 240 | MAGENTA | 57 | 50 |
| GU10/LED/ORANGE | 1.8 | 240 | ORANGE | 57 | 50 |
| GU10/LED/RED | 1.8 | 240 | RED | 57 | 50 |
| GU10/LED/UV | 1.8 | 240 | ULTRA VIOLET | 57 | 50 |
| GU10/LED/WHITE | 1.8 | 240 | WHITE | 57 | 50 |
| GU10/LED/CHANGER | 1.8 | 240 | VARIOUS | 57 | 50 |

30,000h

OUTER BOX QTY



INNER BOX QTY



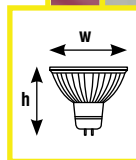
OUTER BOX WEIGHT



OUTER BOX DIMENSIONS (cm)



DIOTRONIC MR16 LED CLUSTER LAMPS



DESCRIPTION

Pro-Lite offer a comprehensive range of MR16 12V multi-point (cluster) LED lamps. All lamps are a like for like direct retrofit to existing halogen style lighting. They are available in a range of colours including ultra violet. Also available is a colour changing lamp which fades through red, green and blue to give a dramatic coloured light. Colour changing lamps automatically synchronise with all lamps on the same power supply. Ideal as 'fit and forget' or night lights.

TECHNICAL SPECIFICATION

| PRODUCT CODE | POWER (W) | VOLTAGE (V) | COLOUR | LAMP HEIGHT (mm) | LAMP WIDTH (mm) |
|------------------|-----------|-------------|--------------|------------------|-----------------|
| MR16/LED/BLUE | 1.8 | 12 | BLUE | 48 | 50 |
| MR16/LED/GREEN | 1.8 | 12 | GREEN | 48 | 50 |
| MR16/LED/MAGENTA | 1.8 | 12 | MAGENTA | 48 | 50 |
| MR16/LED/ORANGE | 1.8 | 12 | ORANGE | 48 | 50 |
| MR16/LED/RED | 1.8 | 12 | RED | 48 | 50 |
| MR16/LED/UV | 1.8 | 12 | ULTRA VIOLET | 48 | 50 |
| MR16/LED/WHITE | 1.8 | 12 | WHITE | 48 | 50 |
| MR16/LED/RGB/0.5 | 1.8 | 12 | VARIOUS | 48 | 50 |

DIOTRONIC MR11 LED CLUSTER LAMPS

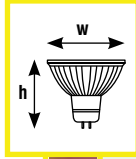
20,000h

OUTER BOX QTY
400

INNER BOX QTY
20

OUTER BOX WEIGHT
Kg
10

OUTER BOX DIMENSIONS (cm)
41.4
28.8
29



LED LAMPS

▶ PRO-LITE

DESCRIPTION

Pro-Lite offer a comprehensive range of MR11 12V multi-point (cluster) LED lamps. All lamps are a like for like direct retrofit to existing halogen style lighting. They are available in a range of colours including ultra violet. The white lamp has a 10,000 hour life span while the colours have double that at 20,000 hours. Ideal as 'fit and forget' or night lights.

TECHNICAL SPECIFICATION

| PRODUCT CODE | POWER (W) | VOLTAGE (V) | CLOUR | LAMP HEIGHT (mm) | LAMP WIDTH (mm) |
|------------------|-----------|-------------|--------------|------------------|-----------------|
| MR11/LED/BLUE | 0.54 | 12 | BLUE | 35 | 35 |
| MR11/LED/GREEN | 0.54 | 12 | GREEN | 35 | 35 |
| MR11/LED/MAGENTA | 0.54 | 12 | MAGENTA | 35 | 35 |
| MR11/LED/ORANGE | 0.54 | 12 | ORANGE | 35 | 35 |
| MR11/LED/RED | 0.54 | 12 | RED | 35 | 35 |
| MR11/LED/UV | 0.54 | 12 | ULTRA VIOLET | 35 | 35 |
| MR11/LED/WHITE | 0.54 | 12 | WHITE | 35 | 35 |

50,000h

OUTER BOX QTY



INNER BOX QTY



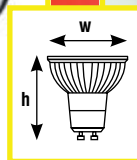
OUTER BOX WEIGHT



OUTER BOX DIMENSIONS (cm)



SINGLE SOURCE LED LAMPS



DESCRIPTION

L.E.D. lamps are in a very rapid state of development with new and exciting products being developed all the time. Pro-Lite are at the forefront of this development with many new products available. Below is a limited selection of retrofit style lamps. These lamps offer the benefits of:

- No heat, ideal for display and merchandising applications
- Low power, reduces power bills and your carbon footprint
- Ultra long life, low maintenance reductions give great cost savings
- True colour effects - pure colours and blending options open up new markets and possibilities

Pro-Lite combines the LED technology with precision optics and microprocessor electronics. When fitted to contemporary and retro-fit enclosures, the Pro-Lite L.E.D. now offers a true alternative light source. Pro-Lite LED offers a light to look with rather than a light to look at.

TECHNICAL SPECIFICATION

| PRODUCT CODE | POWER (W) | VOLTAGE (V) | COLOURS AVAILABLE ** | NUMBER OF LED'S | LAMP HEIGHT (mm) | LAMP WIDTH (mm) |
|------------------|-----------|-------------|-------------------------------|-----------------|------------------|-----------------|
| GU10/LED1W/** | 1 | 240 | WHITE/WW/BLUE/GREEN/RED | 1 | 56 | 50 |
| GU10/LED3W/** | 3 | 240 | WHITE/WW/BLUE/GREEN/RED | 1 | 56 | 50 |
| GU10/LED/4W/** | 4 | 240 | WHITE/WW/BLUE/GREEN/RED/AMBER | 1 | 56 | 50 |
| GU10/LED/3X1W/** | 3 | 240 | WHITE/WW | 3 | 56 | 50 |
| MR16/LED/4W/** | 4 | 12 | WHITE/WW/BLUE/GREEN/RED | 1 | 56 | 50 |

SURFACE MOUNT LED STRIP



DESCRIPTION

Self adhesive ultra high output LED strip lighting. Driven from appropriately sized 12V DC LED drivers the SLED range is very simple to install and commission. The system allows for frequent cut points at 50mm intervals along the length of the strip. Power is then provided at the adjacent connection point. Different colours can also be combined. The ideal way to solve both decorative and practical lighting solutions. Available in kit form and as complete reels.

TECHNICAL SPECIFICATION

| PRODUCT CODE | POWER (W) PER LED | VOLTAGE (V) | COLOUR | LED SEPARATION DISTANCE | SURFACE ILLUMINATION |
|---------------|-------------------|-------------|------------|-------------------------|----------------------|
| LEDSS360/5/R | 0.08 | 12 | RED | 15mm | 3300 LUX |
| LEDSS360/5/Y | 0.08 | 12 | YELLOW | 15mm | 2500 LUX |
| LEDSS360/5/B | 0.08 | 12 | BLUE | 15mm | 7000 LUX |
| LEDSS360/5/G | 0.08 | 12 | GREEN | 15mm | 8000 LUX |
| LEDSS360/5/W | 0.08 | 12 | WHITE | 15mm | 10000 LUX |
| LEDSS360/5/WW | 0.08 | 12 | WARM WHITE | 15mm | 10000 LUX |

2,000h

OUTER BOX QTY
200

INNER BOX QTY
25

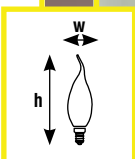
OUTER BOX WEIGHT
Kg
25

OUTER BOX DIMENSIONS (cm)
41.5
23.5

Energy

BOHEMIAN CANDLE LAMPS

INCANDESCENT LAMPS



DESCRIPTION

The Bohemian candle lamp makes ordinary light fittings decorative, and particularly enhances chandeliers and other decorative ceiling, wall, or floor standing luminaires.

| PRODUCT CODE | POWER (W) | VOLTAGE (V) | CAP TYPE | LUMENS | FINISH | LAMP HEIGHT (mm) | LAMP WIDTH (mm) |
|------------------|-----------|-------------|----------|--------|--------|------------------|-----------------|
| BOH25W/BC/CL | 25 | 240 | BC | 200 | CLEAR | 119 | 35 |
| BOH25W/BC/FROST | 25 | 240 | BC | 180 | FROST | 119 | 35 |
| BOH25W/SBC/CL | 25 | 240 | SBC | 200 | CLEAR | 119 | 35 |
| BOH25W/SBC/FROST | 25 | 240 | SBC | 180 | FROST | 119 | 35 |
| BOH25W/SES/CL | 25 | 240 | SES | 200 | CLEAR | 119 | 35 |
| BOH25W/SES/FROST | 25 | 240 | SES | 180 | FROST | 119 | 35 |
| BOH40W/BC/CL | 40 | 240 | BC | 400 | CLEAR | 119 | 35 |
| BOH40W/BC/FROST | 40 | 240 | BC | 360 | FROST | 119 | 35 |
| BOH40W/SBC/CL | 40 | 240 | SBC | 400 | CLEAR | 119 | 35 |
| BOH40W/SBC/FROST | 40 | 240 | SBC | 360 | FROST | 119 | 35 |
| BOH40W/SES/CL | 40 | 240 | SES | 400 | CLEAR | 119 | 35 |
| BOH40W/SES/FROST | 40 | 240 | SES | 360 | FROST | 119 | 35 |
| BOH60W/BC/CL | 60 | 240 | BC | 660 | CLEAR | 119 | 35 |
| BOH60W/BC/FROST | 60 | 240 | BC | 600 | FROST | 119 | 35 |
| BOH60W/SBC/CL | 60 | 240 | SBC | 660 | CLEAR | 119 | 35 |
| BOH60W/SBC/FROST | 60 | 240 | SBC | 600 | FROST | 119 | 35 |
| BOH60W/SES/CL | 60 | 240 | SES | 660 | CLEAR | 119 | 35 |
| BOH60W/SES/FROST | 60 | 240 | SES | 600 | FROST | 119 | 35 |

▶IPRO-LITE

FLICKER CANDLE LAMPS

1,000h

OUTER BOX QTY



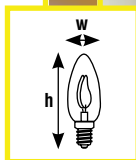
INNER BOX QTY



OUTER BOX WEIGHT



OUTER BOX DIMENSIONS (mm)



DESCRIPTION

The decorative flicker-flame candle lamp is perfect for luminaires in which the stylish and traditional design of the lamp is clearly visible. Ideal for the home, hotels, pubs, restaurants and museums.

| PRODUCT CODE | POWER (W) | VOLTAGE (V) | CAP TYPE | LUMENS | FINISH | LAMP HEIGHT (mm) | LAMP WIDTH (mm) |
|--------------|-----------|-------------|----------|--------|--------|------------------|-----------------|
| FLC/3W/BA15D | 3 | 240 | SBC | 15 | CLEAR | 95 | 32 |
| FLC/3W/BC | 3 | 240 | BC | 15 | CLEAR | 95 | 32 |
| FLC/3W/E14 | 3 | 240 | SES | 15 | CLEAR | 95 | 32 |
| FLC/3W/ES | 3 | 240 | ES | 15 | CLEAR | 95 | 32 |

► PRO-LITE

four seasons

Colour Torch

OUTDOOR AMBIENT LIGHTING SYSTEM

DESIGNED LIGHTING PRODUCTS



Outdoor lighting set designed to blend into garden colour schemes. Manufactured from stainless steel with opaque luminaires illuminated via colour changing Light Emitting Diodes (LEDs). Programmed, fixed or changing colours can be selected by remote control or the fixed in-line controller.



- Colour changing
- Remote control
- Programmable
- Brushed steel lamps

SYSTEM CONTENTS

- ① 4 x LED colour changing torch bodies
- ② 4 x Ground spikes for torch bodies
- ③ 1 x Remote control hand set
- ④ 1 x Main system harness
- ⑤ 1 x Power supply 240V
- ⑥ 1 x Remote receiver



Product Code: PLK/FSCT

► PRO-LITE

▶ PRO-LITE

four seasons



OUTDOOR AMBIENT LIGHTING SYSTEM

Rich & Vivid Lighting hues Designed for Indoor and Outdoor Applications.

SYSTEM INCLUDES

- Polycarbonate precision optic projector
- Toughened Glass Lens
- 2 x Ground Pegs
- Floor Stand
- Flat surface mounting holes
- Vivid colour Longlife Low Energy interchangeable Light Source

ENERGY SAVING

- Low temperature
- Safe operation
- Interchangeable
- Light weight
- White lamp available

- Garden Lighting
- Mood Lighting
- Event Lighting
- Wall Wash uplighting / downlighting
- Indoor Lighting
- Party Lighting

Product Code: PLK/FSUL



SPRING

SUMMER

AUTUMN

WINTER

ULTRA STAR PROGRAMMABLE LED



DESCRIPTION

The Ultra Star is an ultra flexible, ultra easy to fit, ultra bright colour diode changing system. The Ultra Star can be set up as individual fittings or in lighting sets to give dramatic architectural lighting effects. Via an infra-red controller, the Ultra Star can select from 16 pre-set colours or be allowed to transform through an infinite number of shades and hues in a variety of ways. This unit needs no separate wiring and set up installation is as easy as changing a bulb! All lamps are controlled via the in-built infra-red controller in each lamp and remote control. Lamps are available as individual items in 12V or 240V forms, or complete kit forms with the remote control. Pro-Lite also offer a limited Master – Slave system where a lamp acts as the signal receiver and all connected lights follow.

TECHNICAL SPECIFICATION

| PRODUCT CODE | DESCRIPTION |
|------------------|--|
| GU10/LED/3W/2KIT | KIT CONTAINING 2 GU10 LAMPS & 1 INFRA-RED REMOTE CONTROL |
| GU10/LED/3W/4KIT | KIT CONTAINING 4 GU10 LAMPS & 1 INFRA-RED REMOTE CONTROL |
| MR16LEDRGB2KIT | KIT CONTAINING 2 MR16 LAMPS & 1 INFRA-RED REMOTE CONTROL |
| MR16LEDRGB4KIT | KIT CONTAINING 4 MR16 LAMPS & 1 INFRA-RED REMOTE CONTROL |
| GU10/LED/3W/RGB | SINGLE ULTRA STAR LAMP, 240V 3W GU10 BASE |
| MR16/LED/3W/RGB | SINGLE ULTRA STAR LAMP, 12V 3W MR16 BASE |
| MR16LEDREMOTE | REMOTE CONTROL UNIT (WORKS ON ALL LAMP TYPES) |

SUPALITE POWER STAR LED HEAD TORCH



DESCRIPTION

Rechargeable / Primary Cell Head Torch, with a single 1W LED daylight 6400K white beam.

FEATURES

- Quality comfort elasticated head strap
- Machined aluminium head stock
- Telescopic cable adjustment
- Hard hat support clips
- Even light spread, no dark spots
- Professional quality lens optics
- Construction – Machined aluminium
Engineered polymer
Quality comfort strap
- Compact design – Head is only 31mm diameter
- Light weight

PRODUCT CODE: SL04/LED1W



DESCRIPTION

Rugged rechargeable professional hand lantern. Manufactured from shock resistant polythene the SL/RS250 hand torch is a cost effective solution to professional lighting requirements. The 600 meter beam cuts through darkness in all weathers, lasting 4 hours per charge. The compact light weight unit can be left on charge in readiness for use time after time.

The SL/RS250 kit comes complete with:

- Fully automatic multi-stage charger
- Vehicle top-up charger
- Carry strap

FEATURES

- The unit features low battery protection and automatic shut down to protect battery life
- Electronic non contact solid state switch to eliminate faults
- Soft start lamp circuits for extended lamp life
- Sealed zero maintenance battery
- Xenon high efficiency lamp
- Duration of 4 hours
- Weight 1Kg
- Dimensions 190 x 115 x 115mm
- Voltage 6V
- Output 100,000 candle power

PRODUCT CODE: SL/RS250MK2

PRO-COLOUR METAL HALIDE LAMPS



DESCRIPTION

Metal Halide lamps are ideal to enhance indoor and outdoor features such as water, foliage, architectural highlights, theme parks and hotels. They are also excellent for exhibition stand lighting and corporate lighting displays.

| PRODUCT CODE | DESCRIPTION | COLOUR | CAP |
|----------------|---|---------|-----|
| MH70DEGREEN | 70W R7s DOUBLE ENDED 45 DEGREE BURN POSITION | GREEN | R7s |
| MH70DERED | 70W R7s DOUBLE ENDED 45 DEGREE BURN POSITION | RED | R7s |
| MH70DEBLUE | 70W R7s DOUBLE ENDED 45 DEGREE BURN POSITION | BLUE | R7s |
| MH70DEMAGENTA | 70W R7s DOUBLE ENDED 45 DEGREE BURN POSITION | MAGENTA | R7s |
| MH150DEGREEN | 150W R7s DOUBLE ENDED 45 DEGREE BURN POSITION | GREEN | R7s |
| MH150DERED | 150W R7s DOUBLE ENDED 45 DEGREE BURN POSITION | RED | R7s |
| MH150DEBLUE | 150W R7s DOUBLE ENDED 45 DEGREE BURN POSITION | BLUE | R7s |
| MH150DEMAGENTA | 150W R7s DOUBLE ENDED 45 DEGREE BURN POSITION | MAGENTA | R7s |
| MH250SEGREEN | 250W E40 SINGLE ENDED UNIVERSAL BURN POSITION | GREEN | E40 |
| MH250SERED | 250W E40 SINGLE ENDED UNIVERSAL BURN POSITION | RED | E40 |
| MH250SEBLUE | 250W E40 SINGLE ENDED UNIVERSAL BURN POSITION | BLUE | E40 |
| MH250SEMAGENTA | 250W E40 SINGLE ENDED UNIVERSAL BURN POSITION | MAGENTA | E40 |
| MH400SEGREEN | 400W E40 SINGLE ENDED UNIVERSAL BURN POSITION | GREEN | E40 |
| MH400SERED | 400W E40 SINGLE ENDED UNIVERSAL BURN POSITION | RED | E40 |
| MH400SEBLUE | 400W E40 SINGLE ENDED UNIVERSAL BURN POSITION | BLUE | E40 |
| MH400SEMAGENTA | 400W E40 SINGLE ENDED UNIVERSAL BURN POSITION | MAGENTA | E40 |



TRANSFORMER FEATURES

- Dimmable
- Highly efficient
- EMC approved
- Short circuit, over-load and surge protected
- Thermal cut-off
- RoSH compliant
- Ambient temperature Ta. Max: 40°C
- Case temperature Tc. Max: 65°C

LED DRIVER FEATURES

- IP20 independent ballast, for indoor use
- Class II protection against electric shock following direct or indirect contact
- Cables on primary and secondary circuits for connection
- Reduced compact size
- The ballast can be secured by means of threaded slots
- Protects:
 - against overheating and short circuits
 - against mains voltage spikes
 - against overloads

TECHNICAL SPECIFICATION

| PRODUCT CODE | INPUT | CURRENT | OUTPUT | USAGE | IP RATING |
|------------------|---------------|---------|--------|--------|-----------|
| TRANS-60VA/PROL | 220-240V 50HZ | 0.27A | 11.6V | INDOOR | IP20 |
| TRANS-105VA/PROL | 220-240V 50HZ | 0.40A | 11.6V | INDOOR | IP20 |
| TRANS-150VA/PROL | 220-240V 50HZ | 0.625A | 11.6V | INDOOR | IP20 |
| TRANS-200VA/PROL | 220-240V 50HZ | 0.85A | 11.6V | INDOOR | IP20 |
| LED/DR/12V/10W | 220-240V 50HZ | 0.93A | 12V | INDOOR | IP20 |

HALOGEN IRK HEAT LAMPS



DESCRIPTION

Replacement lamps for infra red heaters and drying applications. Halogen heater lamps for catering applications. A comprehensive range is available encompassing lamps from 118mm 300W to 300mm 2000W. A selection of the most common heating and catering lamps are shown below.

Lamps are available in a variety of outputs with various finishes including clear / satin / ruby gold and ruby red. Equivalents to all manufacturers are available.

| PRODUCT CODE | DESCRIPTION | POWER (W) | VOLTAGE (V) | CAP TYPE | COLOUR | LAMP HEIGHT (mm) |
|-----------------------|------------------------|-----------|-------------|----------|--------|------------------|
| HEATING LAMPS | | | | | | |
| INF641214R7S | SLIM LAMP PUSH FIT | 1400 | 120 | R7S | RUBY | 350 |
| INF6412143SFL | SLIM LAMP FLY LEADS | 1400 | 120 | SK15 | RUBY | 350 |
| INF642413R7S | SLIM LAMP PUSH FIT | 1300 | 240 | R7S | RUBY | 254 |
| INF642414R7S | SLIM LAMP PUSH FIT | 1400 | 240 | R7S | RUBY | 350 |
| INF642414SFL | SLIM LAMP FLY LEADS | 1400 | 240 | SK15 | RUBY | 350 |
| INF6424-143L | SLIM LAMP FLY LEADS | 1400 | 240 | SK15 | RUBY | 350 |
| CATERING LAMPS | | | | | | |
| INF6424-300CIR | SLIM LAMP PUSH FIT | 300 | 240 | R7S | CLEAR | 118 |
| INF6424-300JKT | JACKETED LAMP PUSH FIT | 300 | 240 | R7S | CLEAR | 118 |



PRO-LITE IS A DIVISION OF



RITELITE
(SYSTEMS) LTD

MEADOW PARK
BOURNE ROAD
ESSENDINE
STAMFORD
LINCOLNSHIRE
PE9 4LT
ENGLAND

TEL: +44 (0) 1780 758590

FAX: +44 (0) 1780 765700

sales@prolite-lamps.co.uk

All content © Ritelite (Systems) Ltd. All rights reserved. All details are believed to be correct at the time of print, and are subject to change without notice. Errors and omissions excepted.

www.prolite-lamps.co.uk