

# High power chip sensor, side view type

## SIM-012SB

The SIM-012SB is ultra small size and high power chip sensor. Original technology, original structure and original Optical design enable to use Automatic mounting machine, Reflow, ultra small size, High power.

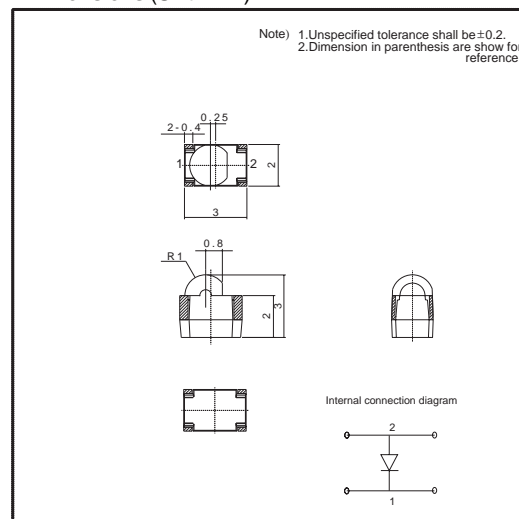
### ●Applications

Optical control equipment  
Light source for remote control devices

### ●Features

- 1) High power by  $\phi 2$  lenze.
- 2) Emitting pore can have 7time high power then substruk type with parabola structure.
- 3) Ultra -compact surface mount package.  
(3mmx3mmx2mm)
- 4) It is possible to do Reflow.

### ●Dimensions (Unit : mm)



### ●Absolute maximum ratings (Ta=25°C)

Parameter	Symbol	Limits	Unit
Forward current	$I_F$	40	mA
Reverse voltage	$V_R$	5	V
Power dissipation	$P_D$	60	mW
Pulse forward current	$I_{FP}^*$	0.5	A
Operating temperature	$T_{opr}$	-30~+85	°C
Storage temperature	$T_{stg}$	-40~+100	°C

\* Pulse width=0.1msec, duty ratio 1%

Sensors

●Electrical and optical characteristics (Ta=25°C)

Parameter	Symbol	Min.	Typ.	Max.	Unit	Conditions
Optical output	P <sub>O</sub>	-	3.5	-	mW	I <sub>F</sub> =20mA
Emitting strength	I <sub>E</sub>	0.9	-	7.1	mW/sr	I <sub>F</sub> =20mA
Forward voltage	V <sub>F</sub>	-	1.2	1.5	V	I <sub>F</sub> =20mA
Reverse current	I <sub>R</sub>	-	-	10	μA	V <sub>R</sub> =3V
Peak light emitting wavelength	λ <sub>P</sub>	-	950	-	nm	I <sub>F</sub> =20mA
Spectral line half width	Δλ	-	40	-	nm	I <sub>F</sub> =20mA
Half-viewing angle	θ <sub>1/2</sub>	-	±12	-	deg	I <sub>F</sub> =20mA
Response time	tr·tf	-	1.0	-	μs	I <sub>F</sub> =20mA
Cut-off frequency	f <sub>c</sub>	-	1.0	-	MHz	I <sub>F</sub> =20mA

●Electrical and optical characteristic curves

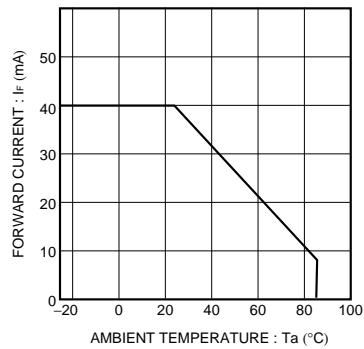


Fig.1 Forward current falloff

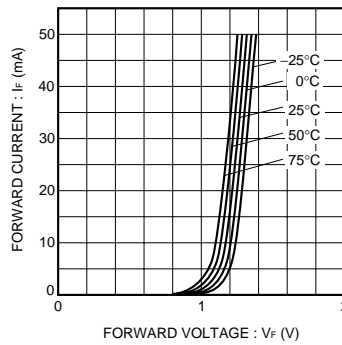


Fig.2 Forward current vs. forward voltage

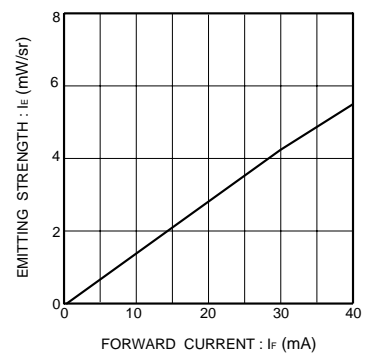


Fig.3 Emitting strength vs. forward current

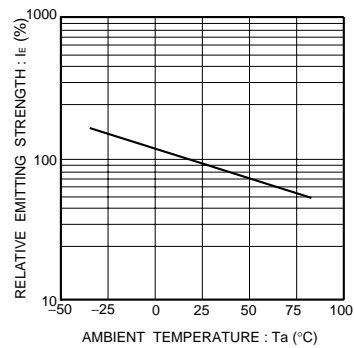


Fig.4 Relative emitting strength vs.ambient temperature

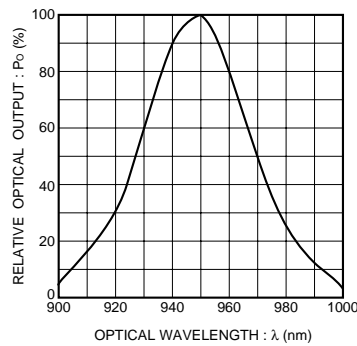


Fig.5 Wavelength

Sensors

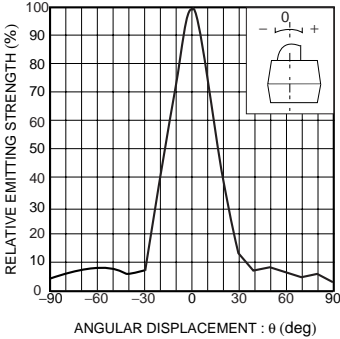


Fig.6 Directional pattern(1)

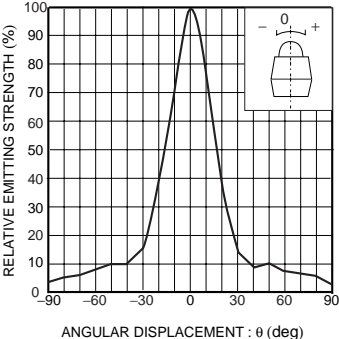


Fig.7 Directional pattern(2)

### Notes

- No technical content pages of this document may be reproduced in any form or transmitted by any means without prior permission of ROHM CO.,LTD.
- The contents described herein are subject to change without notice. The specifications for the product described in this document are for reference only. Upon actual use, therefore, please request that specifications to be separately delivered.
- Application circuit diagrams and circuit constants contained herein are shown as examples of standard use and operation. Please pay careful attention to the peripheral conditions when designing circuits and deciding upon circuit constants in the set.
- Any data, including, but not limited to application circuit diagrams information, described herein are intended only as illustrations of such devices and not as the specifications for such devices. ROHM CO.,LTD. disclaims any warranty that any use of such devices shall be free from infringement of any third party's intellectual property rights or other proprietary rights, and further, assumes no liability of whatsoever nature in the event of any such infringement, or arising from or connected with or related to the use of such devices.
- Upon the sale of any such devices, other than for buyer's right to use such devices itself, resell or otherwise dispose of the same, no express or implied right or license to practice or commercially exploit any intellectual property rights or other proprietary rights owned or controlled by
- ROHM CO., LTD. is granted to any such buyer.
- Products listed in this document are no antiradiation design.

The products listed in this document are designed to be used with ordinary electronic equipment or devices (such as audio visual equipment, office-automation equipment, communications devices, electrical appliances and electronic toys).

Should you intend to use these products with equipment or devices which require an extremely high level of reliability and the malfunction of which would directly endanger human life (such as medical instruments, transportation equipment, aerospace machinery, nuclear-reactor controllers, fuel controllers and other safety devices), please be sure to consult with our sales representative in advance.

#### About Export Control Order in Japan

Products described herein are the objects of controlled goods in Annex 1 (Item 16) of Export Trade Control Order in Japan.

In case of export from Japan, please confirm if it applies to "objective" criteria or an "informed" (by MITI clause) on the basis of "catch all controls for Non-Proliferation of Weapons of Mass Destruction.