

PROFESSIONAL LED INDICATORS Ø8.5mm Mounting

FEATURES



665 SERIES

PACK QUANTITY = 10 PIECES

- Hard black anodised aluminium housing
- Short body length is ideal for portable equipment
- Unique hexagon bezel to aid mounting to panel
- Unique PTFE mounting/panel seal
- Sealed to IP68 (10psi) to BS5420
- Suitable for high vibration applications
- Ideal for marine applications

SPECIFICATION

Ordering Information & Typical Technical Characteristics (Ta = 25°C)

Mean Time Between Failure = 100,000 Hours. Luminous intensity figures refer to the unmodified discrete LED.

PART NUMBER	COLOUR	LENS	VOLTAGE DC (Vdc) Vopr	CURRENT DC (mA) Iopr	LUMINOUS INTENSITY Iv@20mA (mcd)	WAVE LENGTH λp (nm)	OPERATING TEMP Topr	STORAGE TEMP Tstg	
HIGH INTENSITY									
665-501-04-50	Red	Colour Diffused	2.0	20	11000	643	-40 ~ +95^	-40 ~ +100	Yes
665-521-04-50	Yellow	Colour Diffused	2.1	20	16000	591	-40 ~ +95^	-40 ~ +100	Yes
665-532-04-50	Green	Colour Diffused	3.4	20	23000	527	-40 ~ +95^	-40 ~ +100	Yes
665-930-04-50	Blue	Colour Diffused	3.4	20	7000	470	-40 ~ +95^	-40 ~ +100	Yes
665-997-04-50	Cool White	Colour Diffused	3.4	20	14000	*see below	-40 ~ +95^	-40 ~ +100	Yes
UNITS			Vdc	mA	mcd	nm	°C	°C	

^ = Products must be derated according to the derating information. Each derating graph refers to specific LEDs.

Appropriate LED numbers shown - Refer to page 3

997F-C	*Typical emission colour cool white			
x	0.245	0.361	0.356	0.264
y	0.229	0.385	0.351	0.220

Intensities (Iv) and colour shades of white (x,y co-ordinates) may vary between LEDs within a batch.

How to Order:

website: www.marl.co.uk • email: sales@marl.co.uk •

• Telephone +44 (0)1229 582430 • Fax: +44 (0)1229 585155

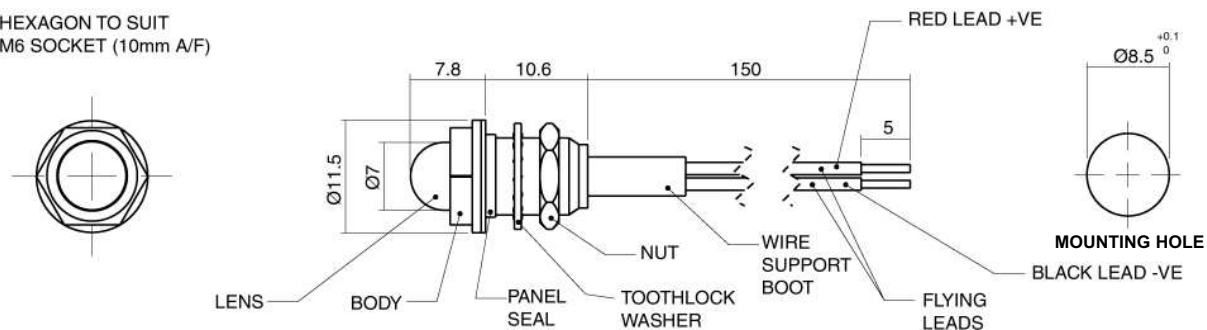
The information contained in this datasheet does not constitute part of any order or contract and should not be regarded as a representation relating to either products or service. Marl International reserve the right to alter without notice the specification or any conditions of supply for products or service.



BS EN ISO 9001:2000
Approved Manufacturer

665 Series

HEXAGON TO SUIT
M6 SOCKET (10mm A/F)



Dimensions in mm (Typical)
Not to scale

Mounting hole to be clean and burr free

MATERIALS

Body:	Hard Black Anodised Aluminium. Anodised to Def Stan 03/26 50microns	
Nut:	Bright Nickel Plated Brass	
Panel Seal:	PTFE	
Fresnel lens:	Polycarbonate	
Encapsulation:	PC5430 resin	
Lock Washer:	Spring Steel	Termination Wires: Def Stan61/12, Part 18 chemical and flame retardent.

TECHNICAL CHARACTERISTICS

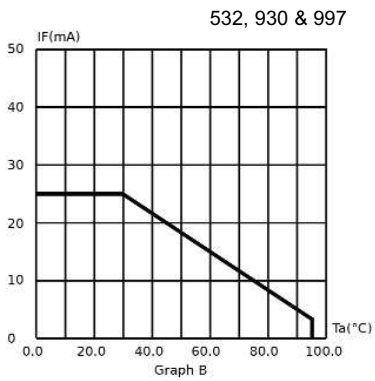
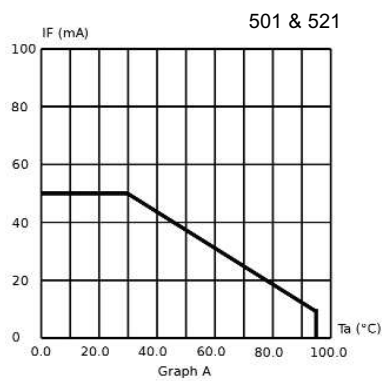
SERIES	MAXIMUM POWER DISSIPATION	MAXIMUM REVERSE VOLTAGE	PANEL CUTOUT	NUT MOUNTING TORQUE	MINIMUM MOUNTING CENTRES	MIN/MAX. PANEL THICKNESS
665	75	3	8.5	1.0	x,y = 14.5	1.5-5.0
	mW	Vdc	mm	Nm	mm	mm

website: www.marl.co.uk • email: sales@marl.co.uk •

• Telephone +44 (0)1229 582430 • Fax: +44 (0)1229 585155

The information contained in this datasheet does not constitute part of any order or contract and should not be regarded as a representation relating to either products or service. Marl International reserve the right to alter without notice the specification or any conditions of supply for products or service.

Derating Information



How to Order:

website: www.marl.co.uk • email: sales@marl.co.uk •
 • Telephone +44 (0)1229 582430 • Fax: +44 (0)1229 585155

The information contained in this datasheet does not constitute part of any order or contract and should not be regarded as a representation relating to either products or service. Marl International reserve the right to alter without notice the specification or any conditions of supply for products or service.



BS EN ISO 9001:2000
Approved Manufacturer