

PROFESSIONAL LED INDICATORS Ø6.1mm Mounting

FEATURES



520 SERIES

PACK QUANTITY = 10 PIECES

- Robust stainless steel housing
- Counter sunk mounting for flush styling, sunlight readable LEDs
- Sealed to IP67
- Vandal Resistant
- Internal reverse protection diode fitted as standard in all voltage models.

SPECIFICATION

Ordering Information & Typical Technical Characteristics (Ta = 25°C)

Mean Time Between Failure = 100,000 Hours. Luminous intensity figures refer to the unmodified discrete LED.

PART NUMBER	COLOUR	LENS	VOLTAGE DC (Vdc) Vopr	CURRENT DC (mA) Iopr	LUMINOUS INTENSITY Iv@20mA (mcd)	WAVE LENGTH λp (nm)	OPERATING TEMP Topr	STORAGE TEMP Tstg	
HIGH INTENSITY									
520-301-21	Red	Colour Diffused	12	20	900	660	-40 ~ +85 [^]	-40 ~ +85	Yes
520-325-21	Yellow	Colour Diffused	12	20	4300	590	-30 ~ +85 [^]	-40 ~ +120	Yes
520-324-21	Green	Colour Diffused	12	20	7800	525	-30 ~ +85 [^]	-40 ~ +100	Yes
520-934-21	Blue	Colour Diffused	12	20	2300	470	-30 ~ +85 [^]	-40 ~ +100	Yes
520-998-21	Cool White	Colour Diffused	12	20	4600	*see below	-30 ~ +85 [^]	-40 ~ +100	Yes
520-301-23	Red	Colour Diffused	24-28	20	900	660	-40 ~ +85 [^]	-40 ~ +85	Yes
520-325-23	Yellow	Colour Diffused	24-28	20	4300	590	-30 ~ +85 [^]	-40 ~ +120	Yes
520-324-23	Green	Colour Diffused	24-28	20	7800	525	-30 ~ +85 [^]	-40 ~ +100	Yes
520-934-23	Blue	Colour Diffused	24-28	20	2300	470	-30 ~ +85 [^]	-40 ~ +100	Yes
520-998-23	Cool White	Colour Diffused	24-28	20	4600	*see below	-30 ~ +85 [^]	-40 ~ +100	Yes
UNITS			Vdc	mA	mcd	nm	°C	°C	



Other voltages AC/DC available. Please contact our Technical Sales.

[^] = Products must be derated according to the derating information. Each derating graph refers to specific LEDs.

998	*Typical emission colour cool white			
x	0.296	0.283	0.330	0.330
y	0.276	0.305	0.339	0.318

Intensities (Iv) and colour shades of white (x,y co-ordinates) may vary between LEDs within a batch.

How to Order:

website: www.marl.co.uk • email: sales@marl.co.uk •

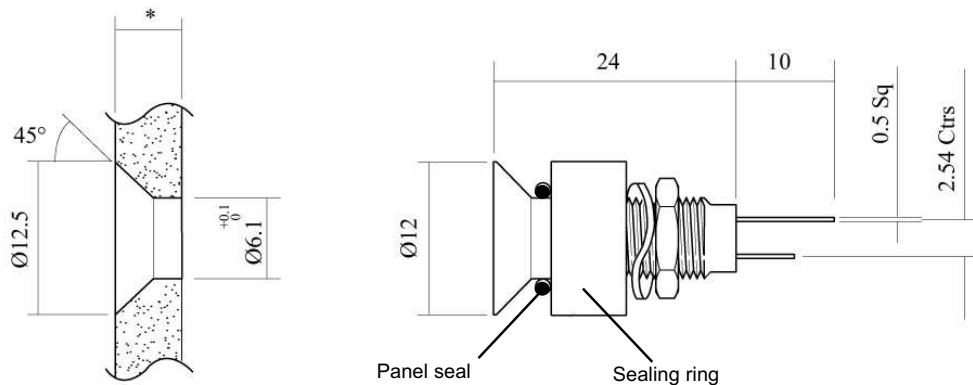
• Telephone +44 (0)1229 582430 • Fax: +44 (0)1229 585155

The information contained in this datasheet does not constitute part of any order or contract and should not be regarded as a representation relating to either products or service. Marl International reserve the right to alter without notice the specification or any conditions of supply for products or service.



BS EN ISO 9001:2000
Approved Manufacturer

520 Series



Panel and Mounting Hole

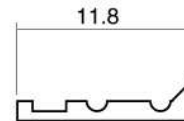
Dimensions in mm (Typical)
Not to scale

* Min/max panel thickness is 3mm / 6.5mm
Anode termination indicated by long pin
Mounting hole to be clean and burr free

MATERIALS

Body	Stainless steel grade 303
Nut	Stainless steel grade 303
Sealing Ring	Stainless steel grade 303
Panel Seal	Nitrile
Termination	Phosphor bronze with tin on nickel finish
Lock Washer	Stainless steel
Fresnel lens	Polycarbonate
Encapsulation	PC5430 resin

PUSH-ON CONNECTORS



909-000-00 is gold plated
910-000-00 is tin plated
For use with 520 series lamps

Dimensions in mm (Typical)
Not to scale

TECHNICAL CHARACTERISTICS

SERIES	MAXIMUM POWER DISSIPATION	MAXIMUM REVERSE VOLTAGE	PANEL CUTOUT	NUT MOUNTING TORQUE	MINIMUM MOUNTING CENTRES	MIN/MAX. PANEL THICKNESS
520	500	1000	6.1	0.65	x,y=15	3.0-6.5
	mw	Vdc	mm	Nm	mm	mm

* = current version

• = voltage version

OPTIONAL FLYING LEADS TERMINATIONS

ORDER CODE SUFFIX	SUPPLY VOLTAGE	WIRE COLOUR	WIRE LENGTH	NO/DIAMETER OF CONDUCTORS	DIAMETER OVER INSULATION	COMMENTS
15	DC Products	Red-anode / Black-cathode	150mm	19/0.15mm	1.2mm	Customised lengths available
15	AC Products	Brown-live / Blue-neutral	150mm			
19	DC Products	Red-anode / Black-cathode	1000mm			
19	AC Products	Brown-live / Blue-neutral	1000mm			

website: www.marl.co.uk • email: sales@marl.co.uk •

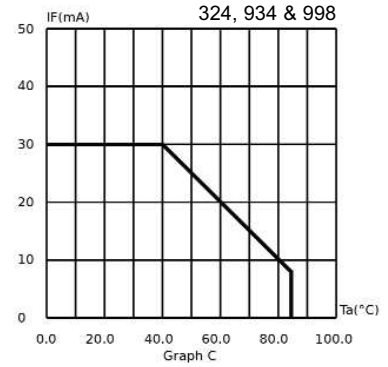
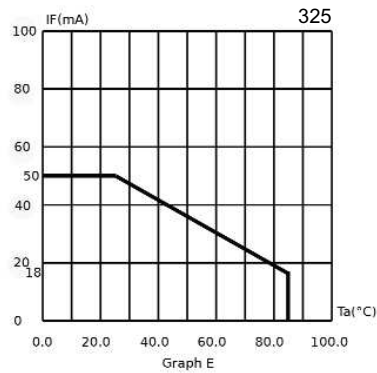
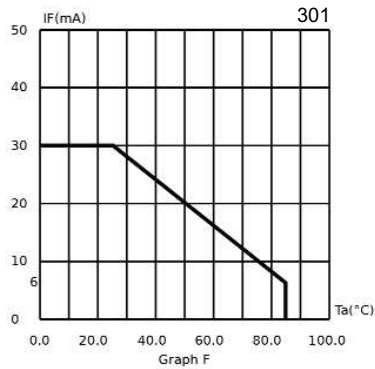
• Telephone +44 (0)1229 582430 • Fax: +44 (0)1229 585155

The information contained in this datasheet does not constitute part of any order or contract and should not be regarded as a representation relating to either products or service. Marl International reserve the right to alter without notice the specification or any conditions of supply for products or service.



BS EN ISO 9001:2000
Approved Manufacturer

DERATING INFORMATION



ALSO AVAILABLE

Part numbers also available in the 520 Series:

PART NO.	COLOUR	VOLTAGE DC (Vdc) Vopr
520-301-04	Red	2.0
520-301-04-15	Red	2.0
520-301-20	Red	5/6
520-301-21-15	Red	12
520-301-22	Red	24
520-301-22-15	Red	24
520-314-22-50	Green	24
520-324-04	Green	3.5
520-324-04-15	Green	3.5
520-324-22	Green	24
520-324-22-15	Green	24
520-324-24	Green	48
520-325-04	Yellow	2.1
520-325-04-15	Yellow	2.1
520-325-20	Yellow	5/6
520-325-22	Yellow	24
520-330-04-15	Red/Green	2.0/2.2
UNITS		

PART NO.	COLOUR	VOLTAGE DC (Vdc) Vopr
520-330-04-50	Red/Green	2.0/2.2
520-330-21	Red/Green	12
520-330-22	Red/Green	24
520-330-22-15	Red/Green	24
520-934-04	Blue	3.6
520-934-21-15	Blue	12
520-934-22	Blue	24
520-934-22-15	Blue	24
520-934-22-21	Blue	24
520-934-23-15	Blue	24-28
520-934-24	Blue	48
520-998-04	Cold White	3.6
520-998-21-15	Cold White	12
520-998-22	Cold White	24
520-998-22-50	Cold White	24
520-998-23-15	Cold White	24-28
UNITS		

The products listed above illustrate all of the options available to order. These products may have custom modifications that alter their operation beyond the generic information contained within this datasheet. Please contact sales for further information.

website: www.marl.co.uk • email: sales@marl.co.uk •

• Telephone +44 (0)1229 582430 • Fax: +44 (0)1229 585155

The information contained in this datasheet does not constitute part of any order or contract and should not be regarded as a representation relating to either products or service. Marl International reserve the right to alter without notice the specification or any conditions of supply for products or service.



BS EN ISO 9001:2000
Approved Manufacturer