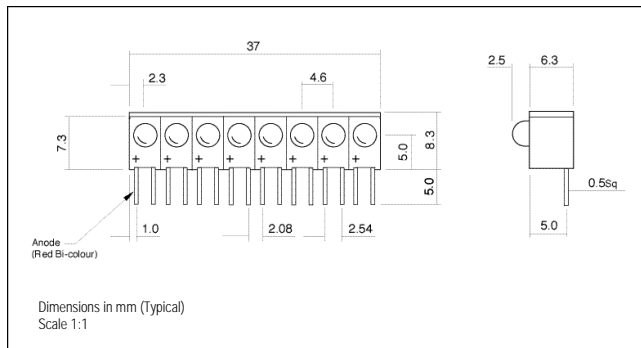


● PCB MOUNTING LEDs - Ø 3mm



- Up to 8 units may be integrated in 1 array with a rugged tie bar
- Multi-colour permutations
- Reverse polarity options



113-120 SERIES

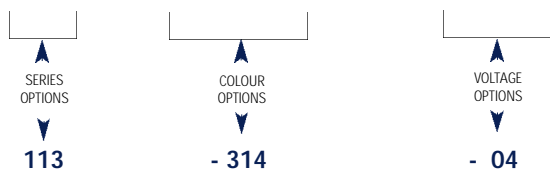
MLQ = 50

Ordering Information & Typical Technical Characteristics (Ta = 25°C)

Mean Time Between Failure = 100,000 Hours. Low Current Models 250,000 Hours. Luminous intensity figures refer to the unmodified discrete LED.


PART NUMBER	COLOUR	LENS	VOLTAGE DC Vopr	CURRENT DC Iopr	LUMINOUS INTENSITY Iv@20mA	WAVE LENGTH p	VIEWING ANGLE	OPERATING TEMP Topr	STORAGE TEMP Tstg
STANDARD INTENSITY									
113-305-01	Red	Coloured Diffused	2.0	2	35	625	Wide	-40 ~ +80	-40 ~ +80
113-311-01	Yellow		2.1	2	20	590			
113-314-01	Green		2.2	2	20	565			
113-305-04	Red		2.0*	20	35	625			
113-311-04	Yellow		2.1*	20	20	590			
113-314-04	Green		2.2*	20	20	565			
113-330-04	Red/Green	White Diffused	2.0/2.2*	20	25/25	625/565			
UNITS			Vdc	mA	mcd	nm		°C	°C

= Make up of Order Code: **113 - 314 - 04**



- 113 - (1 LED SEGMENT DEVICE)
- 114 - (2 LED SEGMENT DEVICE)
- 115 - (3 LED SEGMENT DEVICE)
- 116 - (4 LED SEGMENT DEVICE)
- 117 - (5 LED SEGMENT DEVICE)
- 118 - (6 LED SEGMENT DEVICE)
- 119 - (7 LED SEGMENT DEVICE)
- 120 - (8 LED SEGMENT DEVICE)

For multi-array devices, replace initial 3 digits of part number to reflect the number of LED segments required.



* = Voltage DC for 20mA product is Vf@20mA, not Vopr

● LEAD CROPPING OPTION, SEE PAGE 23