

Product :
0.40 " SINGLE DIGIT DISPLAY

Part Number :
VAOS-C402S9-BW/50
VAOS-A402S9-BW/50

Description

Chip Material-S: AlGaAs/GaAs.
Emitted Color: Super Bright Red.
Black Face & White Segment.

VAOS-C402S9-BW/50
Common Cathode.

VAOS-A402S9-BW/50
Common Anode.

Absolute Maximum Ratings at Ta=25°C

Parameter	Symbol	Super Bright Red	Unit
Power dissipation per dice	PAD	75	mW
Derating Liner from 25°C per dice	-	0.42	mA°C
Continuous forward current per dice	IAF	30	mA
Peak current per dice (duty cycle 1/10, 1kHz)	IPF	150	mA
Reverse voltage per dice	VR	5	V
Operating temperature	Topr	-25 to +85	°C
Storage temperature	Tstg	-25 to +85	°C
Solder temperature 1/16 inch below seating plane for 3 seconds at 260°C			

Electrical / Optical Characteristics and Curves at Ta=25°C

Parameter	Symbol	Test Condition	Min.	Typ.	Max.	Unit
Forward Voltage per segment	VF	IF=20 mA		1.8	2.5	V
Luminous intensity per segment	IV	IF=20 mA		7.5		mcd.
Peak emission wavelength	λd	IF=20 mA		660		nm
Spectrum radiation bandwidth	$\Delta \lambda$	IF=20 mA		20		Deg.
Reverse Current	IR	VR=5 V			100	μA

* Tolerance : $\pm 20\%$.

RED

Typical Electro-optical Characteristic Curves (25°C Free Air Temperature Unless Otherwise Specified)

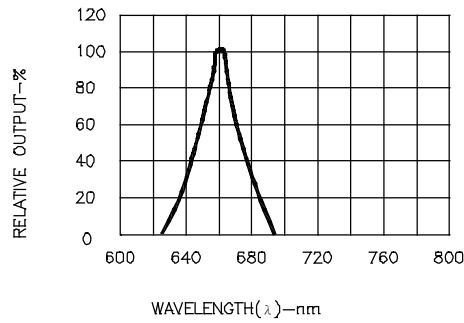


Fig.1 SPECTRAL RESPONSE

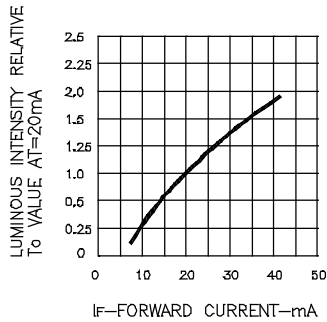


Fig.2 RELATIVE LUMINOUS INTENSITY VS. FORWARD CURRENT

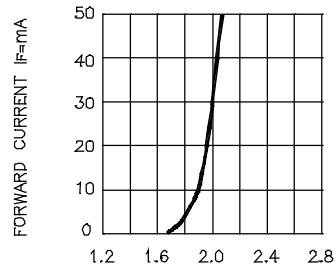


Fig.3 FORWARD CURRENT VS FORWARD VOLTAGE

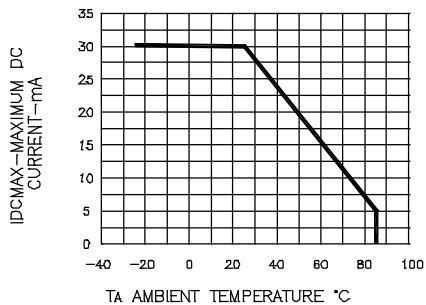


Fig.4 MAXIMUM ALLOWABLE DC CURRENT PER SEGMENT VS. AMBIENT TEMPERATURE



Fig.5 MAX PEAK CURRENT VS. DUTY CYCLE %
(REFRESH RATE f=1KHz)