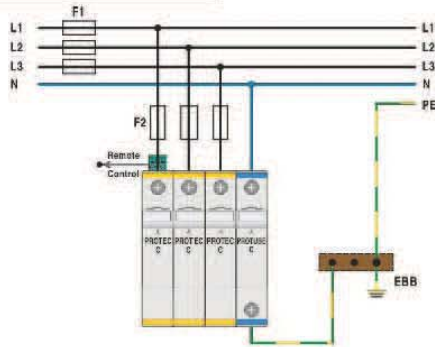


DVSC400 45 4 TT

**Multi-pole
Surge Arrester**
 $I_{max} = 45kA$ per pole (8/20)

TT Network (Three-phase)



Technical data

Type

In accordance with IEC-61643-1

Max. continuous operating voltage (AC/DC) U_c 320/420V

Nominal discharge current (8/20) I_n (MOV/GDT) 20/20kA

Max. discharge current (8/20) I_{max} (MOV/GDT) 45kA

Protection level U_p (MOV) < 1.5kV

U_p (GDT) < 2.0kV

Follow current I_f (GDT) > 100ARMS

Response time t_A (MOV/GDT) < 25ns / 100ns

Residual current at U_c I_{PE} (MOV/GDT) < 1.5mA / -

Thermal protection (MOV/GDT) YES

Terminal screw torque max 4.5Nm

Back-up fuse (if mains > 125 A) (MOV/GDT) 125A gL / -

Short-circuit withstand current 25kA/50Hz / -

Temperature range - 40°C ... +80°C

Terminal cross section 35mm² (solid) / 25mm² (stranded)

Mounting EN 60715 35mm top-hat rail

Degree of protection IP 20

Housing material thermoplastic; extinguishing degree UL 94 V-0

Dimensions DIN 43880 4TE

Weight per unit 441g

DVSCR400454TT (with remote contacts)

Remote contacts YES

Contact ratings AC: 250V/0.5A; 125V/3A

Terminal cross section max. 1.5mm²

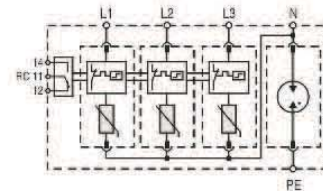
Remote terminal torque 0.25Nm

Weight per unit 446g

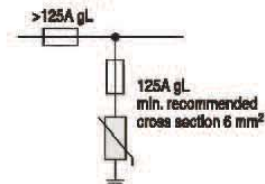
Packaging dimensions (single unit) 109 x 76.5 x 78mm

Connection diagram

DVSC400454TT



Selection of back-up fuse



Dimensions

