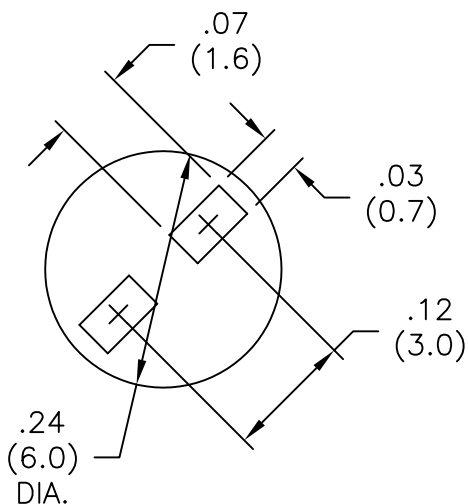
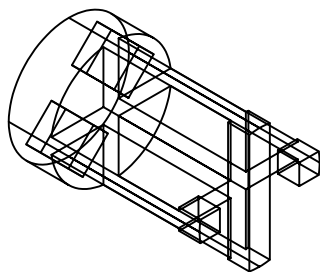


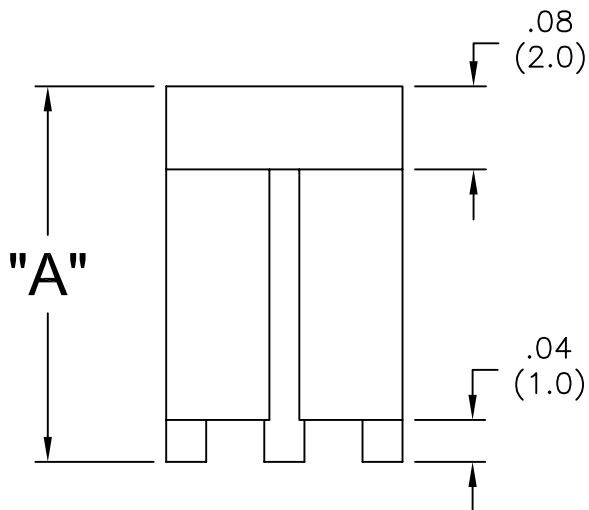
ALL RIGHTS RESERVED. NO PORTION OF THIS PUBLICATION, WHETHER IN WHOLE OR IN PART CAN BE REPRODUCED WITHOUT THE EXPRESS WRITTEN CONSENT OF SPC TECHNOLOGY.

REVISIONS			DOC. NO. SPC-F004 * Effective: 12/21/98 * DCP No: 680					
DCP #	REV	DESCRIPTION	DRAWN	DATE	CHECKD	DATE	APPRVD	DATE
811	A	RELEASED	JWM	3/7/00	JC	3/13/00	DJC	4/5/00
1865	B	RoHS ADDED	DCM	10/17/05	JWM	10/18/05	JWM	10/18/05



Item No.	"A"
8476-0438	3/16 [4.8]
8476-0439	1/4 [6.4]
8476-0440	3/8 [9.5]
8476-0441	1/2 [12.7]
8476-0442	5/8 [15.9]
8476-0443	3/4 [19.1]
8476-0444	7/8 [22.2]
8476-0445	1 [25.4]

Material: Nylon 6/6, Natural



SPC-F004.DWG

**DISCLAIMER:**  
ALL STATEMENTS AND TECHNICAL INFORMATION CONTAINED HEREIN ARE BASED UPON INFORMATION AND/OR TESTS WE BELIEVE TO BE ACCURATE AND RELIABLE. SINCE CONDITIONS OF USE ARE BEYOND OUR CONTROL, THE USER SHALL DETERMINE THE SUITABILITY OF THE PRODUCT FOR THE INTENDED USE AND ASSUME ALL RISK AND LIABILITY WHATSOEVER IN CONNECTION THEREWITH.



**SPC TECHNOLOGY**

Tolerances Unless  
Otherwise Specified:  
.XX=±.010  
.XXX=±.005  
Frac=±1/64

DRAWN BY:	DATE:
Jeff McVicker	3/7/00
CHECKED BY:	DATE:
JOHN COLE	3/13/00
APPROVED BY:	DATE:

DRAWING TITLE: LED Spacer

SIZE	DWG. NO.	ELECTRONIC FILE	REV
A	TA-219	TA-219.dwg	B

SCALE: NTS U.O.M.: INCHES [mm] SHFFT: 1 OF 1