



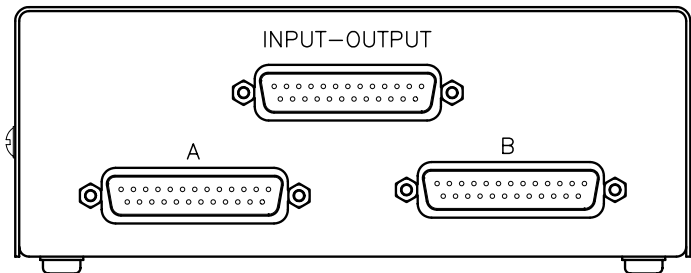
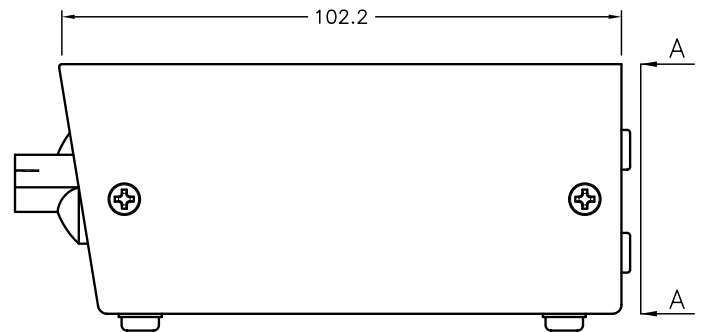
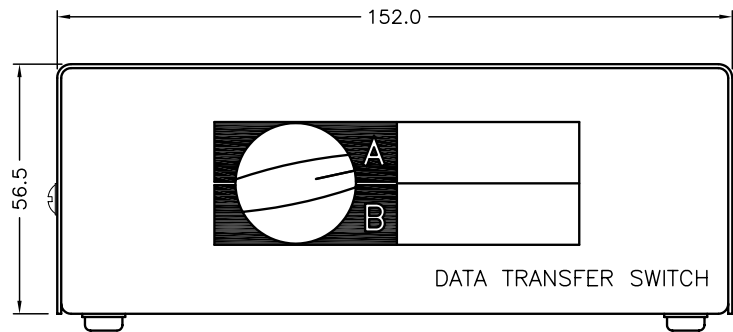
ALL RIGHTS RESERVED. NO PORTION OF THIS PUBLICATION, WHETHER IN WHOLE OR IN PART CAN BE REPRODUCED WITHOUT THE EXPRESS WRITTEN CONSENT OF SPC TECHNOLOGY.

SPC-F005.DWG

REVISIONS

DOC. NO. SPC-F005 \* Effective: 7/8/02 \* DCP No: 1398

DCP #	REV	DESCRIPTION	DRAWN	DATE	CHECKD	DATE	APPRVD	DATE
1891	A	RELEASED	EO	06/27/06	YA	7/25/06	HO	7/25/06



VIEW: A-A

**SPECIFICATION:**

- 1- DB25F Data Switch Box, AB 2 position
- 2- Metal Case: Steel with ivory coating
- 3- DB25 Female connector: Nickel-plated steel with PBT+30% Glass Fiber insulator and gold-plated brass contact
- 4- Anti-Skid Feet Pads: Rubber
- 5- Knob: PVC, black color

DISCLAIMER:  
ALL STATEMENTS AND TECHNICAL INFORMATION CONTAINED HEREIN ARE BASED UPON INFORMATION AND/OR TESTS WE BELIEVE TO BE ACCURATE AND RELIABLE. SINCE CONDITIONS OF USE ARE BEYOND OUR CONTROL, THE USER SHALL DETERMINE THE SUITABILITY OF THE PRODUCT FOR THE INTENDED USE AND ASSUME ALL RISK AND LIABILITY WHATSOEVER IN CONNECTION THEREWITH.

TOLERANCES:  
Unless Otherwise Specified  
.X ±0.2 [0.008]  
.XX ±0.12 [0.005]

DRAWN BY:	DATE:
EKLAS ODISH	06/27/06
CHECKED BY:	DATE:
YILMAZ AKYONDEM	7/25/06
APPROVED BY:	DATE:
HISHAM ODISH	7/25/06

DRAWING TITLE: Data Switch Box, AB 2 Ways, DB25 Pin, Female, RoHS			
SIZE	DWG. NO.	ELECTRONIC FILE	REV
A	SPC19772	84K8536.DWG	A
SCALE: NTS	U.O.M.: mm [INCHES]	SHEET: 1 OF 1	