
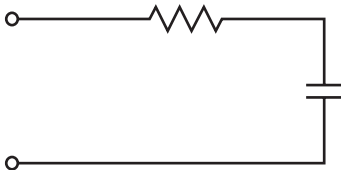


Fax Back Document #1203

## XE SERIES

- Our best size/performance series with broad applications in industrial controls
- Widest safety agency approvals
- High Peak Pulse withstand capability
- Large product selection range with ¼, ½, and 1 watt non-inductive, high pulse resistors

Safety Agency : Standard	File No.
UL : UL-1414	E47474
CSA : CSA C22.2 No.0, No.1	LR37404/LR68886
VDE : VDE0565-1	10529-4670-1002
SEMKO : SS443-04-14	8705137
DEMKO : Heavy Current Regulations Section 21 and IEC384-14	88929EC
NEMKO : NEMKO 132/85	E40433/E40434
EL : E384/14-82	116910-01, -02
SEV : SEV1055	87.1 01343.02



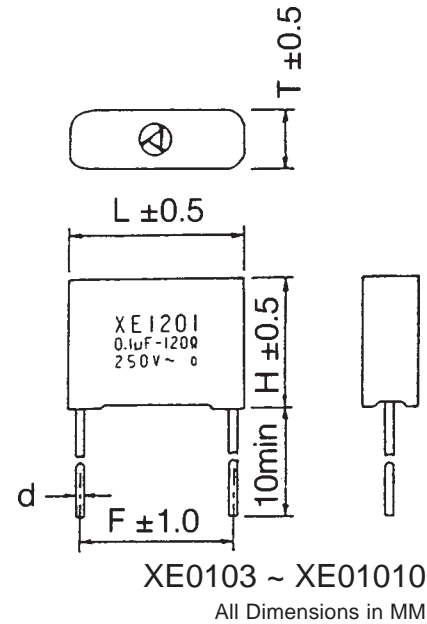
## ELECTRICAL SPECIFICATIONS

Operating temp. range : -40 ~ +85°C

Safety Standard	Class	Model number	Resistance Ω ± 30%	Capacitance Cx (µF±20%)	Pulse condition (Max)				Peak pulse voltage	Test voltage JISC5102	Insulation resistance
					Peak to Peak (P-P)	Pulse width	Repetitive frequency	Pulse width (sec) x Frequency(Hz)			
	X2	XE01001	10(¼W)	0.01	800V max.	50msec max.	120Hz max.	4.5max	1200V max.	Line to Line 1250 Vrms 50/60Hz 60 sec	Line to Line 15,000MΩ min.
		XE04701	47(¼W)	0.01				3.0max			
		XE12001	120(¼W)	0.01				1.5max			
		XE22001	220(¼W)	0.01				0.8max			
		XE47001	470(¼W)	0.01				0.45max			
		XE010033	10(¼W)	0.033				3.0max			
		XE047033	47(¼W)	0.033				2.0max			
		XE120033	120(¼W)	0.033				1.0max			
		XE220033	220(¼W)	0.033				0.5max			
		XE470033	470(¼W)	0.033				0.25max			
		XE0101	10(½W)	0.1				1.5max			
		XE0471	47(½W)	0.1				1.0max			
		XE1201	120(½W)	0.1				0.45max			
		XE2201	220(½W)	0.1				0.2max			
		XE4701	470(½W)	0.1				0.1max			
		XE0102	10(½W)	0.2				0.5max			
		XE0472	47(½W)	0.2				0.3max			
		XE1202	120(½W)	0.2				0.15max			
		XE2202	220(½W)	0.2				0.08max			
		XE0103	10(1W)	0.3				0.2max			
XE0473	47(1W)	0.3	0.1max								
XE1203	120(1W)	0.3	0.05max								
XE2203	220(1W)	0.3	0.02max								
XE0105	10(1W)	0.5	0.18max								
XE0475	47(1W)	0.5	0.05max								
XE01010	10(1W)	1.0	0.15max								
										Line to Case 2000 Vrms 50.60Hz 60 sec	Except XE0105, 0475, 01010 5000MΩ min.  Line to Case 100,000MΩ min.  (at 20°C 500VDC)

**MECHANICAL SPECIFICATIONS:**

Case: Standoffs provided for improved cleanability  
 Case Material: Polybutylene Terephthalate (FR-PBT)  
 UL-94 Flame Class V-O  
 Potting Material: UL-94 Flame Class V-O  
 Leads: Tinned Copper Clad Steel,  
 Soldered Capacitor Element  
 Capacitor: Double Wound, Oil Impregnated,  
 Metallized Polyester Film



SPARK QUENCHERS

**MECHANICAL DIMENSIONS**

Add "C6" suffix to p/n for 6mm lead length.  
Other lead lengths available—consult factory.

Safety Standard	Class	Model No.	Resistance $\Omega \pm 30\%$	Capacitance ( $\mu F \pm 20\%$ )	Dimensions										
					L	H	T	F	d						
	X2	XE01001	10(1/4W)	0.01	17.0	14.0	7.0	15.0	0.6±0.05						
		XE04701	47(1/4W)												
		XE12001	120(1/4W)												
		XE22001	220(1/4W)												
		XE47001	470(1/4W)												
		XE010033	10(1/4W)												
		XE047033	47(1/4W)	0.033	17.5	15.0	8.0	15.0	0.6±0.05						
		XE120033	120(1/4W)												
		XE220033	220(1/4W)												
		XE470033	470(1/4W)												
		XE0101	10(1/2W)							0.1	23.5	17.5	8.5	20.0	0.8±0.07
		XE0471	47(1/2W)												
		XE1201	120(1/2W)												
		XE2201	220(1/2W)												
		XE4701	470(1/2W)												
		XE0102	10(1/2W)	0.2	30.0	20.0	11.0	27.5	0.8±0.07						
		XE0472	47(1/2W)												
		XE1202	120(1/2W)												
		XE2202	220(1/2W)												
		XE0103	10(1W)							0.3	40.0	28.0	16.0	36.5	1.0±0.10
		XE0473	47(1W)												
		XE1203	120(1W)												
		XE2203	220(1W)												
		XE0105	10(1W)	0.5	47.0	33.5	22.0	43.5	1.0±0.10						
XE0475	47(1W)														
		XE01010	10(1W)	1.0	47.0	33.5	22.0	43.5	1.0±0.10						