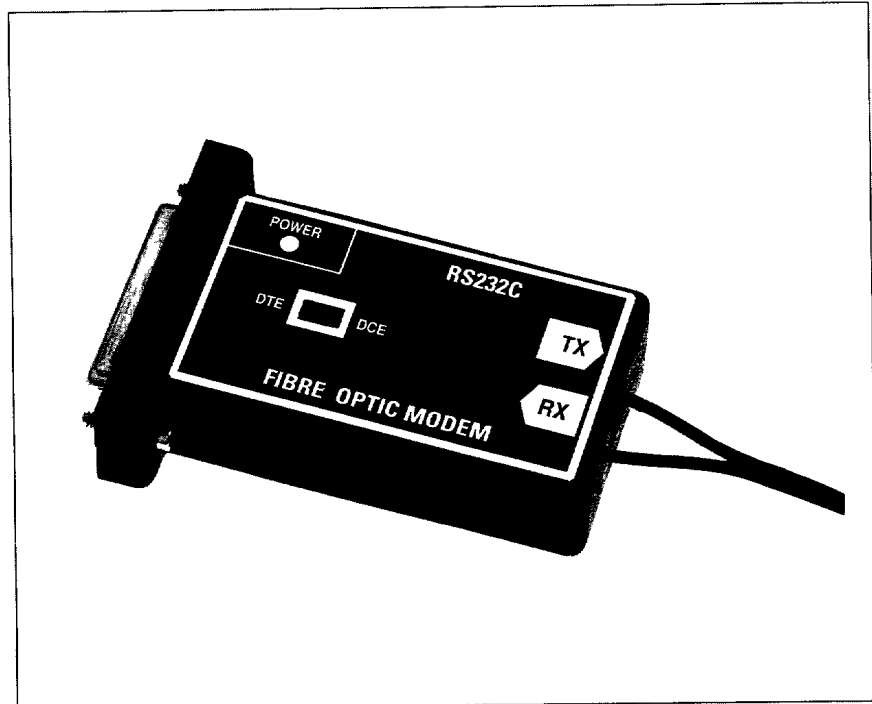


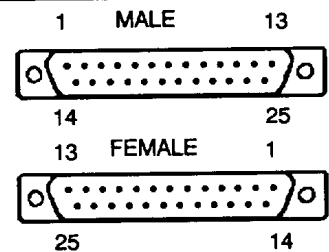
GO232 - RS232 FIBRE OPTIC MODEM

- * Full Duplex data to 19200 baud.
- * Economical twin plastic fibre.
- * No special preparation.
- * 30 second fibre connection.
- * Fibre length up to 100 metres.
- * Earth isolation between equipment.
- * Supports Xon / Xoff Handshakes.
- * DTE / DCE switch selectable.



The GO232 is a low cost, full duplex to 19200 baud fibre optic RS-232C modem. Supporting software handshakes (Xon/Xoff), utilising up to 100 metres of twin core 1mm plastic fibre (Eska Extra 4002 or equivalent). To make the fibre connection, simply cut the fibres to the length required using side cutters or a knife. Insert fibres into GO232 and tighten locking screw.

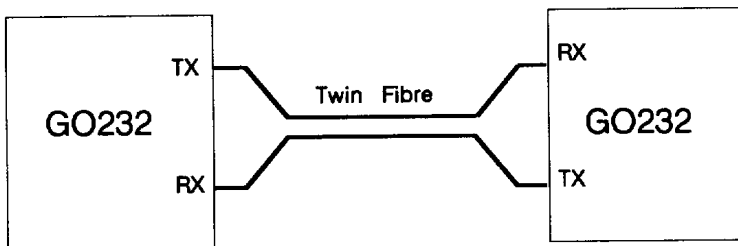
GO232 is powered from an external power module (supplied). The RS-232C interface is via a standard 25 way "D" connector, available in male or female types. DTE or DCE configuration is selected by a switch on the top face of the GO232.



Pin	DTE	DCE
1	No Connect	No Connect
2	Tx	Rx
3	Rx	Tx
4	<input type="checkbox"/>	<input type="checkbox"/>
5		
6		
7	Signal GND	Signal GND
8*	DCD	DCD
20		

* Pulled high by 5K1 resistor

FIBRE CONNECTION DETAILS :



PRESENTED BY :

Installation :

Attention should be paid to the following points :

1. Observe the minimum bend radius for the fibre optic cable being installed.
2. Ensure the fibre optic cable has the required environmental performance for the installation. eg temperature, etc.
3. The fibre must not be subjected to kinks, cuts or crushing as this will increase the attenuation of the fibre and may subsequently reduce the overall transmission distance.
4. The GO232 has a conductive case and by using the captive screws on the RS232 connector to fix it to the equipment the electrical screening properties can be improved.
5. The GO232 should only be powered using the power supply included with the unit.

Opto-Electrical Characteristics :

Transmitter at 25°C.

Peak Output (typical)	1.5mW / sr
Wavelength	660nm
Spectral Half Line Width	30nm
Life to Half Brightness (-3dB)	100,000 hours
Peak Coupled Power (typical)	-16dB after 1m of cable

Receiver at 25°C

Max Sensitivity (typical)	-36dB (at 660nm)
Saturation Level (typical)	-16dB (at 660nm)
Spectral Range	380 - 1100nm (S=10% of SMAX)
SMAX Wavelength	850nm
Recommended Cable Attenuation	=200dB/Km or less.

RFI / EMI Compatability :

The GO232 passes the following RFI/EMI Emission Standards :

FCC Rules Part 15 Subpart J for class B computing equipment.
VDE Rules and regulations for class B equipment.

Dimensions (mm) :

