



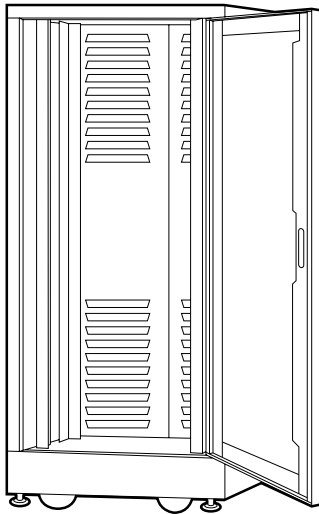
© 2003. All rights reserved.
Black Box Corporation.

BLACK BOX[®]

NETWORK SERVICES

Black Box Corporation • 1000 Park Drive • Lawrence, PA 15055-1018 • Tech Support: 724-746-5500 • www.blackbox.com • e-mail: info@blackbox.com

ELITE SERIES DATA CABINETS AND ACCESSORIES



***Get organized now! Mount
your equipment in these
preassembled cabinets.***

Key Features

- ▶ ***Preassembled—we do the work for you!***
- ▶ ***Easily adapt to three different EIA rack mounting standards: 19", 23", and 24".***
- ▶ ***Pre-drilled bottom can accommodate heavy-duty server shelf.***
- ▶ ***Choose movable AC power strip with 6, 8, or 16 outlets.***
- ▶ ***Order the optional exhaust fan panel to get air circulation inside the cabinet.***
- ▶ ***Available in blue, black, ivory, or gray.***

Designed with all the features you want, the Elite Series Data Cabinet from Black Box requires no assembly.

Removable side panels install flush—with no handles or knobs to break. Vents on the top front and rear door aid air circulation and help reduce excess heat and humidity.

The cabinet fits into most space-saving arrangements, whether you want the cabinet's door to swing left or right. The spring-loaded hinges can be easily reversed for right or left hanging.

If your rackmountable components have particularly wide chassis, don't worry. The cabinet accommodates various equipment sizes. Adjustable front-to-rear rails can be moved to EIA 19", 23", or 24" rackmounting and are marked every 3U for easy installation. And M6 rails are

available for 72", 78", and 84" cabinets.

The rails, supported top to bottom, don't require side brackets. Because the sides and corners of the cabinet are left open, cable management is easier.

In fact, the Elite Cabinet is specifically designed for easy cable management. A cover plate below the rear door can be removed to reveal a convenient opening for cable entry (or additional air flow), and the grommeted bottom edges help prevent accidental damage to your cables.

All cabinet models include a movable AC power strip, which can be mounted in any of the four corners and moved up and down to suit your needs. Choose a cabinet with 6, 8, or 16 outlets. If you need additional outlets, you

can add extra power strips at any of the cabinet's corners.

You can also replace the standard louvered top panel with an optional solid top, or you can order an optional top panel containing three or six powerful exhaust fans. With the help of six fans, you can direct air out the top of your cabinet at a rate of 450 cubic feet per minute. That's at least twice the rate of most other cabinets. The fans refresh the cabinet's interior about every four seconds, giving you unparalleled protection against heat buildup near your equipment.

For bolting two data cabinets together, order the joining kit.

You can also order rackmount shelves, fixed and sliding four-point shelves, and heavy-duty sliding server shelves as well as Vertical Cable Managers (for details, see **page 2**).

Elite Series Data Cabinet Accessories

In addition to versatile cabinets, we offer accessories that enable you to customize your cabinet to your specific requirements.

Shelves.

Use the Fixed, Vented Server Shelf in a four-point pattern anywhere in your cabinet. Available in three depths and for either 19" or 23" rails, the shelf can hold up to 150 or 200 pounds of weight, depending on the model you order. This shelf features mounting ears and adjustable side rails that ensure a perfect cabinet fit.

The Heavy-Duty Solid Shelf, which has a weight capacity of 300 pounds, can be used to mount servers or other equipment anywhere in your cabinet.

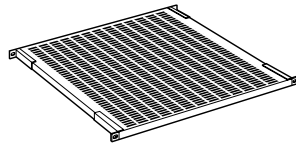
In addition to mounting ears and lips on its sides, this 3U-high shelf has 2" flanges on its front and back and 1" flanges on its sides. You can mount the shelf with its flanges facing up or down.

For the bottom of your Elite Series Data Cabinet, you can order our Sliding Server Shelf, which can hold servers that weigh up to 120 pounds.

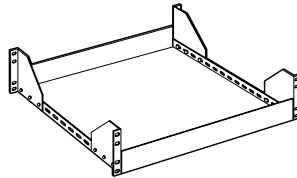
If you're looking for more organization from your cabinet, then order the Sliding Server Shelf with Fins. Use it to separate smaller components into two or three compartments. The shelf comes with four adjustable fins and a cable management bar.

You can use a single center fin to create two 8.54" wide compartments in the shelf. Or you can use two center fins to create three compartments. The fins, along with the cable management bar, can be removed if you want to use the shelf to store even larger items.

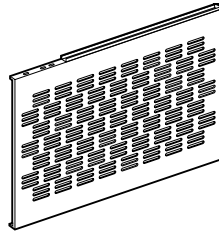
The sliding shelf, which can be used anywhere in your Elite Cabinet, mounts to all four upright rails. It supports up to 110 pounds of weight.



Fixed, Vented Server Shelf



Heavy-Duty Solid Shelf



Rackmount Sliding, Vented, 4-Point Shelf

We also offer a Rackmount, Vented, 4-Point Shelf that's ideal for harsh environments where ventilation is required. Available in both fixed and sliding models for 19" and 23" rails, the 24" deep shelf supports up to 50 pounds of equipment. The included brackets adjust from 20" to 29".

Vertical Cable Managers.

For maximum organization of cables leading to equipment stored in your Elite Cabinet, order a Vertical Cable Manager.

Available in three heights, this rugged, steel unit features a 2.35" wide by 3.5" deep swing-out cover for your cable bundles as well as clip-on cable retainer rings and receptacles.

Designed to be attached to the outside of the Elite Cabinet's vertical mounting rail, the Vertical Cable Manager can be used on the cabinet's left or right side to route cables neatly along the rail.

Rack Specifications

Frame: 16-gauge steel

Size:

525056–525058: 30"H x 29"W x 30"D (76.2 x 73.7 x 76.2 cm);

525060–525063: 48"H x 29"W x 30"D (121.9 x 73.7 x 76.2 cm);

525066–525069: 60"H x 29"W x 30"D (152.4 x 73.7 x 76.2 cm);

525070–525073: 72"H x 29"W x 30"D (182.9 x 73.7 x 76.2 cm);

525074–525077: 78"H x 29"W x 30"D (198.1 x 73.7 x 76.2 cm);

525078–525081: 84"H x 29"W x 30"D (213.4 x 73.7 x 76.2 cm);

536000–536003: 84"H x 29"W x 36"D (213.4 x 73.7 x 91.4 cm)

Weight:

525056–525058: 100 lb. (45.4 kg);

525060–525063: 125 lb. (56.7 kg);

525066–525069: 150 lb. (68 kg);

525070–525073: 200 lb. (90.7 kg);

525074–525077: 250 lb. (113.4 kg);

525078–525081: 350 lb. (158.8 kg);

536000–536003: 373 lb. (169.2 kg)

Typical Application

Get organized *now*—eliminate the unsightly tangle of cables that's difficult to manage and troubleshoot. The Elite Series Data Cabinet comes pre-assembled, so it's ready for your equipment.

Why Buy From Black Box? Exceptional Value. Exceptional Tech Support. Period.

Recognize any of these situations?

- You wait more than 30 minutes to get through to a vendor's tech support.
- The so-called "tech" can't help you or gives you the wrong answer.
- You don't have a purchase order number and the tech refuses to help you.
- It's 9 p. m. and you need help, but your vendor's tech support line is closed.

According to a survey by Data Communications magazine, 90% of network managers surveyed say that getting the technical support they need is extremely

important when choosing a vendor. But even though network managers pay anywhere from 10 to 20% of their overall purchase price for a basic service and support contract, the technical support and service they receive falls far short of their expectations—and certainly isn't worth what they paid.

At Black Box, we guarantee the best value and the best support. You can even consult our Technical Support Experts before you buy if you need help selecting just the right component for your application.

Don't waste time and money—call Black Box today.

Ordering Information

ITEM

ORDER CODES BY COLOR

	BLUE	BLACK	IVORY	GRAY
Elite Series Data Cabinets (¹⁰ / ₃₂ " Rails Unless Noted)				
48" (121.9-cm) Cabinet with 8-Outlet Power Strip	525060	525061	525062	525063
60" (152.4-cm) Cabinet with 8-Outlet Power Strip	525066	525067	525068	525069
30" (76.2-cm) Cabinet with 6-Outlet Power Strip	525056	525057	525059	525058
72"H x 30"D (182.9 x 76.2 cm) Cabinet with 16-Outlet Power Strip with Louvered Top Panel	525070	525071	525072	525073
with M6 Rails and 3-Fan Top Panel	525070-3F-M6	525071-3F-M6	525072-3F-M6	525073-3F-M6
with 3-Fan Top Panel	525070-3F	525071-3F	525072-3F	525073-3F
with 6-Fan Top Panel	525070-6F	515071-6F	525072-6F	525073-6F
with Solid Top Panel	525070-ST	525071-ST	525072-ST	525073-ST
78"H x 30"D (198.1 x 76.2 cm) Cabinet with 16-Outlet Power Strip with Louvered Top Panel	525074	525075	525076	525077
with M6 Rails and 3-Fan Top Panel	525074-3F-M6	525075-3F-M6	525076-3F-M6	525077-3F-M6
with 3-Fan Top Panel	525074-3F	525075-3F	525076-3F	525077-3F
with 6-Fan Top Panel	525074-6F	525075-6F	525076-6F	525077-6F
with Solid Top Panel	525074-ST	525075-ST	525076-ST	525077-ST
84"H x 30"D (213.4 x 76.2 cm) Cabinet with 16-Outlet Power Strip with Louvered Top Panel	525078	525079	525080	525081
with M6 Rails and 3-Fan Top Panel	525078-3F-M6	525079-3F-M6	525080-3F-M6	525081-3F-M6
with 3-Fan Top Panel	525078-3F	525079-3F	525080-3F	525081-3F
with 6-Fan Top Panel	525078-6F	525079-6F	525080-6F	525081-6F
with Solid Top Panel	525078-ST	525079-ST	525080-ST	525081-ST
84"H x 36"D (213.4 x 91.4 cm) Cabinet with 16-Outlet Power Strip with Louvered Top Panel	536000	536001	536002	536003
with M6 Rails and 3-Fan Top Panel	536000-3F-M6	536001-3F-M6	536002-3F-M6	536003-3F-M6
with 3-Fan Top Panel	536000-3F	536001-3F	536002-3F	536003-3F
with 6-Fan Top Panel	536000-6F	536001-6F	536002-6F	536003-6F
with Solid Top Panel	536000-ST	536001-ST	536002-ST	536003-ST

PANEL ACCESSORIES

	BLUE	BLACK	IVORY	GRAY
Solid Top Panel	39964	39965	39966	39967
Top Panel with (3) Exhaust Fans	525094	525097	525096	525095
Top Panel with (6) Exhaust Fans	525098	525101	525100	525099

OTHER ACCESSORIES

	BLACK	BLACK
Sliding Server Shelf	39970	
Multicabinet Joining Kit (for Multiple Elite Units).....	40169	
Fixed, Vented Server Shelf, for 19" (48.3-cm) Rails,		
17.5"W x 22 ¹ / ₄ "D (44.5 x 56.5 cm), 200 lb. (90.7 kg)*	RM399	
17.5"W x 27 ¹ / ₄ "D (44.5 x 69.2 cm), 150 lb. (68 kg)*	RM403	
17.5"W x 30"D (44.5 x 76.2 cm), 150 lb. (68 kg)*	RM410	
for 23" (58.4-cm) Rails, 21.5"W x 22 ¹ / ₄ "D (54.6 x 56.5 cm), 200 lb. (90.7 kg)*	RM589	
Heavy-Duty Solid Shelf for 19" (48.3-cm) Rails, 17"W x 20 ³ / ₄ "D (43.2 x 52.7 cm), 300 lb. (136.1 kg)*	RM590	
Heavy-Duty Solid Shelf for 23" (58.4-cm) Rails, 21"W x 20 ³ / ₄ "D (53.3 x 52.7 cm), 300 lb. (136.1 kg)*	RM591	
Sliding Server Shelf, 17.5"W x 22"D (44.5 x 55.9 cm), 120 lb. (54.4 kg)*	39970	
Sliding Server Shelf with Fins for 19" (48.3-cm) Rails, 17"W x 26"D (43.2 x 66 cm), 110 lb. (49.9 kg)*	RM400	
Rackmount Sliding, Vented, 4-Point Shelf for 19" (48.3-cm) Rails, 19"W x 24"D (48.3 x 61 cm), 50 lb. (22.7 kg)*, Sliding	36049	
Fixed	36048	
for 23" (58.4-cm) Rails, 23"W x 25"D (58.4 x 63.5 cm) 50 lb. (22.7 kg)*, Sliding	36051	
Fixed	36050	
Additional Set of 19" (48.3-cm) Mounting Rails	RM404	
M6 Mounting Rails (Set of 2) for 72"H (182.9-cm) Cabinet.....	RM405	
for 78"H (198.1-cm) Cabinet.....	RM406	
for 84"H (213.4-cm) Cabinet.....	RM407	
Vertical Cable Managers		
72"H (182.9 cm)	RM035	
78"H (198.1 cm)	RM036	
84"H (213.4 cm)	RM037	

* Maximum weight capacity.