

Dialight **LumiDrives**



www.lumidrives.com

Colourdriver™ RF



Remote Control Colour Change

What the lighting industry has been waiting for!

The Colourdriver™ RF represents true innovation in LED lighting. A powerful LED driver combined with an intuitive RF remote control.

The Colourdriver™ RF enables new applications with simplicity.

Each Master unit and each Slave Unit can drive up to 18 LEDs and each Master Unit can drive up to 256 Slave units, thus creating the facility for controlling very large arrays of LED lighting with a single remote control unit.



Page 1

Dialight LumiDrives

Product Data

New Product!

Colourdriver™ RF - Remote Colour Change



Colourdriver™ RF Master Unit



Colourdriver™ RF Slave Unit

FEATURES

- ⚙ Simple Plug-and-Play
- ⚙ No Need for Separate Data Wiring
- ⚙ No Complex Control Set Up
- ⚙ Up To 300m Remote Range
- ⚙ Enrolling Facility for Multiple Remotes
- ⚙ Compatible with Lumidrive's Colour Engine

APPLICATIONS

- ⚙ Track Lighting
- ⚙ Downlighting
- ⚙ Floodlighting
- ⚙ Linear Wallwash
- ⚙ Landscape
- ⚙ Pool Lighting
- ⚙ Consumer / Residential
- ⚙ Retail Display
- ⚙ Bars / Restaurants



**Colourdriver™ RF
Remote Control
300M Range**

Connection Limitations

1W LEDs per Master Unit	18
1W LEDs per Slave Unit	18
No. of Slaves per Master Unit	256
Max. Cable Length to LEDs	10m
Max. Cable Length between Drive Units (With RJ45-RF-T Terminator)	20m
Total Circuit Cable Length	TBA
	1km

© 2006 LumiDrives Ltd. LumiDrives, the LumiDrives logo, Colourdriver, LinkLED, Lifesaver and Liquid Lens are registered trademarks. All other brand or product names are trademarks of their respective owners. Specifications subject to change without notice. Patents Pending.



© 2006 LumiDrives Ltd - Manse Lane - Knaresborough - North Yorkshire - HG5 8LF - United Kingdom
Tel: +44 (0)1423 798255 - Fax: +44 (0)1423 798266 - www.lumidrives.com

Data Sheet - Colourdriver™ RF - Issue-C

Page 2

Colourdriver RF Master/Slave Specification

Input

Input Voltage Range	(V_{in})	86 - 265V AC
Frequency	(f)	50 60 Hz
Power Consumption	(P_{in})	27 watts
Efficiency at max load	(η)	80% typ
Insulation		Double insulated to EN60950

Output

Power Output Range	(P_{och})	1 7.2 watts per channel
Output Current	(I_o)	3 x 350mA
Output Voltage	(V_o)	3 - 24 volts DC
Open Circuit Voltage	(V_{oc})	32 volts
No. of Slaves per Master		256

Environmental

Operating Ambient Temperature	(T_{op})	+50°C
Ambient Storage Temperature	(T_{st})	+60°C
Case Temperature	(T_c)	+80°C
Relative Humidity	(RH)	90% non-condensing
Lifetime (failures after 50,000 hours)	(L_{50k})	5%

Mechanical

Dimensions	Approx. L178.0mm x W53.0mm x H32.5mm
AC input	Wago Cage Clamps 2 per pole
LED Output	8 way molex microfit 3
Control Input / Output	RJ45

Colourdriver RF Remote Control Specification

General

Battery Voltage/Type	AAA alkaline cell
Battery Life	>30,000 keypresses
RF Frequency Range	433.92MHz
Modulation	FM
Dimensions	L96.0mm x W47.0mm x H24.0mm

© 2006 LumiDrives Ltd. LumiDrives, the LumiDrives logo, Colourdriver, LinkLED, Lifesaver and Liquid Lens are registered trademarks. All other brand or product names are trademarks of their respective owners. Specifications subject to change without notice. Patents Pending.

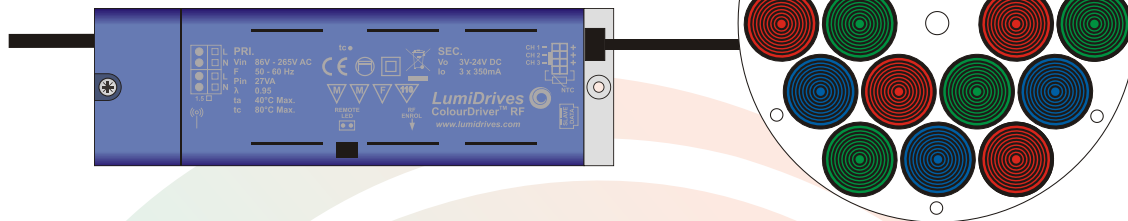


© 2006 LumiDrives Ltd - Manse Lane - Knaresborough - North Yorkshire - HG5 8LF - United Kingdom
Tel: +44 (0)1423 798255 - Fax: +44 (0)1423 798266 - www.lumidrives.com

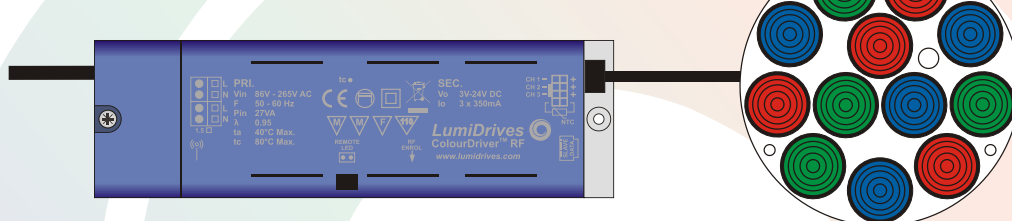
Data Sheet - Colourdriver™ RF - Issue-C

Page 3

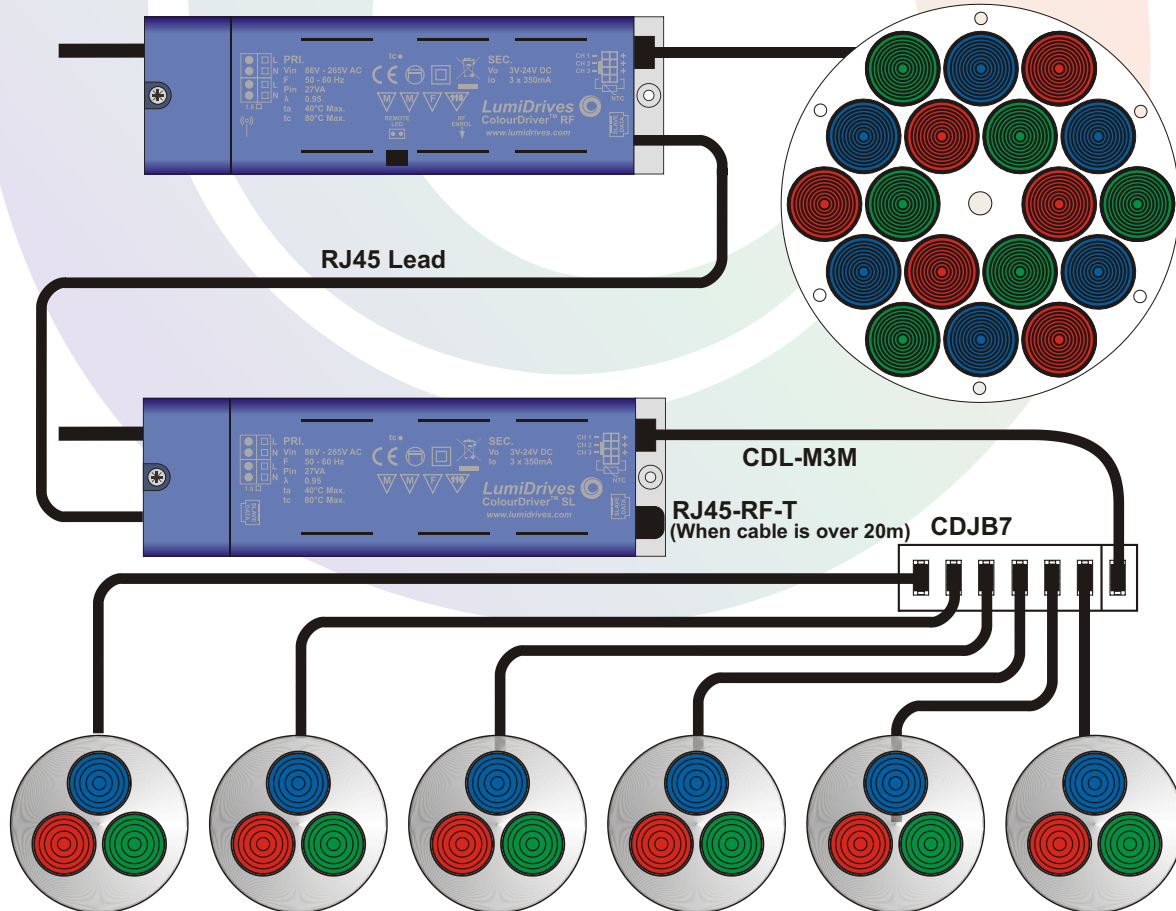
Typical Connection - With Colour Engine 18



Typical Connection - With 3 x Colour Engine 6



Typical Connection Master/Slave - With Colour Engine 18 & 6 x HaloLED RGB



© 2006 LumiDrives Ltd. LumiDrives, the LumiDrives logo, Colourdriver, LinkLED, Lifesaver and Liquid Lens are registered trademarks. All other brand or product names are trademarks of their respective owners. Specifications subject to change without notice. Patents Pending.



Colourdriver™ RF Remote Control functions

PAUSE

The *PAUSE* button enables the user to halt the colour change sequence at exactly the colour they require, or switch off the colour change if the button is held down.

INDICATOR LAMP

The *INDICATOR LAMP* flashes whenever a button is pressed, indicating that the battery is okay and that a signal is being transmitted.

PLAY

The *PLAY* button starts the pre-programmed colour sequence.

SLOW / REVERSE

The *SLOW / REVERSE* button slows down the colour change sequence, or if the sequence has been paused, it will move backward through the sequence, step by step.

FAST / FORWARD

The *FAST / FORWARD* button speeds up the colour change sequence, or if the sequence has been paused, it will move forward through the sequence, step by step.

MEMORY 1

The *M1* button stores a colour scene in one of two memory locations.

To operate this, having selected the required colour scene with the *PAUSE* button, the user presses and holds down the *M1* button until the LEDs flash off and on.

The colour scene is then stored and may be retrieved at any time by pressing *M1* or changed again by repeating the store procedure.


MEMORY 2

The *M2* button operates in exactly the same way as *M1* and will store a colour scene in the second of two memory locations.

Once the two memories are programmed, it is possible to switch instantly from one stored colour scene to the other by pressing *M1* and *M2*.

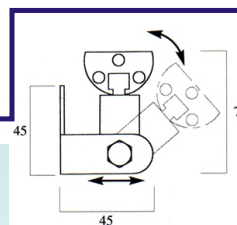
LOOP

The *LOOP* button begins a sequence which changes the colour scene stored in *M1* into the colour scene stored in *M2* and back again in a smooth transition colour change.



Dialight **LumiDrives**

Application Possibilities - Retail



**Colourdriver™ RF
Wallwash Concept
Using Remote Driver**



**Colourdriver™ RF
Downlight/Tracklight
Housing Concept**

© 2006 LumiDrives Ltd. LumiDrives, the LumiDrives logo, Colourdriver, LinkLED, Lifesaver and Liquid Lens are registered trademarks. All other brand or product names are trademarks of their respective owners. Specifications subject to change without notice. Patents Pending.



© 2006 LumiDrives Ltd - Manse Lane - Knaresborough - North Yorkshire - HG5 8LF - United Kingdom
Tel: +44 (0)1423 798255 - Fax: +44 (0)1423 798266 - www.lumidrives.com

Data Sheet - Colourdriver™ RF - Issue-C

Page 6

Dialight **LumiDrives**

Application Possibilities - Outdoor




**Underwater Lighting
(Remote Driver)**



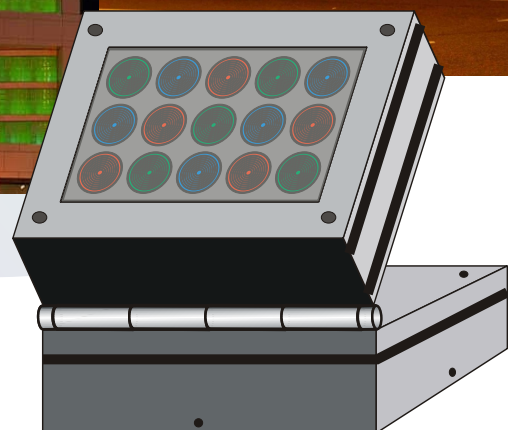

**Pool Lighting
(Remote Driver)**



**Street Lighting
(Driver in situ)**



**Architectural Lighting
(Integral Driver)**



**Colourdriver™ RF
Floodlight
Housing Concept**

© 2006 LumiDrives Ltd. LumiDrives, the LumiDrives logo, Colourdriver, LinkLED, Lifesaver and Liquid Lens are registered trademarks. All other brand or product names are trademarks of their respective owners. Specifications subject to change without notice. Patents Pending.



© 2006 LumiDrives Ltd - Manse Lane - Knaresborough - North Yorkshire - HG5 8LF - United Kingdom
Tel: +44 (0)1423 798255 - Fax: +44 (0)1423 798266 - www.lumidrives.com

Data Sheet - Colourdriver™ RF - Issue-C

Page 7