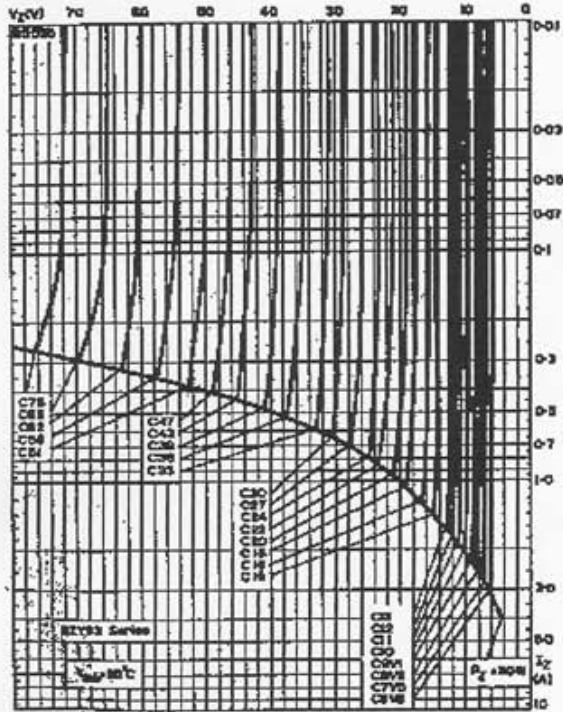


ELECTRICAL CHARACTERISTICS ($T_{mb} = 25^{\circ}\text{C}$) UNLESS OTHERWISE STATED

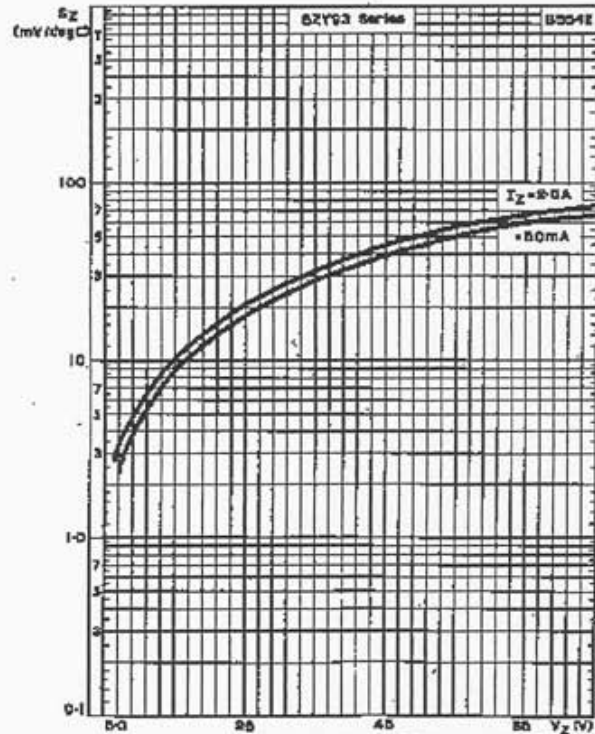
Product	Test I_Z (A)	V_Z' @ Test I_Z (V)		R_Z' @ Test I_Z (Ω)		S_Z' (mV/ $^{\circ}\text{C}$)	I_R (μA)	At	V_R (V)
		Min.	Max.	Typ.	Max.	Typ.	Max.		
C6V8	2.0	6.4	7.2	0.04	0.2	2.5	100		2.0
C7V5	2.0	7.0	7.9	0.04	0.3	3.0	100		2.0
C8V2	2.0	7.7	8.7	0.05	0.3	4.0	100		5.6
C9V1	1.0	8.5	9.6	0.07	0.5	5.0	50		6.2
C10	1.0	9.4	10.6	0.07	0.5	7.0	50		6.8
C11	1.0	10.4	11.6	0.08	1.0	7.5	50		7.5
C12	1.0	11.4	12.7	0.08	1.0	8.0	50		8.2
C13	1.0	12.4	14.1	0.08	1.0	8.5	50		9.1
C15	1.0	13.8	15.6	0.10	1.2	10.0	50		10.0
C16	0.5	15.3	17.1	0.18	1.2	11.0	50		11.0
C18	0.5	16.8	19.1	0.20	1.5	12.0	50		12.0
C20	0.5	18.8	21.2	0.20	1.5	14.0	50		13.0
C22	0.5	20.8	23.3	0.21	1.8	16.0	50		15.0
C24	0.5	22.7	25.9	0.22	2.0	18.0	50		16.0
C27	0.5	25.1	28.9	0.25	2.0	21.0	50		18.0
C30	0.5	28.0	32.0	0.30	2.5	25.0	50		20.0
C33	0.5	31.0	35.0	0.32	3.0	30.0	50		22.0
C36	0.2	34.0	38.0	0.75	4.0	32.0	50		24.0
C39	0.2	37.0	41.0	0.85	5.0	35.0	50		27.0
C43	0.2	40.0	46.0	0.9	6.5	40.0	50		30.0
C47	0.2	44.0	50.0	1.0	7.0	45.0	50		33.0
C51	0.2	48.0	54.0	1.2	7.5	50.0	50		36.0
C56	0.2	52.0	60.0	1.3	8.0	55.0	50		39.0
C62	0.2	58.0	66.0	1.5	9.0	60.0	50		43.0
C68	0.2	64.0	72.0	1.8	10.0	65.0	50		47.0
C75	0.2	70.0	79.0	2.0	10.5	70.0	50		51.0

Notes

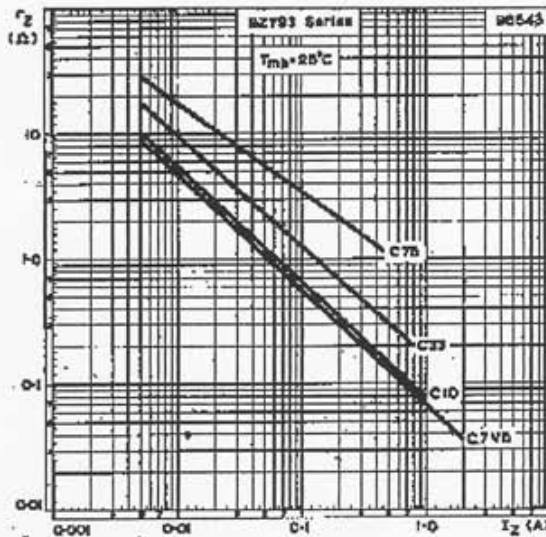
1. Pulse Test: $t_p \leq 100\mu\text{s}$, $\delta \leq 0.1\%$.



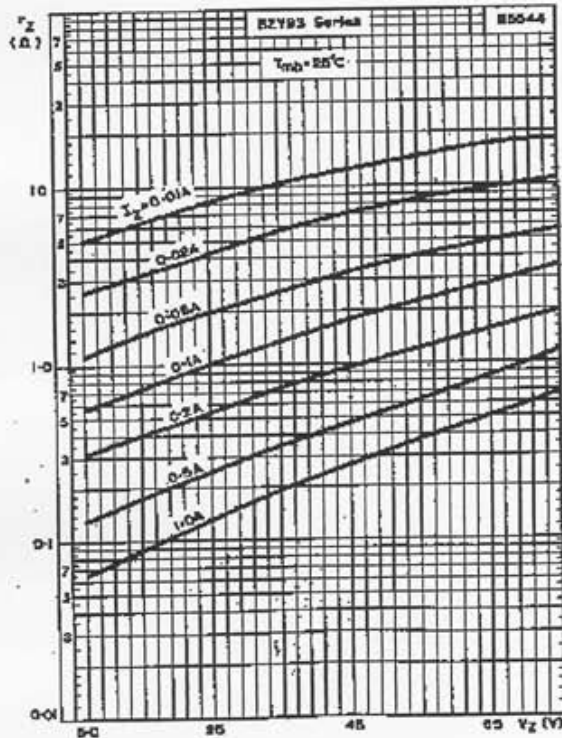
TYPICAL STATIC ZENER CHARACTERISTICS



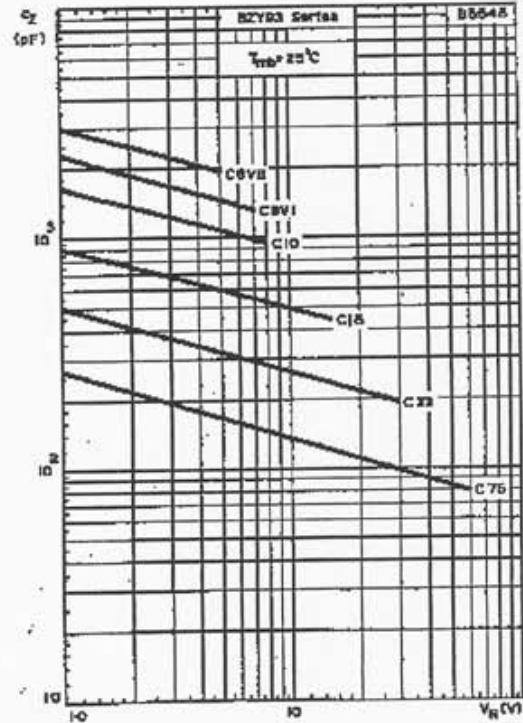
TYPICAL TEMPERATURE COEFFICIENT vs ZENER VOLTAGE



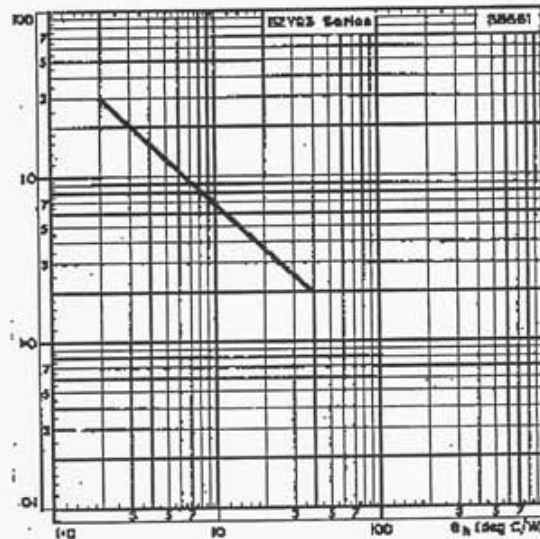
TYPICAL DYNAMIC IMPEDANCE vs ZENER CURRENT



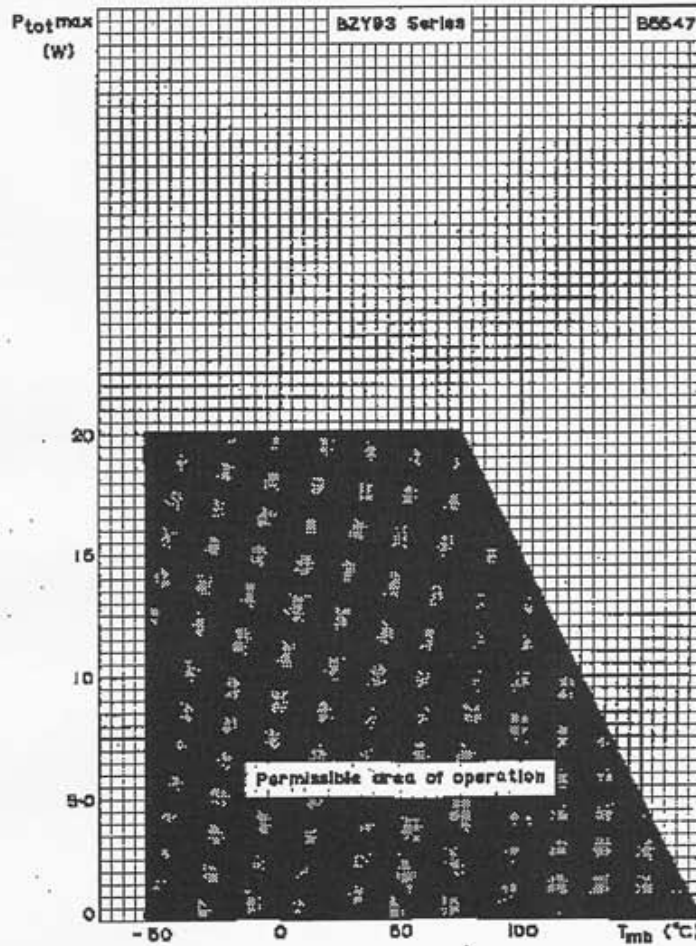
TYPICAL DYNAMIC IMPEDANCE vs ZENER VOLTAGE



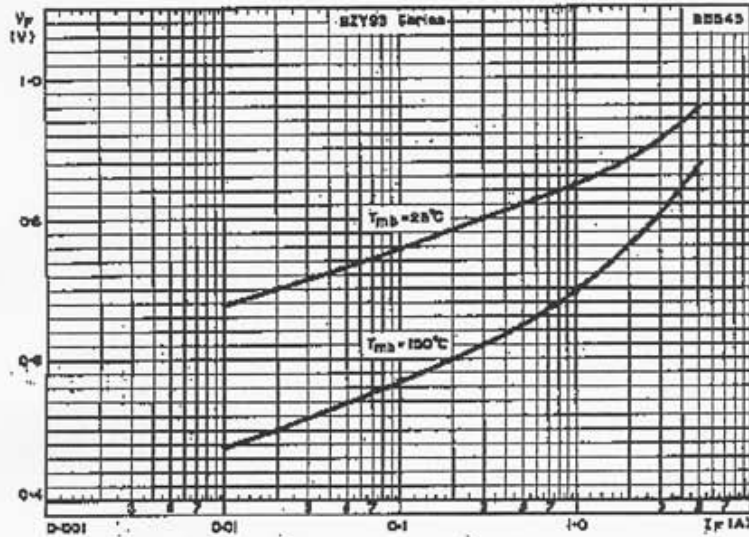
TYPICAL ZENER CAPACITANCE vs REVERSE VOLTAGE



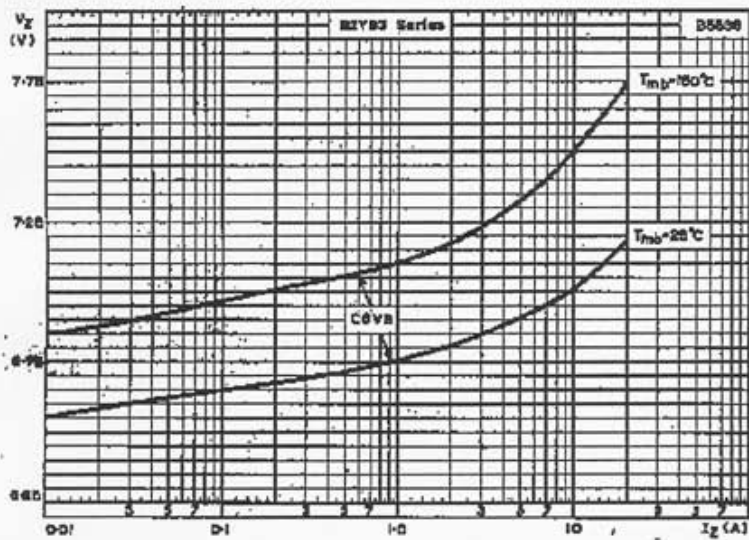
THERMAL RESISTANCE vs SQUARE SIDE VERTICALLY MOUNTED HEATSINK OF 16 s.w.g. (1.625mm) NORMAL BRIGHT FINISH.



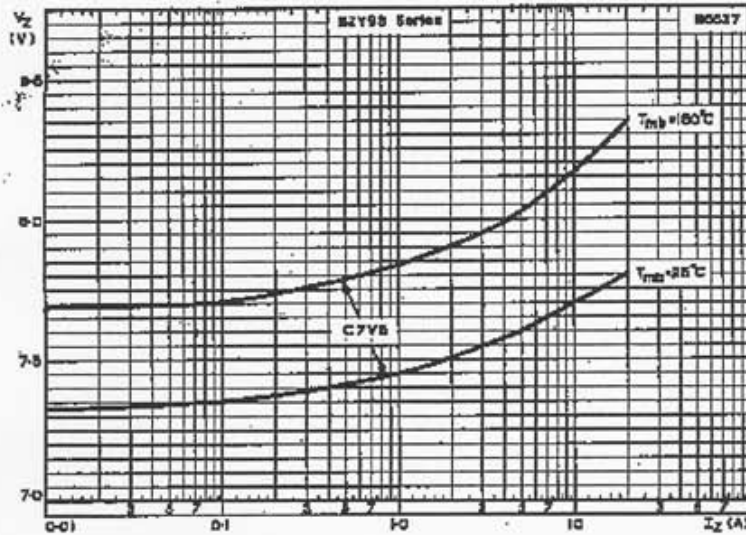
MAXIMUM TOTAL DISSIPATION vs MOUNTING BASE TEMPERATURE



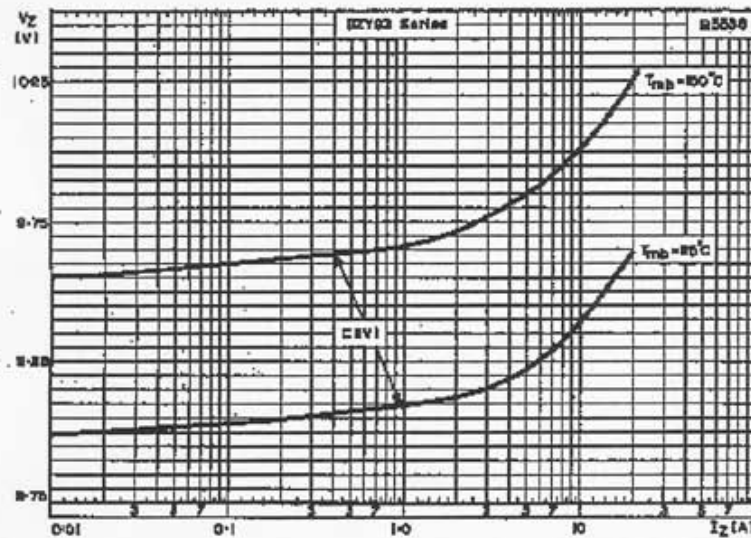
TYPICAL DYNAMIC FORWARD CHARACTERISTICS



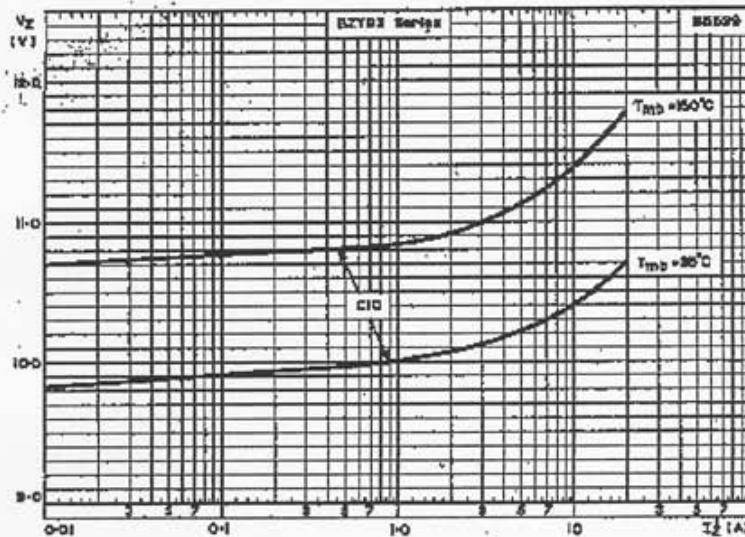
TYPICAL DYNAMIC ZENER CHARACTERISTICS FOR 6.8V DEVICE



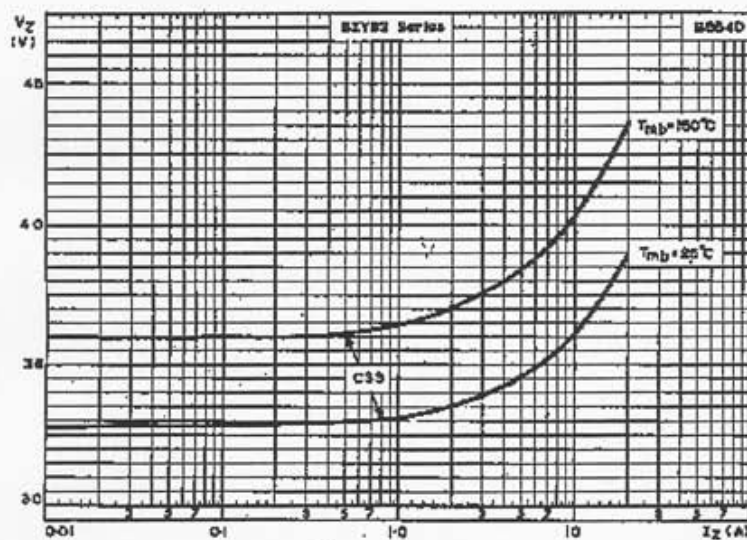
TYPICAL DYNAMIC ZENER CHARACTERISTICS FOR 7.5V DEVICE



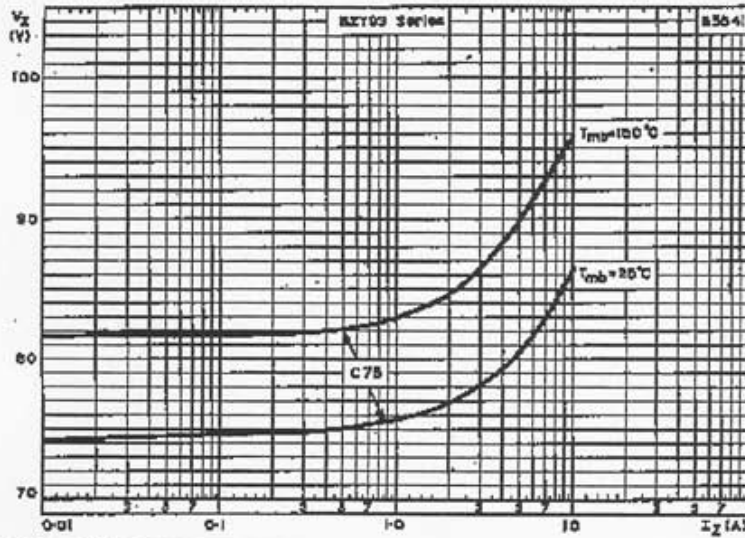
TYPICAL DYNAMIC ZENER CHARACTERISTICS FOR 9.1V DEVICE



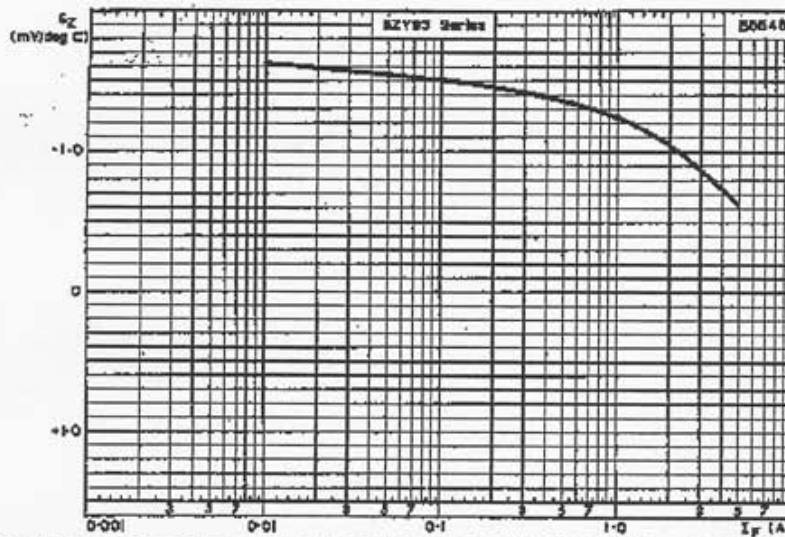
TYPICAL DYNAMIC ZENER CHARACTERISTICS FOR 10V DEVICE



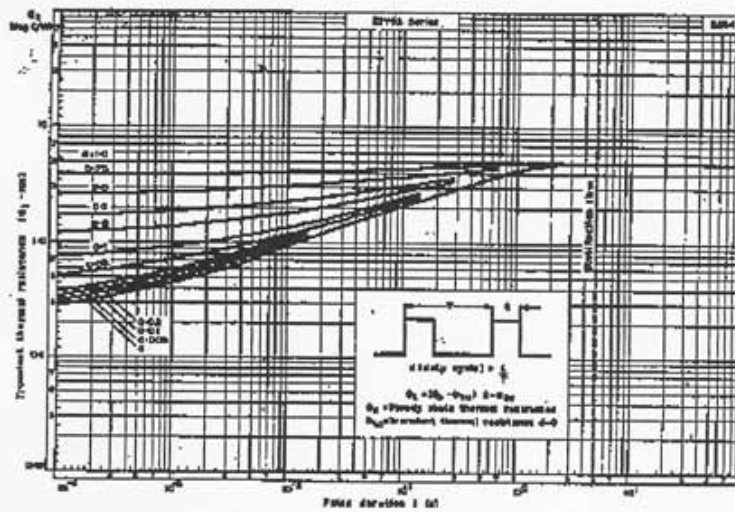
TYPICAL DYNAMIC ZENER CHARACTERISTICS FOR 33V DEVICE



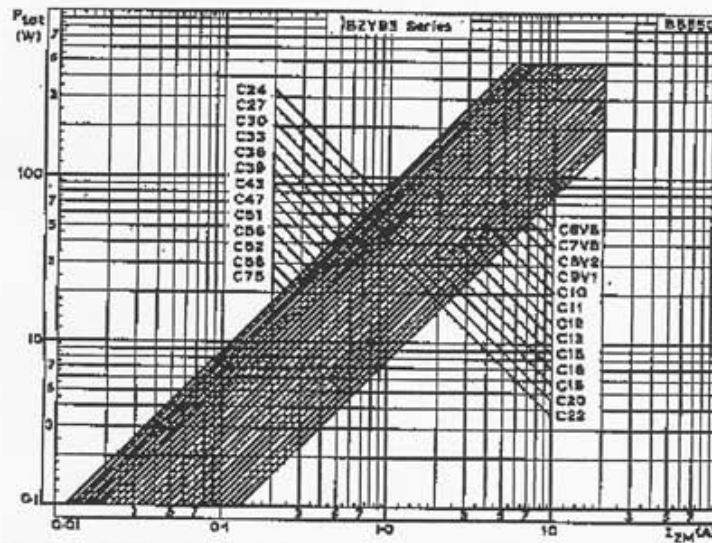
TYPICAL DYNAMIC ZENER CHARACTERISTICS FOR 75V DEVICE



TYPICAL FORWARD VOLTAGE TEMPERATURE COEFFICIENT vs FORWARD CURRENT



TRANSIENT THERMAL RESISTANCE FOR VARIOUS DUTY FACTORS vs PULSE DURATION



MAXIMUM ZENER DISSIPATION vs ZENER CURRENT