




New Product

BZV55 Series

Vishay Semiconductors
formerly General Semiconductor

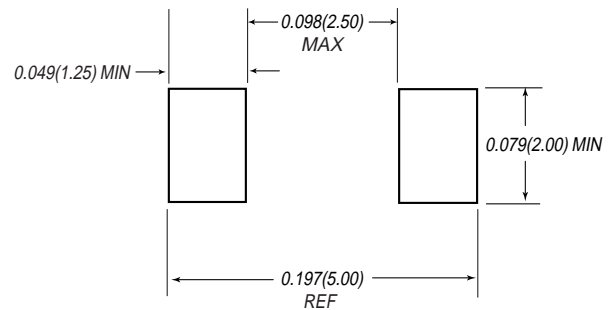
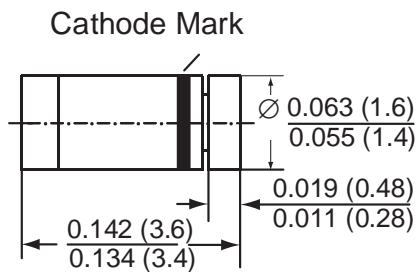
Zener Diodes

Vz Range 2.4 to 75V
Power Dissipation 500mW



MiniMELF (SOD-80C)

Mounting Pad Layout



Mechanical Data

Case: MiniMELF Glass Case (SOD-80C)

Weight: approx. 0.05g

Cathode band color: Blue

Packaging codes/options:

D1/10K per 13" reel (8mm tape), 20K/box

D2/2.5K per 7" reel (8mm tape), 20K/box

Features

- Silicon Planar Power Zener Diodes
- For use as low voltage stabilizer or voltage reference.
- The Zener voltages are graded according to the international E 24 standard. Higher Zener voltages and 1% tolerance available on request.
- Diodes available in these tolerance series:
±2% BZV55-B, ±3% BZV55-F, ±5% BZV55-C.

Maximum Ratings and Thermal Characteristics (T_A = 25°C unless otherwise noted)

Parameter	Symbol	Value	Unit
Zener Current see Table "Characteristics"			
Power Dissipation at T _{flange} = 50°C	P _{tot}	500	mW
Power Dissipation at T _A = 50°C	P _{tot}	400 ⁽¹⁾	mW
Junction temperature	T _J	-65 to +200	°C
Storage temperature range	T _S	-65 to +200	°C
Continuous Forward Current	I _F	250	mA
Thermal Resistance Junction to Ambient Air	R _{θJA}	0.38 ⁽¹⁾	°C/mW
Thermal Resistance Junction to Lead	R _{θJL}	0.30	°C/mW
Peak reverse power dissipation (non-repetitive) t _p = 100µs	P _{ZSM}	30 ⁽²⁾	W

Notes: (1) Mounted on ceramic substrate 10mm x 10mm x 0.6mm

(2) T_J = 150°C

Electrical Characteristics (T_A = 25°C unless otherwise noted) Maximum V_F = 0.9V at I_F = 10mA

Type y=B for ±2% V _Z y=F for ±3% V _Z y=C for ±5% V _Z	Dynamic Resistance		Temperature coefficient of Zener Voltage at I _Z = 5mA α V _Z (% / °C)		Reverse leakage current at T _{amb} = 25°C at V _R (V)	
	at I _Z = 5mA f = 1kHz r _{Zj} (Ω) max	at I _Z = 1mA f = 1kHz r _{Zj} (Ω) max	Min	Max	I _R (μA)	
BZV55-y2V4	100	600	-0.08	-0.06	50	1
BZV55-y2V7	100	600	-0.08	-0.06	20	1
BZV55-y3V0	95	600	-0.08	-0.06	10	1
BZV55-y3V3	95	600	-0.08	-0.05	5	1
BZV55-y3V6	90	600	-0.08	-0.04	5	1
BZV55-y3V9	90	600	-0.07	-0.03	3	1
BZV55-y4V3	90	600	-0.04	-0.01	3	1
BZV55-y4V7	80	500	-0.03	+0.01	3	2
BZV55-y5V1	60	480	-0.02	+0.05	2	2
BZV55-y5V6	40	400	-0.01	+0.06	1	2
BZV55-y6V2	10	150	0	+0.07	3	4
BZV55-y6V8	15	80	+0.01	+0.08	2	4
BZV55-y7V5	15	80	+0.01	+0.09	1	5
BZV55-y8V2	15	80	+0.01	+0.09	0.7	5
BZV55-y9V1	15	100	+0.02	+0.10	0.5	6
BZV55-y10	20	150	+0.03	+0.11	0.2	7
BZV55-y11	20	150	+0.03	+0.11	0.1	8
BZV55-y12	25	150	+0.03	+0.11	0.1	8
BZV55-y13	30	170	+0.03	+0.11	0.1	8
BZV55-y15	30	200	+0.03	+0.11	0.05	10
BZV55-y16	40	200	+0.03	+0.11	0.05	11
BZV55-y18	45	225	+0.03	+0.11	0.05	13
BZV55-y20	55	225	+0.03	+0.11	0.05	14
BZV55-y22	55	250	+0.03	+0.11	0.05	15
BZV55-y24	70	250	+0.04	+0.12	0.05	17
BZV55-y27	80 ⁽³⁾	300 ⁽⁴⁾	+0.04 ⁽³⁾	+0.12 ⁽³⁾	0.05	19
BZV55-y30	80 ⁽³⁾	300 ⁽⁴⁾	+0.04 ⁽³⁾	+0.12 ⁽³⁾	0.05	21
BZV55-y33	80 ⁽³⁾	325 ⁽⁴⁾	+0.04 ⁽³⁾	+0.12 ⁽³⁾	0.05	23
BZV55-y36	90 ⁽³⁾	350 ⁽⁴⁾	+0.04 ⁽³⁾	+0.12 ⁽³⁾	0.05	25
BZV55-y39	130 ⁽³⁾	350 ⁽⁴⁾	+0.04 ⁽³⁾	+0.12 ⁽³⁾	0.05	27
BZV55-y43	150 ⁽³⁾	375 ⁽⁴⁾	+0.04 ⁽³⁾	+0.12 ⁽³⁾	0.05	30
BZV55-y47	170 ⁽³⁾	375 ⁽⁴⁾	+0.04 ⁽³⁾	+0.12 ⁽³⁾	0.05	33
BZV55-y51	180 ⁽³⁾	400 ⁽⁴⁾	+0.04 ⁽³⁾	+0.12 ⁽³⁾	0.05	36
BZV55-y56	200 ⁽³⁾	425 ⁽⁴⁾	typ. +0.1 ⁽³⁾		0.05	39
BZV55-y62	215 ⁽³⁾	450 ⁽⁴⁾	typ. +0.1 ⁽³⁾		0.05	43
BZV55-y68	240 ⁽³⁾	475 ⁽⁴⁾	typ. +0.1 ⁽³⁾		0.05	48
BZV55-y75	255 ⁽³⁾	500 ⁽⁴⁾	typ. +0.1 ⁽³⁾		0.05	53

Notes:

- (1) Tested with pulses t_p = 5 ms.
 - (2) Valid provided that electrodes are kept at ambient temperature.
 - (3) at I_Z = 2.0 mA
 - (4) at I_Z = 0.5 mA
- y = Zener voltage tolerance designator (see next page for V_Z specifications)



Electrical Characteristics

(T_A = 25°C unless otherwise noted) Maximum V_F = 0.9V at I_F = 10mA

Type ± 5% Tol.	Zener Voltage Range ⁽¹⁾ at I _Z = 5mA V _Z (V)		Type ± 3% Tol.	Zener Voltage Range ⁽¹⁾ at I _Z = 5mA V _Z (V)		Type ± 2% Tol.	Zener Voltage Range ⁽¹⁾ at I _Z = 5mA V _Z (V)	
	min.	max.		min.	max.		min.	max.
BZV55-C2V4	2.20	2.60	BZV55-F2V4	2.33	2.47	BZV55-B2V4	2.35	2.45
BZV55-C2V7	2.50	2.90	BZV55-F2V7	2.62	2.78	BZV55-B2V7	2.65	2.75
BZV55-C3V0	2.80	3.20	BZV55-F3V0	2.91	3.09	BZV55-B3V0	2.94	3.06
BZV55-C3V3	3.10	3.50	BZV55-F3V3	3.20	3.40	BZV55-B3V3	3.23	3.37
BZV55-C3V6	3.40	3.80	BZV55-F3V6	3.49	3.71	BZV55-B3V6	3.53	3.67
BZV55-C3V9	3.70	4.10	BZV55-F3V9	3.78	4.02	BZV55-B3V9	3.82	3.98
BZV55-C4V3	4.00	4.60	BZV55-F4V3	4.17	4.43	BZV55-B4V3	4.21	4.39
BZV55-C4V7	4.40	5.00	BZV55-F4V7	4.56	4.84	BZV55-B4V7	4.61	4.79
BZV55-C5V1	4.80	5.40	BZV55-F5V1	4.95	5.25	BZV55-B5V1	5.00	5.20
BZV55-C5V6	5.20	6.00	BZV55-F5V6	5.43	5.77	BZV55-B5V6	5.49	5.71
BZV55-C6V2	5.80	6.60	BZV55-F6V2	6.01	6.39	BZV55-B6V2	6.08	6.32
BZV55-C6V8	6.40	7.20	BZV55-F6V8	6.60	7.00	BZV55-B6V8	6.66	6.94
BZV55-C7V5	7.00	7.90	BZV55-F7V5	7.28	7.72	BZV55-B7V5	7.35	7.65
BZV55-C8V2	7.70	8.70	BZV55-F8V2	7.95	8.45	BZV55-B8V2	8.04	8.36
BZV55-C9V1	8.50	9.60	BZV55-F9V1	8.83	9.37	BZV55-B9V1	8.92	9.28
BZV55-C10	9.40	10.60	BZV55-F10	9.70	10.30	BZV55-B10	9.80	10.20
BZV55-C11	10.40	11.60	BZV55-F11	10.67	11.33	BZV55-B11	10.80	11.20
BZV55-C12	11.40	12.70	BZV55-F12	11.64	12.36	BZV55-B12	11.80	12.20
BZV55-C13	12.40	14.10	BZV55-F13	12.61	13.39	BZV55-B13	12.70	13.30
BZV55-C15	13.80	15.60	BZV55-F15	14.55	15.45	BZV55-B15	14.70	15.30
BZV55-C16	15.30	17.10	BZV55-F16	15.50	16.50	BZV55-B16	15.70	16.30
BZV55-C18	16.80	19.10	BZV55-F18	17.50	18.50	BZV55-B18	17.60	18.40
BZV55-C20	18.80	21.20	BZV55-F20	19.40	20.60	BZV55-B20	19.60	20.40
BZV55-C22	20.80	23.30	BZV55-F22	21.30	22.70	BZV55-B22	21.60	22.40
BZV55-C24	22.80	25.60	BZV55-F24	23.30	24.70	BZV55-B24	23.50	24.50
BZV55-C27	25.10	28.90 ⁽³⁾	BZV55-F27	26.20	27.80 ⁽³⁾	BZV55-B27	26.50	27.50 ⁽³⁾
BZV55-C30	28.00	32.00 ⁽³⁾	BZV55-F30	29.10	30.90 ⁽³⁾	BZV55-B30	29.40	30.60 ⁽³⁾
BZV55-C33	31.00	35.00 ⁽³⁾	BZV55-F33	32.00	34.00 ⁽³⁾	BZV55-B33	32.30	33.70 ⁽³⁾
BZV55-C36	34.00	38.00 ⁽³⁾	BZV55-F36	34.90	37.10 ⁽³⁾	BZV55-B36	35.30	36.70 ⁽³⁾
BZV55-C39	37.00	41.00 ⁽³⁾	BZV55-F39	37.80	40.20 ⁽³⁾	BZV55-B39	38.20	39.80 ⁽³⁾
BZV55-C43	40.00	46.00 ⁽³⁾	BZV55-F43	41.70	44.30 ⁽³⁾	BZV55-B43	42.10	43.90 ⁽³⁾
BZV55-C47	44.00	50.00 ⁽³⁾	BZV55-F47	45.60	48.40 ⁽³⁾	BZV55-B47	46.10	47.90 ⁽³⁾
BZV55-C51	48.00	54.00 ⁽³⁾	BZV55-F51	49.50	52.50 ⁽³⁾	BZV55-B51	50.00	52.00 ⁽³⁾
BZV55-C56	52.00	60.00 ⁽³⁾	BZV55-F56	54.30	57.70 ⁽³⁾	BZV55-B56	54.90	57.10 ⁽³⁾
BZV55-C62	58.00	66.00 ⁽³⁾	BZV55-F62	60.10	63.90 ⁽³⁾	BZV55-B62	60.80	63.20 ⁽³⁾
BZV55-C68	64.00	72.00 ⁽³⁾	BZV55-F68	66.00	70.00 ⁽³⁾	BZV55-B68	66.60	69.40 ⁽³⁾
BZV55-C75	70.00	79.00 ⁽³⁾	BZV55-F75	72.80	77.20 ⁽³⁾	BZV55-B75	73.50	76.50 ⁽³⁾

Notes: (1) Tested with pulses t_p = 5ms
 (2) Valid provided that electrodes are kept at ambient temperature
 (3) at I_Z = 2.0mA

BZV55 Series

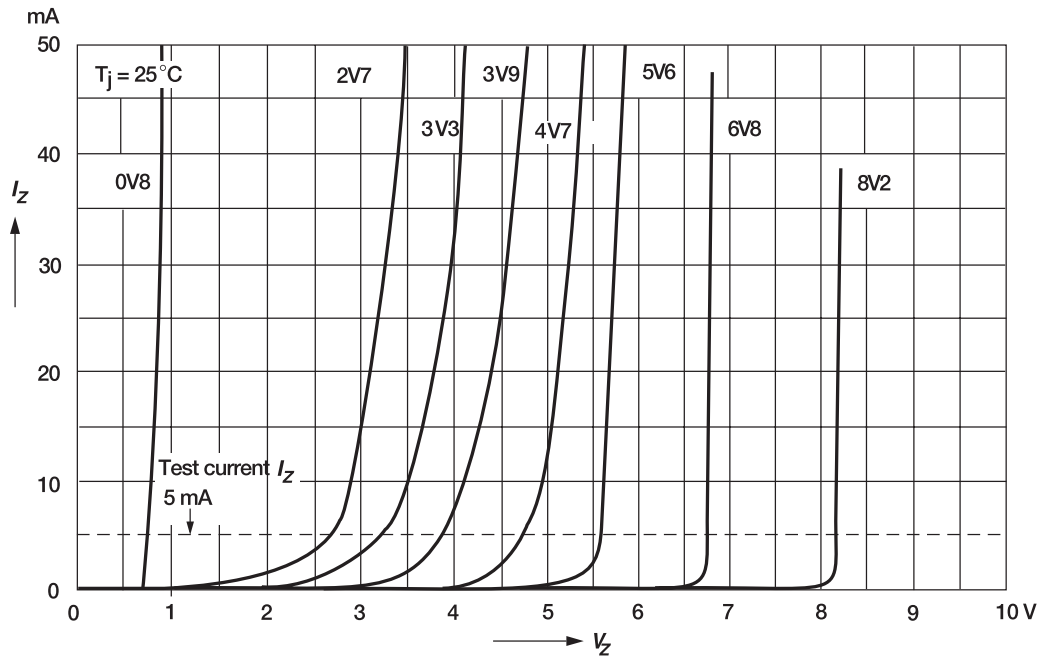
Vishay Semiconductors
formerly General Semiconductor



Ratings and Characteristic Curves ($T_A = 25^\circ\text{C}$ unless otherwise noted)

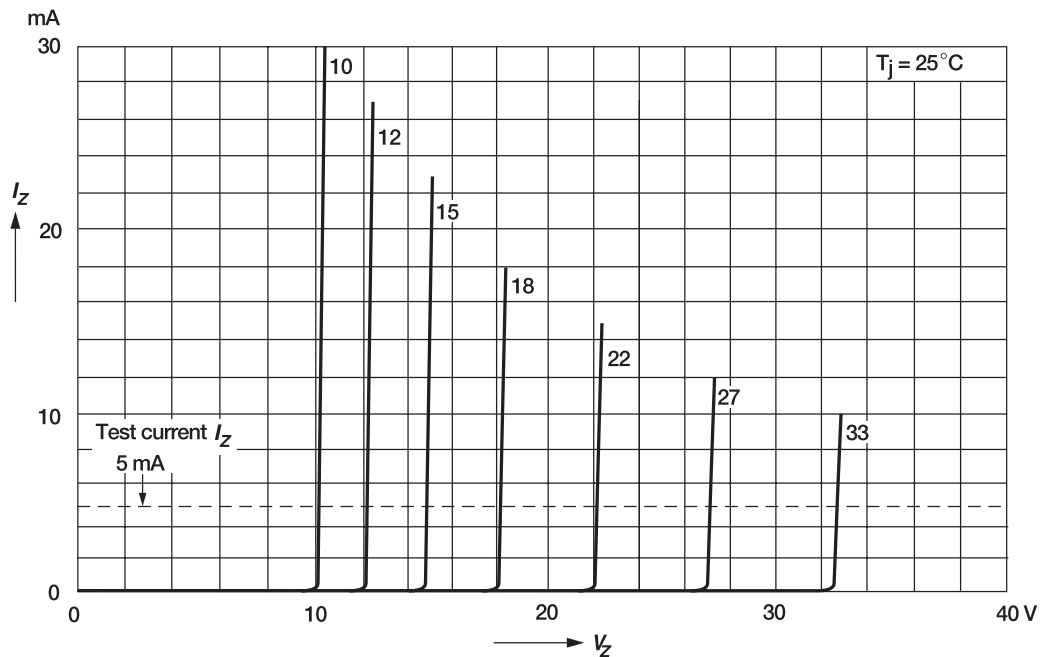
Breakdown characteristics

at $T_j = \text{constant}$ (pulsed)



Breakdown characteristics

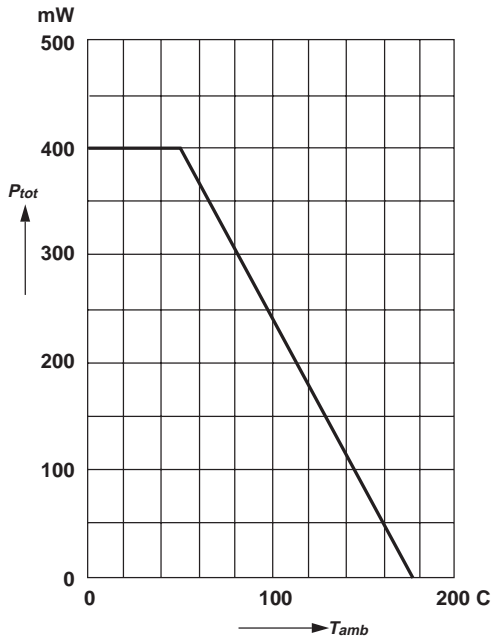
at $T_j = \text{constant}$ (pulsed)



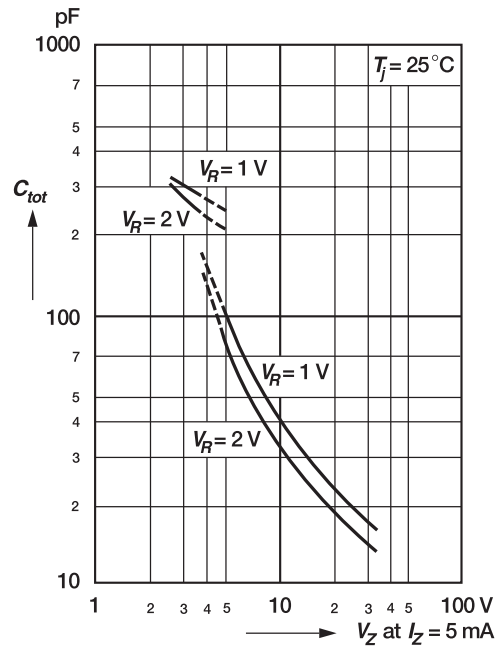
Ratings and Characteristic Curves ($T_A = 25^\circ\text{C}$ unless otherwise noted)

Admissible power dissipation versus ambient temperature

Valid provided that leads are kept ambient temperature.

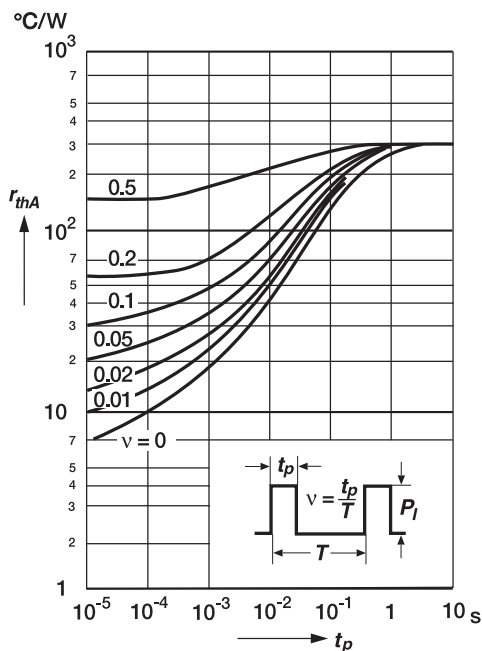


Capacitance versus Zener voltage

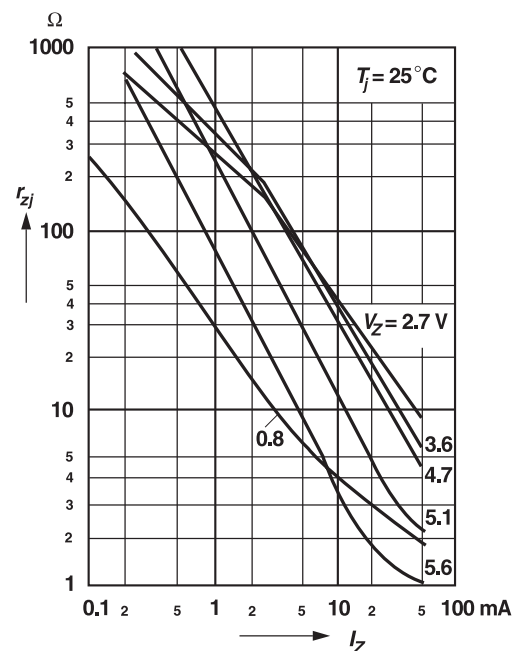


Pulse thermal resistance versus pulse duration

Valid provided that leads are kept at ambient temperature at a distance of 8 mm from case.

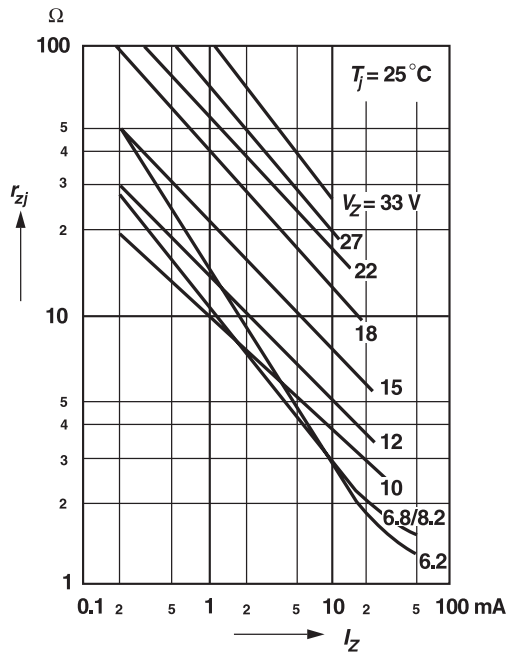


Dynamic resistance versus Zener current



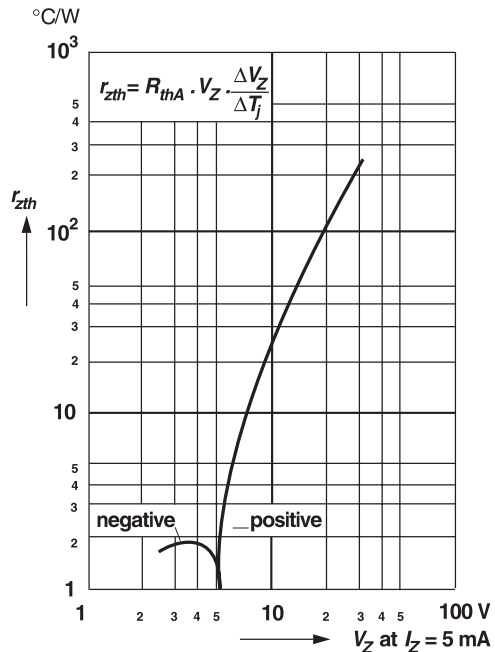
Ratings and Characteristic Curves ($T_A = 25^\circ\text{C}$ unless otherwise noted)

Dynamic resistance versus Zener current

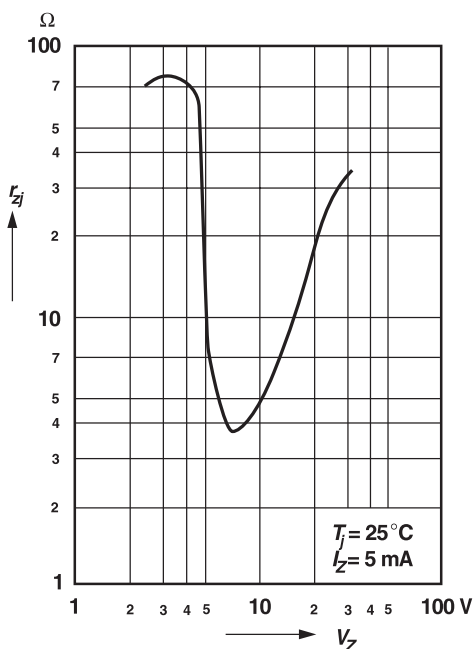


Thermal differential resistance versus Zener voltage

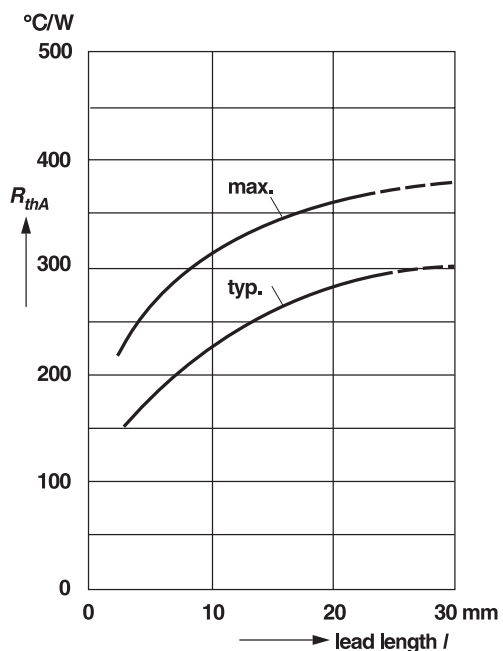
Valid provided that leads are kept at ambient temperature at a distance of 8 mm from case.



Dynamic resistance versus Zener voltage

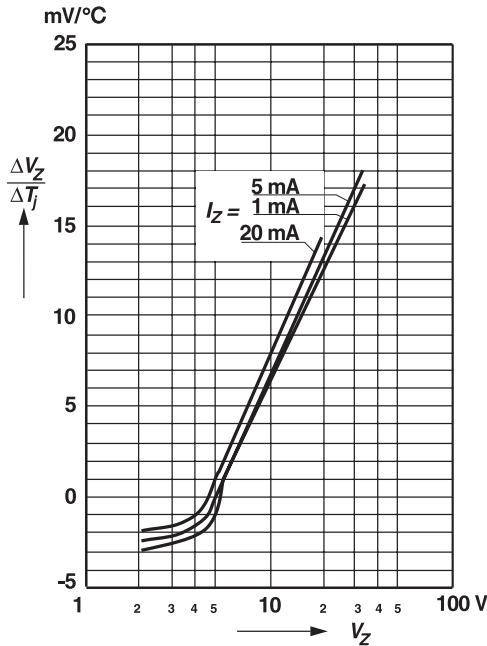


Thermal resistance versus lead length

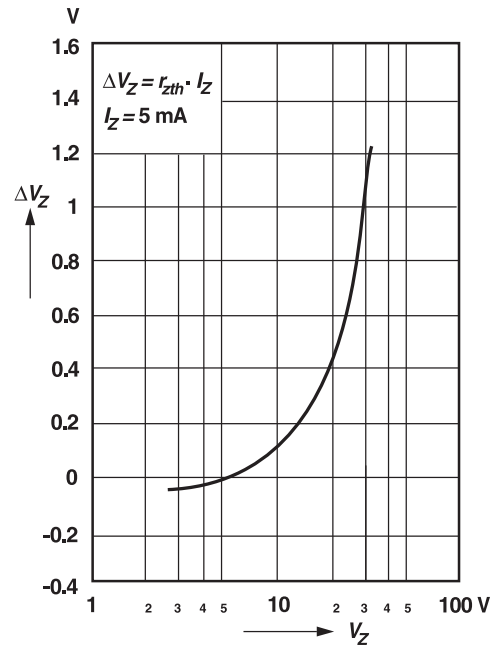


Ratings and Characteristic Curves ($T_A = 25^\circ\text{C}$ unless otherwise noted)

Temperature dependence of Zener voltage versus Zener voltage



Change of Zener voltage from turn-on up to the point of thermal equilibrium versus Zener voltage



Change of Zener voltage versus junction temperature

