


## Small Signal Zener Diodes

### Features

- Silicon planar power zener diodes
- Low zener impedance and low leakage current
- Popular in asian designs
- Compact surface mount device
- Ideal for automated mounting
- AEC-Q101 qualified
- Compliant to RoHS directive 2002/95/EC and in accordance to WEEE 2002/96/EC



**RoHS**  
COMPLIANT



20145

### Mechanical Data

**Case:** SOD-323

**Weight:** approx. 4.3 mg

#### Packaging codes/options:

GS18/10 k per 13" reel (8 mm tape), 10 k/box

GS08/3 k per 7" reel (8 mm tape), 15 k/box

### Absolute Maximum Ratings

$T_{amb} = 25\text{ }^{\circ}\text{C}$ , unless otherwise specified

Parameter	Test condition	Symbol	Value	Unit
Power dissipation		$P_d$	200	mW

### Thermal Characteristics

$T_{amb} = 25\text{ }^{\circ}\text{C}$ , unless otherwise specified

Parameter	Test condition	Symbol	Value	Unit
Junction temperature		$T_j$	150	$^{\circ}\text{C}$
Storage temperature range		$T_{stg}$	- 55 to + 150	

### Electrical Characteristics

Part number	Marking code	Zener voltage subdivision		Operating resistance	Rising operating resistance	Test current		Reverse current	
		$V_Z$ at $I_{ZT1}$	$V_Z$ at $I_{ZT1}$	$Z_Z$ at $I_{ZT1}$	$Z_{ZK}$ at $I_{ZT2}$	$I_{ZT1}$	$I_{ZT2}$	$I_R$	at $V_R$
		V	V	$\Omega$		mA	mA	$\mu A$	V
		min.	max.	max.	max.				
GDZ2V0B-V	0 2	2.020	2.200	100	1000	5	0.5	120	0.5
GDZ2V2B-V	1 2	2.220	2.410	100	1000	5	0.5	120	0.7
GDZ2V4B-V	2 2	2.430	2.630	100	1000	5	0.5	120	1
GDZ2V7B-V	3 2	2.690	2.910	110	1000	5	0.5	100	1
GDZ3V0B-V	4 2	3.010	3.220	120	1000	5	0.5	50	1
GDZ3V3B-V	5 2	3.320	3.530	120	1000	5	0.5	20	1
GDZ3V6B-V	6 2	3.600	3.845	100	1000	5	1	10	1
GDZ3V9B-V	7 2	3.890	4.160	100	1000	5	1	5	1
GDZ4V3B-V	8 2	4.170	4.430	100	1000	5	1	5	1
GDZ4V7B-V	9 2	4.550	4.750	100	800	5	0.5	2	1
GDZ5V1B-V	T 1	4.980	5.200	80	500	5	0.5	2	1
GDZ5V6B-V	T 2	5.490	5.730	60	200	5	0.5	1	2.5
GDZ6V2B-V	T 3	6.060	6.330	60	100	5	0.5	1	3
GDZ6V8B-V	T 4	6.650	6.930	40	60	5	0.5	0.5	3.5
GDZ7V5B-V	T 5	7.280	7.600	30	60	5	0.5	0.5	4
GDZ8V2B-V	T 6	8.020	8.360	30	60	5	0.5	0.5	5
GDZ9V1B-V	T 7	8.850	9.230	30	60	5	0.5	0.5	6
GDZ10B-V	T 8	9.770	10.210	30	60	5	0.5	0.1	7
GDZ11B-V	T 9	10.760	11.220	30	60	5	0.5	0.1	8
GDZ12B-V	T A	11.740	12.240	30	80	5	0.5	0.1	9
GDZ13B-V	T B	12.910	13.490	37	80	5	0.5	0.1	10
GDZ15B-V	T C	14.340	14.980	42	80	5	0.5	0.1	11
GDZ16B-V	T D	15.850	16.510	50	80	5	0.5	0.1	12
GDZ18B-V	T E	17.560	18.350	65	80	5	0.5	0.1	13
GDZ20B-V	T H	19.520	20.390	85	100	5	0.5	0.1	15
GDZ22B-V	T K	21.540	22.470	100	100	5	0.5	0.1	17
GDZ24B-V	T L	23.720	24.780	120	120	5	0.5	0.1	19
GDZ27B-V	T M	26.190	27.530	150	150	5	0.5	0.1	21
GDZ30B-V	T N	29.190	30.690	200	200	5	0.5	0.1	23
GDZ33B-V	T P	32.150	33.790	250	250	5	0.5	0.1	25
GDZ36B-V	T T	35.070	36.870	300	300	5	0.5	0.1	27

Notes:

- (1) The zener voltage  $V_Z$  is measured 40 ms after power is supplied.
- (2) The operating resistance ( $Z_Z$ ,  $Z_{ZK}$ ) are measured by superimposing a 1 kHz alternating current on the regulated current ( $I_Z$ ).

## Typical Characteristics ( $T_{amb} = 25\text{ }^{\circ}\text{C}$ unless otherwise specified)

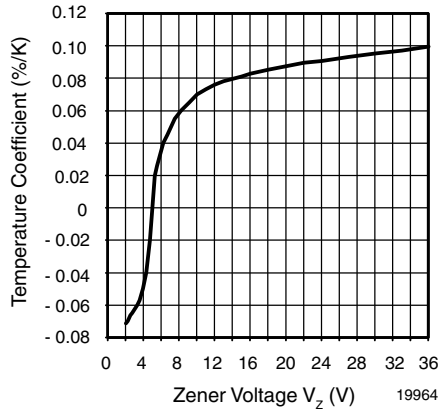
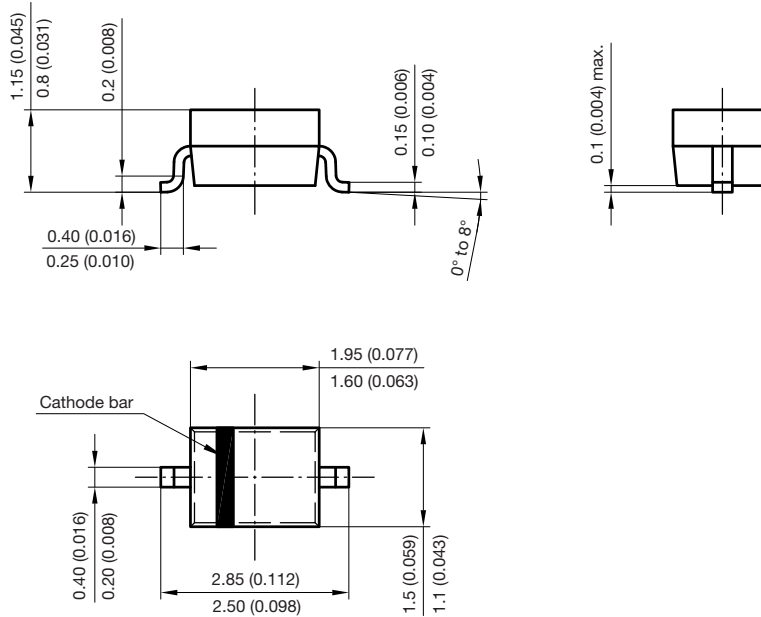
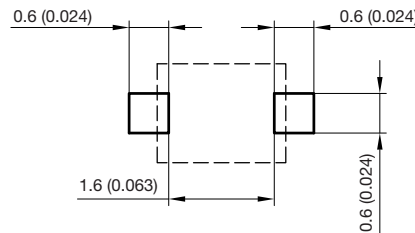


Figure 1. Zener Voltage Temperature Coefficient vs. Zener Voltage

## Package Dimensions in millimeters (inches): SOD-323



Foot print recommendation:



Document no.:S8-V-3910.02-001 (4)  
 Created - Date: 24.August.2004  
 Rev. 5 - Date: 23.Sept.2009  
 17443



## Disclaimer

ALL PRODUCT, PRODUCT SPECIFICATIONS AND DATA ARE SUBJECT TO CHANGE WITHOUT NOTICE TO IMPROVE RELIABILITY, FUNCTION OR DESIGN OR OTHERWISE.

Vishay Intertechnology, Inc., its affiliates, agents, and employees, and all persons acting on its or their behalf (collectively, "Vishay"), disclaim any and all liability for any errors, inaccuracies or incompleteness contained in any datasheet or in any other disclosure relating to any product.

Vishay makes no warranty, representation or guarantee regarding the suitability of the products for any particular purpose or the continuing production of any product. To the maximum extent permitted by applicable law, Vishay disclaims (i) any and all liability arising out of the application or use of any product, (ii) any and all liability, including without limitation special, consequential or incidental damages, and (iii) any and all implied warranties, including warranties of fitness for particular purpose, non-infringement and merchantability.

Statements regarding the suitability of products for certain types of applications are based on Vishay's knowledge of typical requirements that are often placed on Vishay products in generic applications. Such statements are not binding statements about the suitability of products for a particular application. It is the customer's responsibility to validate that a particular product with the properties described in the product specification is suitable for use in a particular application. Parameters provided in datasheets and/or specifications may vary in different applications and performance may vary over time. All operating parameters, including typical parameters, must be validated for each customer application by the customer's technical experts. Product specifications do not expand or otherwise modify Vishay's terms and conditions of purchase, including but not limited to the warranty expressed therein.

Except as expressly indicated in writing, Vishay products are not designed for use in medical, life-saving, or life-sustaining applications or for any other application in which the failure of the Vishay product could result in personal injury or death. Customers using or selling Vishay products not expressly indicated for use in such applications do so at their own risk and agree to fully indemnify and hold Vishay and its distributors harmless from and against any and all claims, liabilities, expenses and damages arising or resulting in connection with such use or sale, including attorneys fees, even if such claim alleges that Vishay or its distributor was negligent regarding the design or manufacture of the part. Please contact authorized Vishay personnel to obtain written terms and conditions regarding products designed for such applications.

No license, express or implied, by estoppel or otherwise, to any intellectual property rights is granted by this document or by any conduct of Vishay. Product names and markings noted herein may be trademarks of their respective owners.