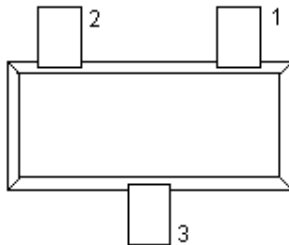
**Features:**

- Plastic SMD package.
- Low leakage current: typical 3pA.
- Switching time: typical 0.8μs.
- Continuous reverse voltage: maximum 75V.
- Repetitive peak reverse voltage: maximum 85V.
- Repetitive peak forward current: maximum 500mA.

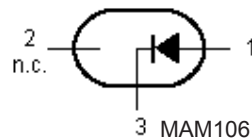
Application : Low leakage current applications in surface mounted circuits.

Description:

Epitaxial medium-speed switching diode with a low leakage current in a small SOT23 plastic SMD package.

Simplified Outline (SOT23) and Symbol

Top view



Marking code: JVp = made in Hong Kong; JVt = made in Malaysia.

Pin	Description
1	Anode
2	Not Connected
3	Cathode

Limiting Values

In accordance with the Absolute Maximum Rating System (IEC 134).

Symbol	Parameter	Conditions	Minimum	Maximum	Unit
V_{RRM}	Repetitive Peak Reverse Voltage	-	-	85	V
V_R	Continuous Reverse Voltage	-	-	75	
I_F	Continuous Forward Current	Note 1	-	215	mA
I_{FRM}	Repetitive Peak Forward Current	-	-	500	
I_{FSM}	Non-repetitive Peak Forward Current	Square Wave, $T_j = 25^\circ\text{C}$ Prior to Surge $t_p = 1\mu\text{s}$ $t_p = 1\mu\text{s}$ $t_p = 1\text{s}$	-	4 1 0.5	A A A
P_{tot}	Total Power Dissipation	$-T_{amb} = 25^\circ\text{C}$, Note 1	-65	250	mW
T_{stg}	Storage Temperature	-	-	+150	$^\circ\text{C}$
T_j	Junction Temperature	-	-	150	

Note: 1. Device mounted on a FR4 printed-circuit board.

Electrical Characteristics ($T_j = 25^\circ\text{C}$ unless otherwise specified)

Symbol	Parameter	Conditions	Minimum	Maximum	Unit
V_F	Forward Voltage	$I_F = 1\text{mA}$	-	0.9	V
		$I_F = 10\text{mA}$	-	1	V
		$I_F = 50\text{mA}$	-	1.1	V
		$I_F = 150\text{mA}$	-	1.25	V
I_R	Reverse Current	$V_R = 75\text{V}$	0.003	5	nA
		$V_R = 75\text{V}$; $T_j = 150^\circ\text{C}$	3	80	nA
C_d	Diode Capacitance	$f = 1\text{MHz}$, $V_R = 0$	3	-	pF
t_{rr}	Reverse Recovery Time	When Switched from $I_F = 10\text{mA}$ to $I_R = 10\text{mA}$; $R_L = 100\Omega$; Measured at $I_R = 1\text{mA}$	0.8	3	μs

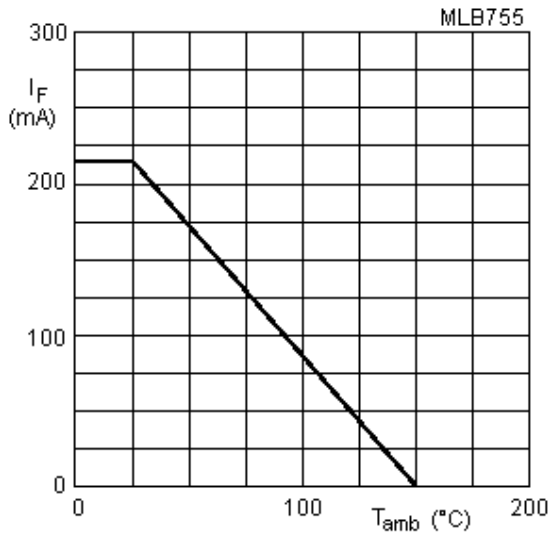
Thermal Characteristics

Symbol	Parameter	Conditions	Value	Unit
$R_{th\ j-tp}$	Thermal Resistance from Junction to Tie-Point	-	330	K/W
$R_{th\ j-a}$	Thermal Resistance from Junction to Ambient	Note 1	500	

Note: 1. Device mounted on a FR4 printed-circuit board.

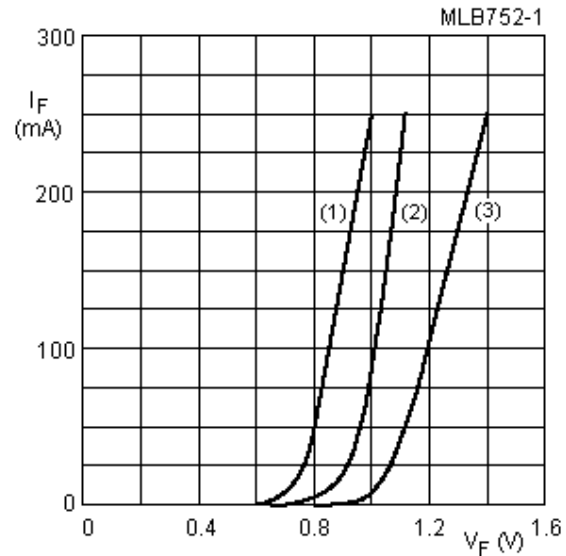
Graphical Data

Maximum Permissible Continuous Forward Current as a Function of Ambient Temperature



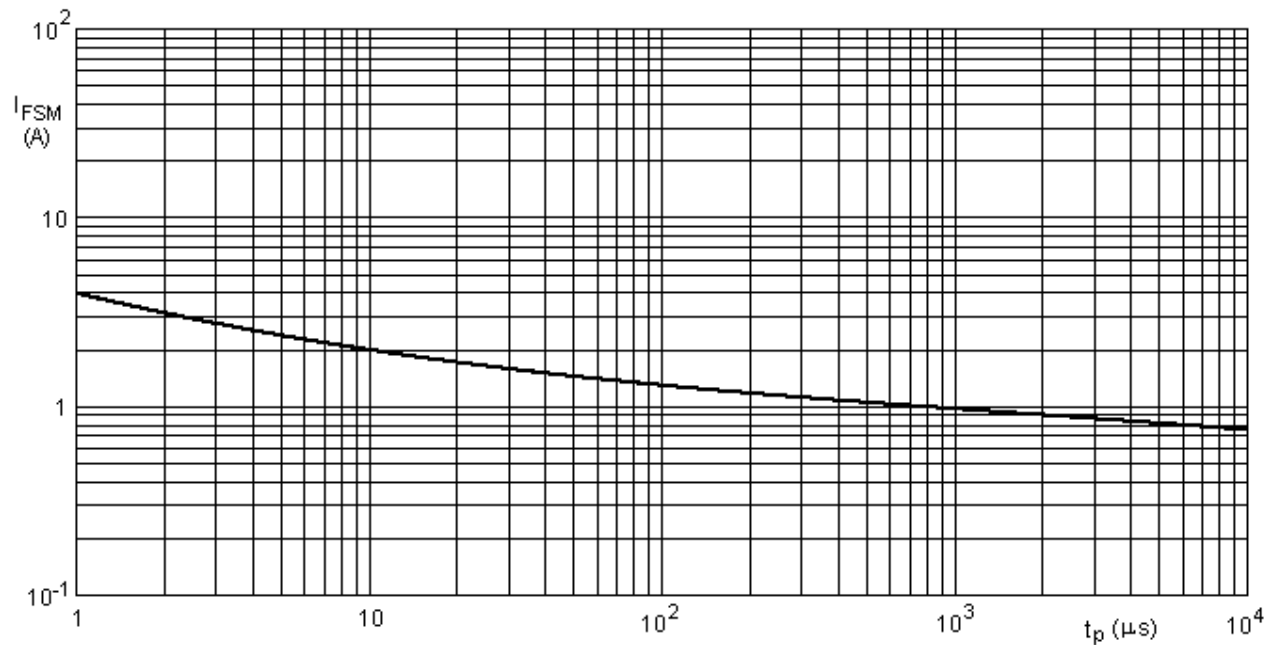
Device Mounted on a FR4 Printed-Circuit Board.

Forward Current as a Function of Forward Voltage



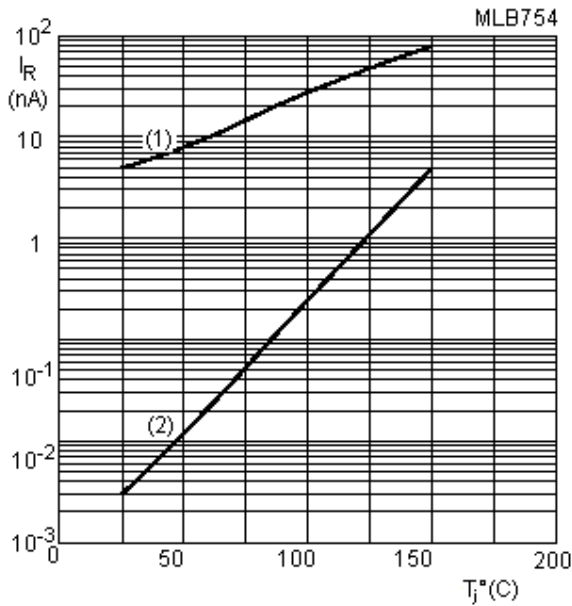
- (1) $T_j = 150^\circ\text{C}$; Typical values.
- (2) $T_j = 25^\circ\text{C}$; Typical values.
- (3) $T_j = 25^\circ\text{C}$; maximum values.

Maximum Permissible Non-Repetitive Peak Forward Current as a Function of Pulse Duration



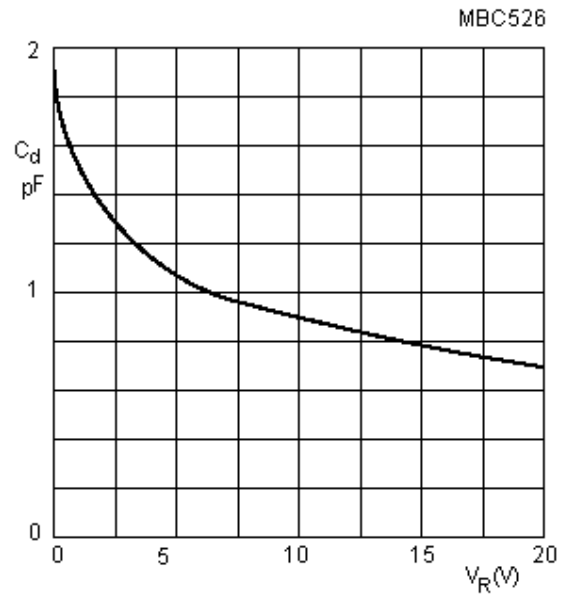
Based on square wave currents; $T_j = 25^\circ\text{C}$ prior to surge.

Reverse Current as a Function of Junction Temperature



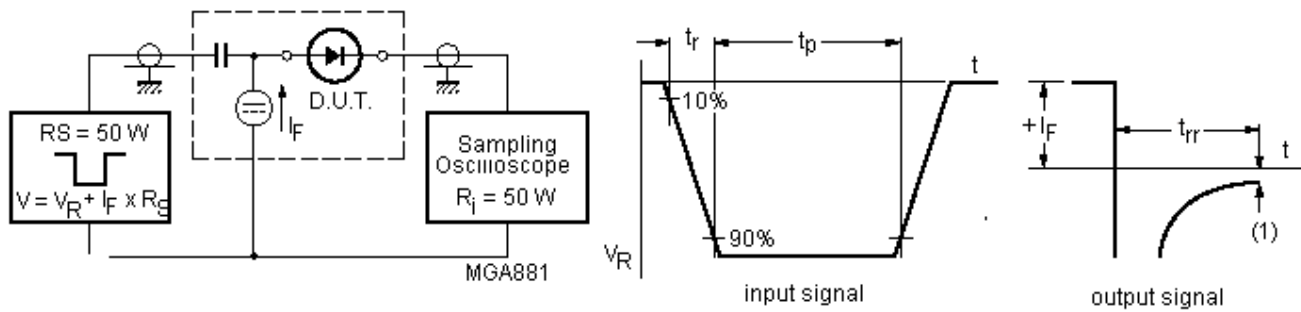
$V_R = 75 \text{ V}$

Diode Capacitance as a Function of Reverse Voltage; Typical Values



$f = 1 \text{ MHz}; T_j = 25 \text{ }^\circ\text{C}$

Reverse Recovery Time Test Circuit and Waveforms



Part Number Table

Description	Part Number
Diode, High Speed, SOT-23	BAS116

Notes:

International Sales Offices:

	AUSTRALIA - Farnell Tel No: ++61 1300 361 005 Fax No: ++61 1300 361 225		FINLAND - Farnell Tel No: ++358 9 560 7780 Fax No: ++358 9 345 5411		ITALY - Farnell Tel No: ++39 02 93 995 200 Fax No: ++39 02 93 995 300		SPAIN - Farnell Tel No: 901 20 20 80 Fax No: 901 20 20 90
	AUSTRIA - Farnell Tel No: ++43 662 2180 680 Fax No: ++43 662 2180 670		FRANCE - Farnell Tel No: ++33 474 68 99 99 Fax No: ++33 474 68 99 90		MALAYSIA - Farnell-Newark Tel No: ++60 3 7873 8000 Fax No: ++60 3 7873 7000		SWEDEN - Farnell Tel No: ++46 8 730 50 00 Fax No: ++46 8 83 52 62
	BELGIUM - Farnell Tel No: ++32 3 475 2810 Fax No: ++32 3 227 3648		GERMANY - Farnell Tel No: ++49 89 61 39 39 39 Fax No: ++49 89 613 59 01		NETHERLANDS - Farnell Tel No: ++31 30 241 7373 Fax No: ++31 30 241 7333		SWITZERLAND - Farnell Tel No: ++44 204 64 64 Fax No: ++44 204 64 54
	BRAZIL - Farnell-Newark Tel No: ++55 11 4066 9400 Fax No: ++55 11 4066 9410		HONG KONG - Farnell-Newark Tel No: ++852 2268 9888 Fax No: ++852 2268 9899		NEW ZEALAND - Farnell Tel No: 0800 90 80 80 Fax No: 0800 90 80 81		UK - Farnell Tel No: ++44 8701 200 200 Fax No: ++44 8701 200 201
	CHINA - Farnell-Newark Tel No: ++86 10 6238 5152 Fax No: ++86 10 6238 5022		HUNGARY - Farnell Tel No: ++44 870 1200 208 Fax No: ++44 870 1200 209		NORWAY - Farnell Tel No: 800 146 70 Fax No: 800 146 76		UK - CPC ++44 8701 202 530 ++44 8701 202 531
	CZECH REPUBLIC - Farnell Tel No: ++44 870 1200 208 Fax No: ++44 870 1200 209		INDIA - Farnell Tel No: ++44 870 1200 208 Fax No: ++44 870 1200 209		PORTUGAL - Farnell Tel No: ++34 93 475 8804 Fax No: ++34 93 474 5288		USA - Newark Tel No: 800 463 9275
	DENMARK - Farnell Tel No: ++45 44 53 66 44 Fax No: ++45 44 53 66 06		IRELAND - Farnell Tel No: ++353 1 830 9277 Fax No: ++353 1 830 9016		RUSSIA - Farnell Tel No: ++44 870 1200 208 Fax No: ++44 870 1200 209	 EXPORT - Farnell Tel No: ++44 8701 200 208 Fax No: ++44 8701 200 209 For enquiries from all other markets	
	ESTONIA - Farnell Tel No: ++358 9 560 7780 Fax No: ++358 9 345 5411		ISRAEL - Farnell Tel No: ++180 937 0015 Fax No: ++180 937 0014		SINGAPORE - Farnell-Newark Tel No: ++65 6788 0200 Fax No: ++65 6788 0300	http://www.farnell.com http://www.newark.com http://www.cpc.co.uk	

Disclaimer This data sheet and its contents (the "Information") belong to the Premier Farnell Group (the "Group") or are licensed to it. No licence is granted for the use of it other than for information purposes in connection with the products to which it relates. No licence of any intellectual property rights is granted. The Information is subject to change without notice and replaces all data sheets previously supplied. The Information supplied is believed to be accurate but the Group assumes no responsibility for its accuracy or completeness, any error in or omission from it or for any use made of it. Users of this data sheet should check for themselves the Information and the suitability of the products for their purpose and not make any assumptions based on information included or omitted. Liability for loss or damage resulting from any reliance on the Information or use of it (including liability resulting from negligence or where the Group was aware of the possibility of such loss or damage arising) is excluded. This will not operate to limit or restrict the Group's liability for death or personal injury resulting from its negligence. SPC Multicomp is the registered trademark of the Group. © Premier Farnell plc 2008.