




Features

- ◆ Ultra wide 4 : 1 Input Range
- ◆ Extended Operating Temperature Range
– 40°C to +85°C
- ◆ I/O-Isolation 1500 VDC
- ◆ Input Filter meets EN 55022, Class A and
FCC, Level A without external Components
- ◆ Remote On/Off
- ◆ Adjustable Output
- ◆ Industry Standard Footprint
- ◆ Shielded Metal Case with insulated
Baseplate
- ◆ Optional Heatsink
- ◆ Lead free Design - RoHS compliant
- ◆ 3 Year Product Warranty



The TEN 20WI series is a family of high performance 20W DC/DC converter modules featuring ultra wide 4:1 input voltage ranges in a compact 2" x 1.6" low profile package with industry-standard footprint. A very high efficiency allows an operating temperature range of –40°C to 85°C. A built-in EMI input filter complies with EN 55022, class A without external components. Further standard features include remote On/Off, output voltage trimming, over voltage protection and short-circuit protection.

Typical applications for these converters are battery operated equipment and distributed power architectures in communication and industrial electronics, everywhere where isolated, tightly regulated voltages are required.

Models				
Order code	Input voltage range	Output voltage	Output current max.	Efficiency typ.
TEN 20-2411WI	9 – 36 VDC	5 VDC	4'000 mA	79 %
TEN 20-2412WI		12 VDC	1'670 mA	81 %
TEN 20-2413WI		15 VDC	1'330 mA	81 %
TEN 20-2421WI		± 5 VDC	± 2'000 mA	79 %
TEN 20-2422WI		± 12 VDC	± 835 mA	81 %
TEN 20-2423WI		± 15 VDC	± 665 mA	82 %
TEN 20-4811WI	18 – 75 VDC	5 VDC	4'000 mA	80 %
TEN 20-4812WI		12 VDC	1'670 mA	81 %
TEN 20-4813WI		15 VDC	1'330 mA	81 %
TEN 20-4821WI		± 5 VDC	± 2'000 mA	79 %
TEN 20-4822WI		± 12 VDC	± 835 mA	83 %
TEN 20-4823WI		± 15 VDC	± 665 mA	84 %

Input Specifications

Input current at no load	24 Vin models: 35 mA typ. 48 Vin models: 25 mA typ.
Input current at full load	24 Vin models: 1000 mA typ. 48 Vin models: 500 mA typ.
Surge voltage (100 msec. max.)	24 Vin models: 50 V max. 48 Vin models: 100 V max.
Conducted noise (input)	EN 55022 level A, FCC part 15, level A
ESD (input)	EN 61000-4-2, perf. criteria B
Fast transient (input)	EN 61000-4-4, perf. criteria B
Surge (input)	EN 61000-4-5, perf. criteria B

Output Specifications

Voltage set accuracy	± 2 %
Output voltage adjustment	± 10 %
Regulation	<ul style="list-style-type: none"> – Input variation Vin min. to Vin max. ± 0.2 % max. – Load variation 25 – 100%: <ul style="list-style-type: none"> single output models: ± 0.5 % max. dual output models: ± 3 % max. – Load cross variation 25 % / 100 % ± 5 % max.
Temperature coefficient	± 0.02 % /K
Ripple and noise (20 MHz Bandwidth)	<ul style="list-style-type: none"> single output models: 75 mVpk-pk max. dual output models: 100 mVpk-pk max.
Start up time (nominal Vin and constant resistive load)	20 ms typ.
Transient Response (25% load step change)	500 µs typ.
Short circuit protection	indefinite (automatic recovery)
Over load protection	150% of Iout max typ. foldback
Over voltage protection	<ul style="list-style-type: none"> 5 Vout models: 6.2 V 12 Vout models: 15 V 15 Vout models: 18 V
Minimum load (only for dual output models)	10% of rated max current (operation at lower load condition will not damage these converters, however, they may not meet all listed specifications)
Capacitive load	<ul style="list-style-type: none"> 5 Vout models / ± 5 Vout models: 6'800 µF max. / ± 3'400 µF max. 12 Vout models / ±12 Vout models: 2'200 µF max. / ± 680 µF max. 15 Vout models / ±15 Vout models: 755 µF max. / ± 450 µF max.

General Specifications

Temperature ranges	<ul style="list-style-type: none"> – Operating – 40 °C ... + 85 °C – Case temperature + 100 °C max. – Storage – 55 °C ... + 105 °C
Thermal impedance	<ul style="list-style-type: none"> – with heat-sink TEN-HS2 8.24 K /watt – without heat-sink 10 K /watt
Derating	see graphs on page 3 to 5
Humidity (non condensing)	95 % rel H max.
Reliability, calculated MTBF (MIL-HDBK-217 E)	> 440'000 h @ + 25°C
Isolation (Input/Output)	<ul style="list-style-type: none"> – Voltage 1'500 VDC – Capacity 300 pF max. – Resistance > 1'000 M Ohm

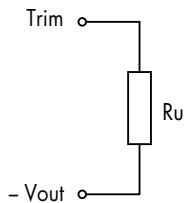
All specifications valid at nominal input voltage, full load and +25°C after warm-up time unless otherwise stated.

General Specifications

Switching frequency (fixed)		300 kHz typ. (Pulse width modulation PWM)
Vibration		10-55Hz, 2G, 30 minutes along X,Y,Z
Remote On/Off	- ON: - OFF: - OFF idle current:	3.5 ... 12 VDC or open circuit. 0 ... 1.2 VDC or short circuit pin 3 and pin 2 20 mA typ.
Safety standards		UL 1950, EN 60950, IEC 60950 compliance up to 60 VDC input voltage (SELV limit)
Safety approvals		UL /cUL File E 188913

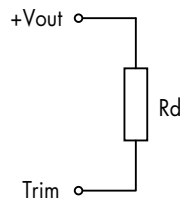
Output Voltage Adjustment

Trim up



Ru [kohm]*		5V	12V	15V
output				
+5%	3.9	56	470	
+10%	0.47	6.8	2.2	
output	±5V	±12V	±15V	
+5%	10	22	39	
+10%	0.82	1.5	6.8	



Trim down

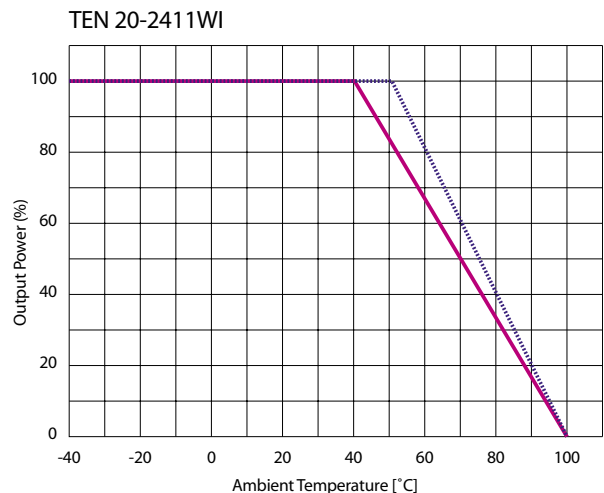
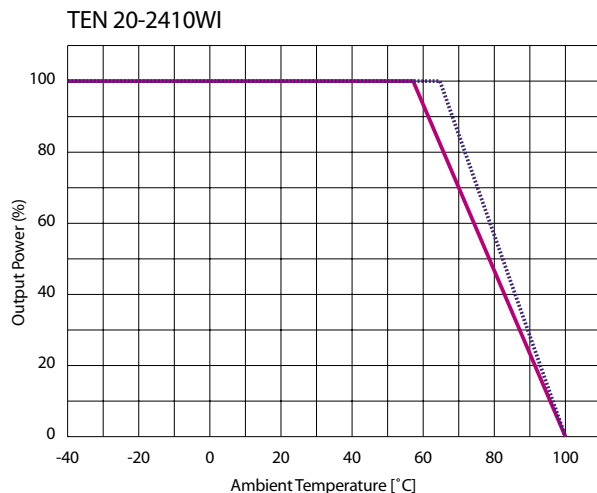


Rd [kohm]*		5V	12V	15V
output				
-5%	5.6	47	56	
-10%	0.68	2.7	1.8	
output	±5V	±12V	±15V	
-5%	15	47	47	
-10%	1.2	10	8.2	

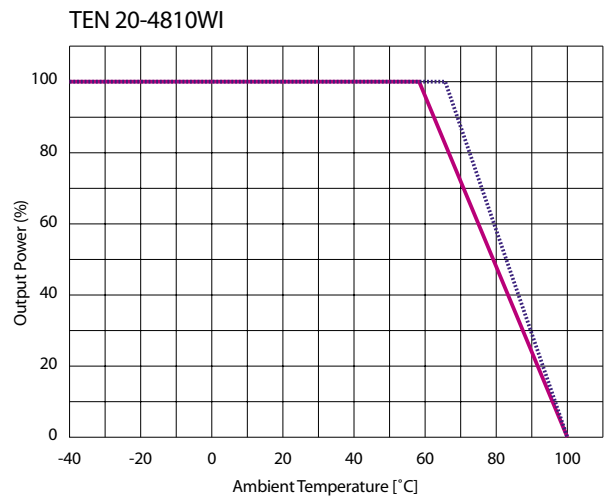
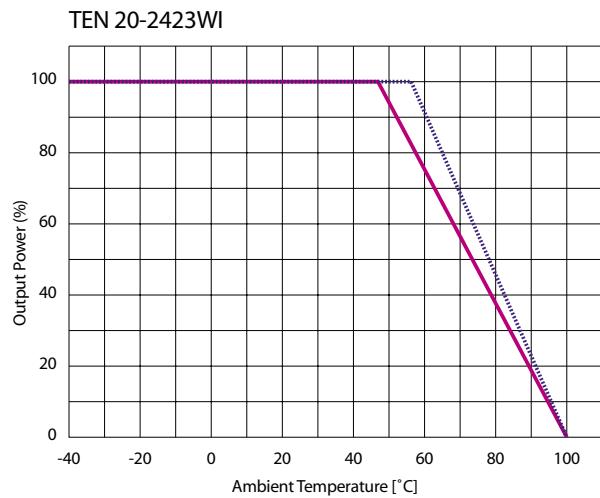
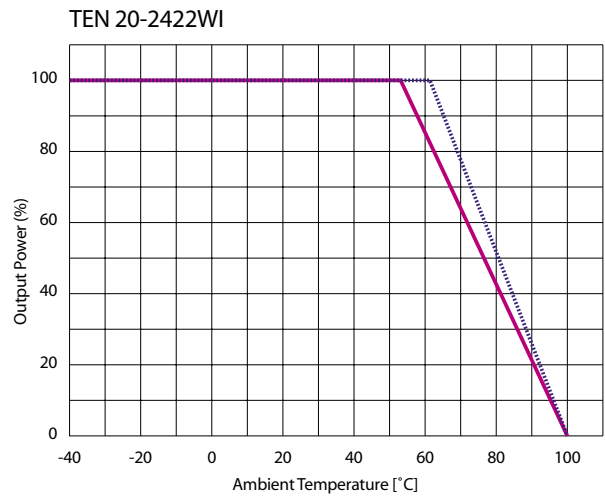
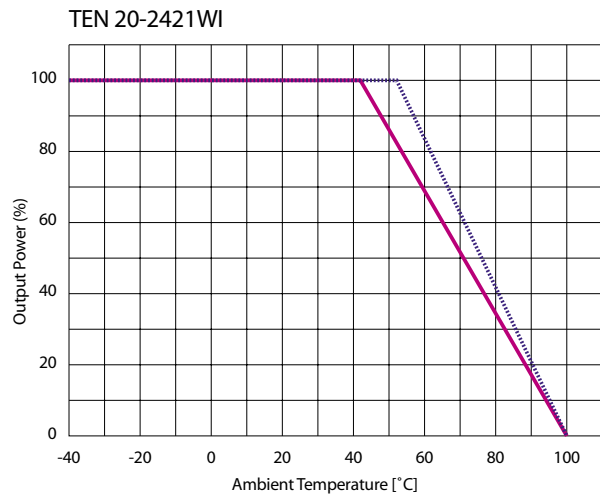
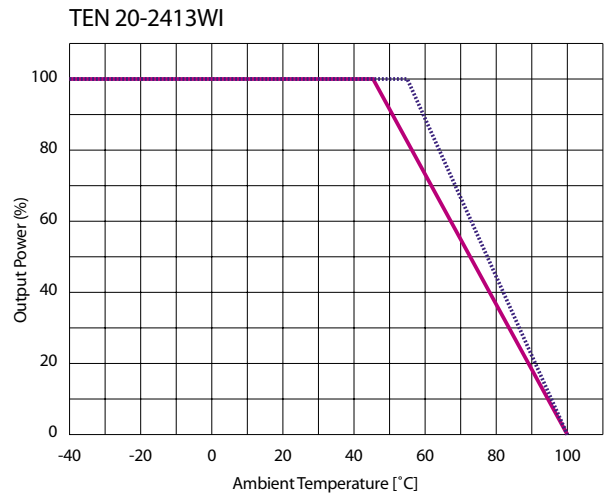
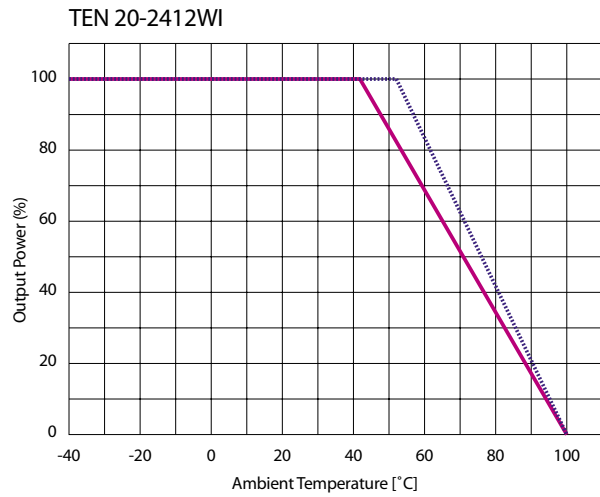
*approximate values

Power De-rating

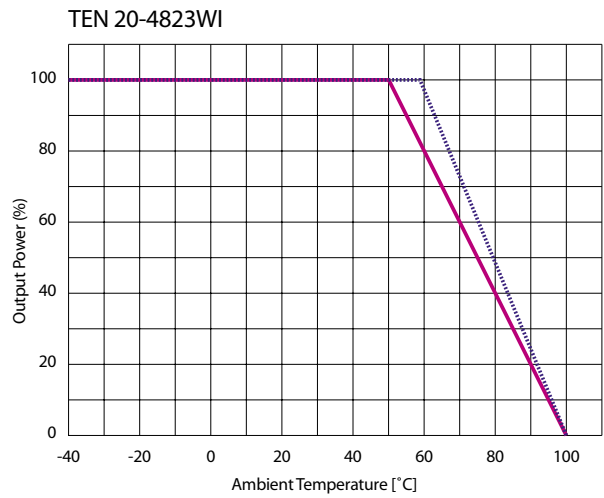
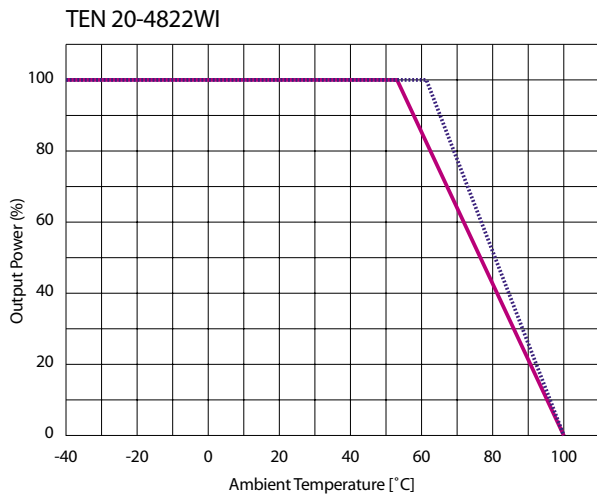
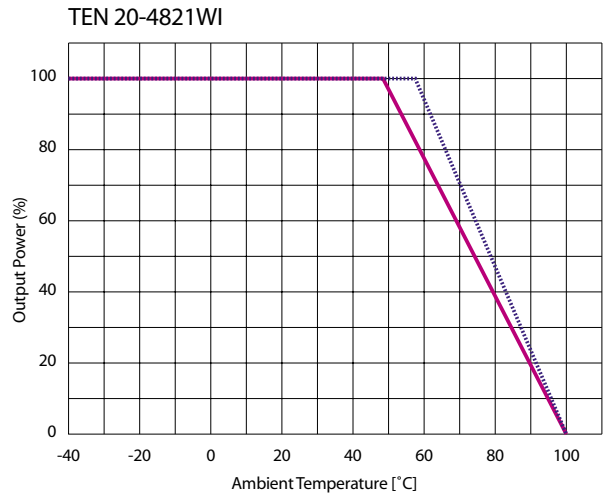
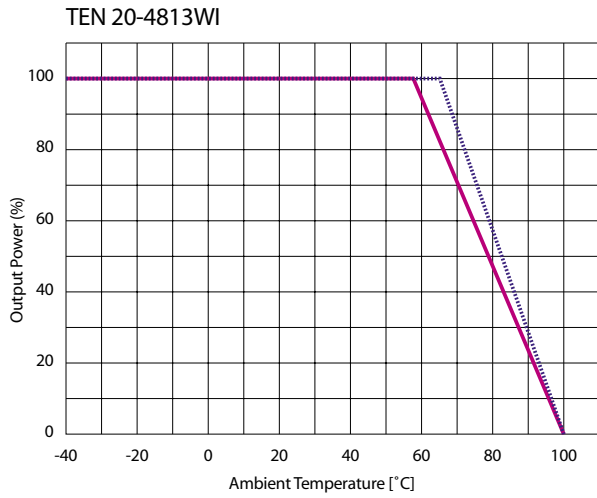
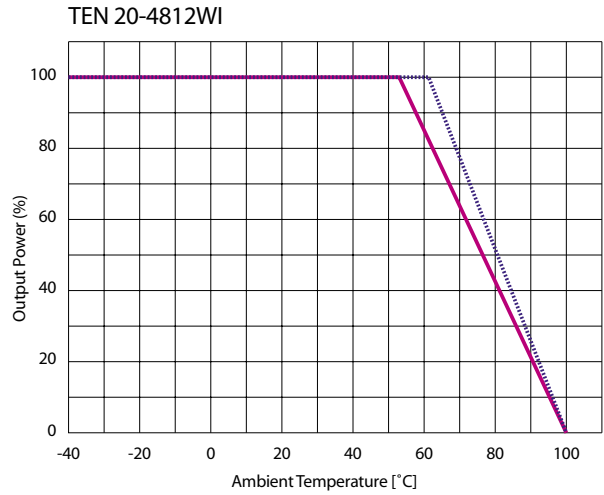
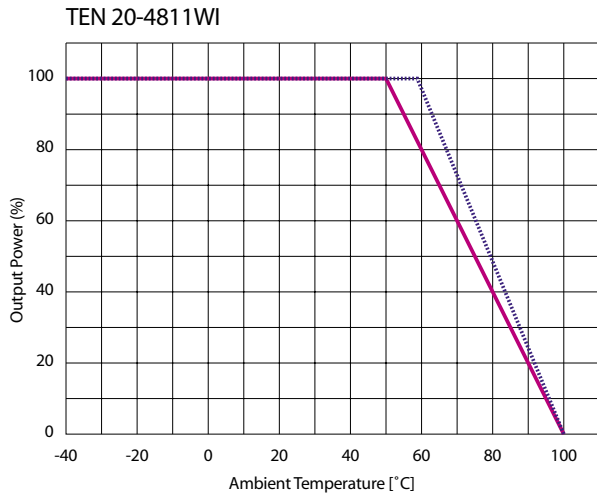
-  Natural convection with heat-sink TEN-HS2
-  Natural convection without heat-sink



Power De-rating



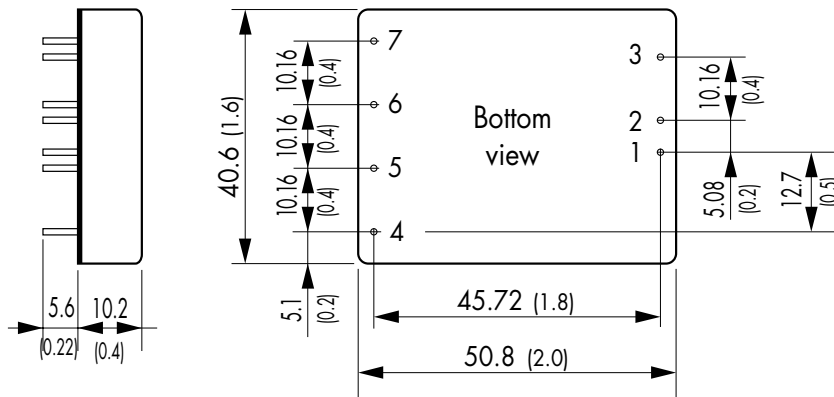
Power De-rating



Physical Specifications

Case material	copper, nickel plated
Baseplate material	non conductive FR4
Potting material	epoxy (UL 94V-0 - rated)
Weight	50 g (1.2 oz)
Soldering temperature	max. 265 °C / 10 sec.

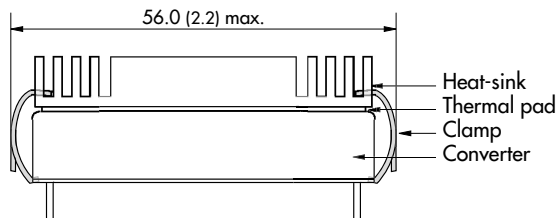
Outline Dimensions



Pin-Out		
Pin	Single	Dual
1	+Vin (Vcc)	+Vin (Vcc)
2	-Vin (GND)	-Vin (GND)
3	Remote On/Off	
4	No pin	+ Vout
5	+ Vout	Common
6	-Vout	-Vout
7	Trim	

Dimensions in [mm], () = Inch
 Pin diameter: 1.0 ±0.05 (0.02 ±0.002)
 Pin pitch tolerances: ±0.35 (±0.014)
 Case tolerances: ±0.5 (±0.02)

Heat-sink TEN-HS2



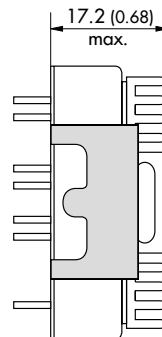
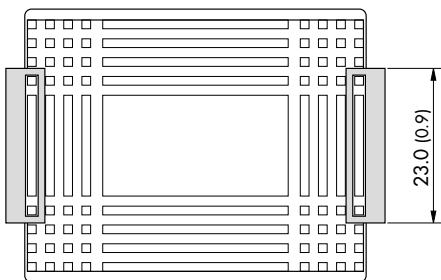
Order code: TEN-HS2

(cont.: heat-sink, thermal pad, 2 clamps)

Material: Aluminum

Finish: Anodic treatment (black)

Weight: 19g (0.67oz) (without converter)



Note:

The product label on converter has to be removed before mounting the heat-sink. For volume orders converters will be supplied with heat-sinks already mounted. Please contact factory for quotation. Separate heat-sinks are only available for prototypes and small quantity orders.

Specifications can be changed without notice