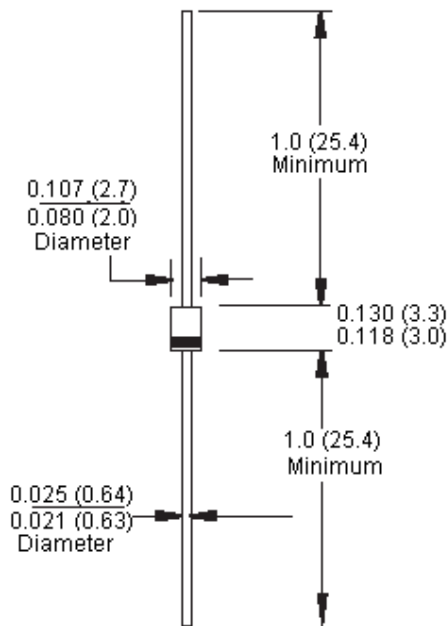




Features:

- Plastic package.
- Ideally suited for use in very high frequency switching power supplies, inverters and as free wheeling diodes.
- Ultrafast recovery time for high efficiency.
- Excellent high temperature switching.
- Glass passivated junction.
- High temperature soldering guaranteed: 260°C/10 seconds/0.375 inch, (9.5mm) lead lengths at 5lbs., (2.3kg) tension.

TS-1



Dimensions : Inches (Millimetres)

Mechanical Data:

Cases	: Void free moulded plastic body over glass passivated chip junction.
Terminals	: Pure tin plated, lead free, solderable per MIL-STD-750, Method 2026.
Polarity	: Colour band denotes cathode end.
Mounting Position	: Any.
Weight	: 0.0064 ounce, 0.181 gram.

Maximum Ratings and Electrical Characteristics

Rating at 25°C ambient temperature unless otherwise specified.

Single phase, half wave, 60Hz, resistive or inductive load.

For capacitive load, derate current by 20%.

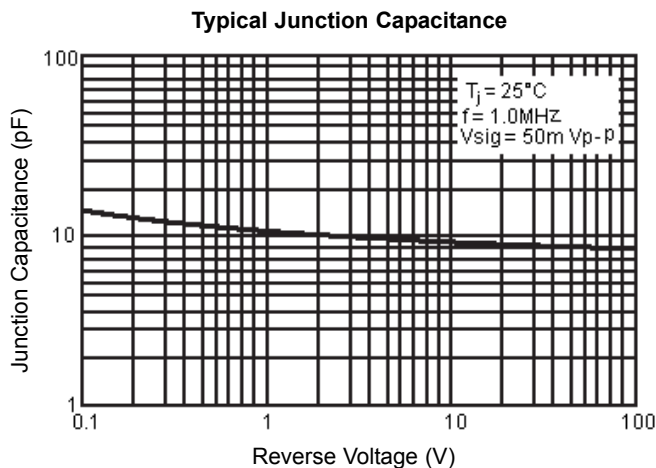
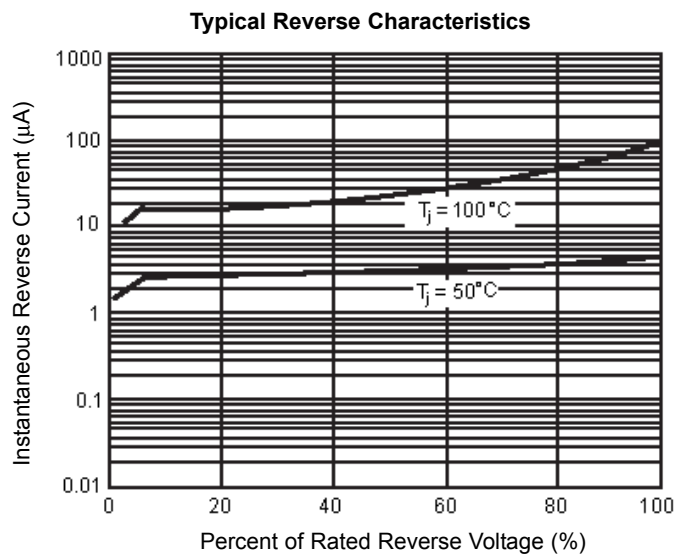
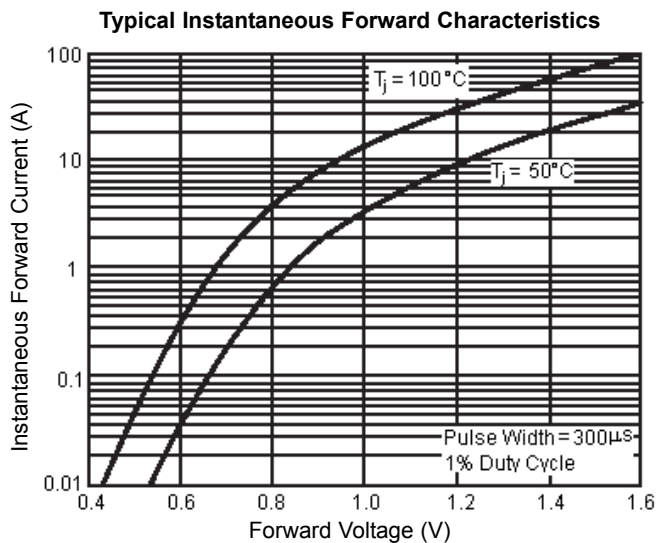
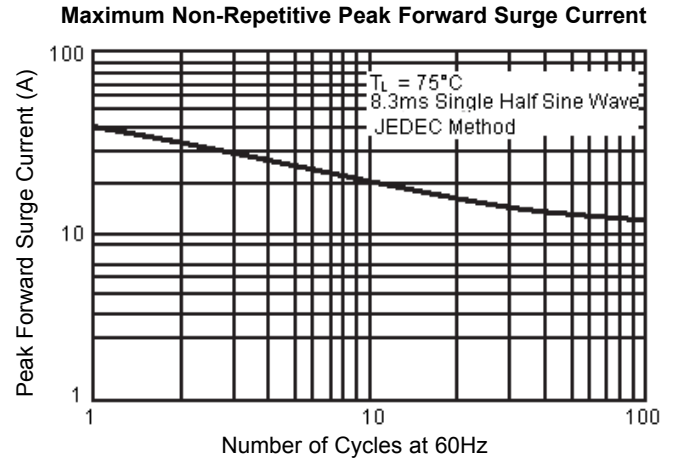
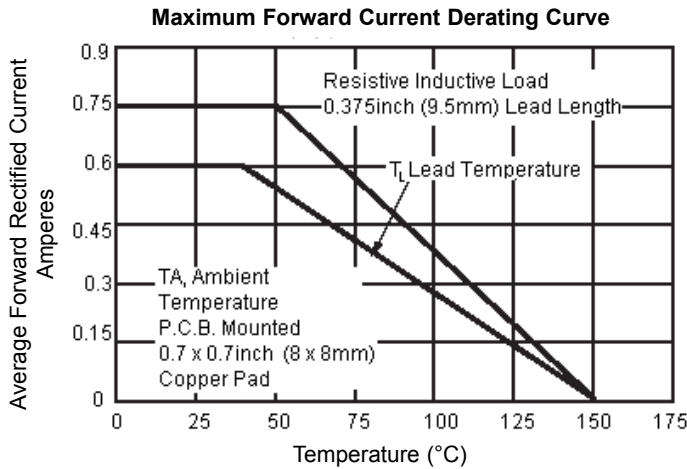
Type Number	Symbol	UG06A	UG06C	UG06D	Units
Maximum Recurrent Peak Reverse Voltage	V_{RRM}	50	150	200	V
Maximum RMS Voltage	V_{RMS}	35	105	140	
Maximum DC Blocking Voltage	V_{DC}	50	150	200	
Maximum Average Forward Rectified Current 0.375 inch (9.5mm) Lead Length at $T_L = 75^\circ\text{C}$	$I_{(AV)}$	0.6			A
Peak Forward Surge Current, 8.3ms Single Half Sine-wave Superimposed on Rated Load (JEDEC method) at $T_L = 75^\circ\text{C}$	I_{FSM}	40			
Maximum Instantaneous Forward Voltage at 0.6A	V_F	0.95			V
Maximum DC Reverse Current at $T_A = 25^\circ\text{C}$ at Rated DC Blocking Voltage at $T_A = 125^\circ\text{C}$	I_R	5.0 150			μA μA
Maximum Reverse Recovery Time (Note 1)	T_{rr}	15			nS
Typical Junction Capacitance (Note 2)	C_j	9.0			pF
Typical Thermal Resistance (Note3)	$R_{\theta JA}$ $R_{\theta JL}$	97 28			$^\circ\text{C}/\text{W}$
Operating Junction Temperature Range	T_J	-55 to +150			$^\circ\text{C}$
Storage Temperature Range T_{STG}	T_{STG}				

Note: 1. Reverse Recovery Test Conditions: $I_F = 0.5\text{A}$, $I_R = 1.0\text{A}$, $I_{RR} = 0.25\text{A}$.

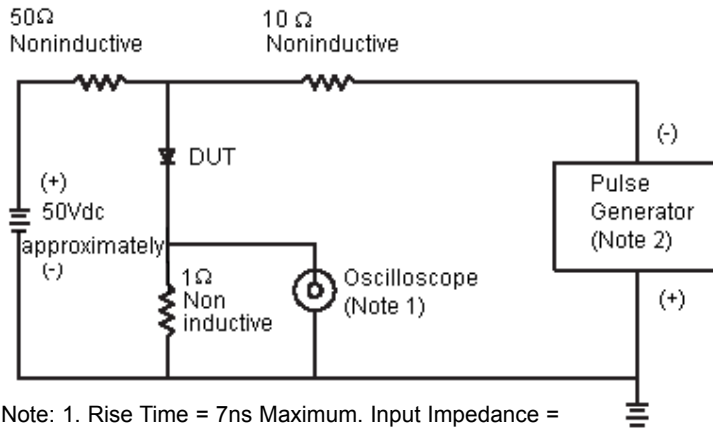
2. Measured at 1MHz and Applied Reverse Voltage of 4.0 Volts DC.

3. Thermal Resistance from junction to Ambient at 0.375 inch (9.5mm) Lead Length
Mounted on Cu-Pad Size 0.2 x 0.2 inches (5mm x 5mm) on PCB.

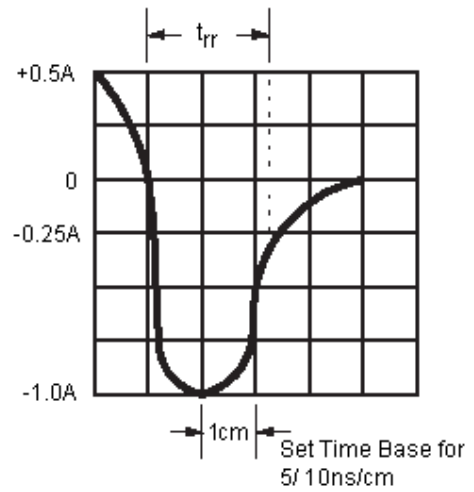
Ratings and Characteristic Curves (UG06A, UG06C, UG06D)



Reverse Recovery Time Characteristic and Test Circuit Diagram



Note: 1. Rise Time = 7ns Maximum. Input Impedance = 1 Megohm 22pf
 2. Rise Time = 10ns Maximum Source Impedance = 50 ohms



Part Number Table

Description	Part Number
Diode, Ultra-Fast, 6A, 50V	UG06A
Diode, Ultra-Fast, 6A, 150V	UG06C
Diode, Ultra-Fast, 6A, 200V	UG06D

Notes:

International Sales Offices:

 **AUSTRALIA - Farnell**
Tel No: ++61 1300 361 005
Fax No: ++61 1300 361 225

 **FINLAND - Farnell**
Tel No: ++358 9 560 7780
Fax No: ++358 9 345 5411

 **ITALY - Farnell**
Tel No: ++39 02 93 995 200
Fax No: ++39 02 93 995 300

 **SPAIN - Farnell**
Tel No: 901 20 20 80
Fax No: 901 20 20 90

 **AUSTRIA - Farnell**
Tel No: ++43 662 2180 680
Fax No: ++43 662 2180 670

 **FRANCE - Farnell**
Tel No: ++33 474 68 99 99
Fax No: ++33 474 68 99 90

 **MALAYSIA - Farnell-Newark**
Tel No: ++60 3 7873 8000
Fax No: ++60 3 7873 7000

 **SWEDEN - Farnell**
Tel No: ++46 8 730 50 00
Fax No: ++46 8 83 52 62

 **BELGIUM - Farnell**
Tel No: ++32 3 475 2810
Fax No: ++32 3 227 3648

 **GERMANY - Farnell**
Tel No: ++49 89 61 39 39 39
Fax No: ++49 89 613 59 01

 **NETHERLANDS - Farnell**
Tel No: ++31 30 241 7373
Fax No: ++31 30 241 7333

 **SWITZERLAND - Farnell**
Tel No: ++44 204 64 64
Fax No: ++44 204 64 54


 **BRAZIL - Farnell-Newark**
Tel No: ++55 11 4066 9400
Fax No: ++55 11 4066 9410

 **HONG KONG - Farnell-Newark**
Tel No: ++852 2268 9888
Fax No: ++852 2268 9899

 **NEW ZEALAND - Farnell**
Tel No: 0800 90 80 80
Fax No: 0800 90 80 81

 **UK - Farnell**
Tel No: ++44 8701 200 200
Fax No: ++44 8701 200 201

 **CHINA - Farnell-Newark**
Tel No: ++86 10 6238 5152
Fax No: ++86 10 6238 5022

 **HUNGARY - Farnell**
Tel No: ++44 870 1200 208
Fax No: ++44 870 1200 209

 **NORWAY - Farnell**
Tel No: 800 146 70
Fax No: 800 146 76

 **UK - CPC**
++44 8701 202 530
++44 8701 202 531

 **CZECH REPUBLIC - Farnell**
Tel No: ++44 870 1200 208
Fax No: ++44 870 1200 209

 **INDIA - Farnell**
Tel No: ++44 870 1200 208
Fax No: ++44 870 1200 209

 **PORTUGAL - Farnell**
Tel No: ++34 93 475 8804
Fax No: ++34 93 474 5288

 **USA - Newark**
Tel No: 800 463 9275

 **DENMARK - Farnell**
Tel No: ++45 44 53 66 44
Fax No: ++45 44 53 66 06

 **IRELAND - Farnell**
Tel No: ++353 1 830 9277
Fax No: ++353 1 830 9016

 **RUSSIA - Farnell**
Tel No: ++44 870 1200 208
Fax No: ++44 870 1200 209

 **EXPORT - Farnell**
Tel No: ++44 8701 200 208
Fax No: ++44 8701 200 209
For enquiries from all other markets

 **ESTONIA - Farnell**
Tel No: ++358 9 560 7780
Fax No: ++358 9 345 5411

 **ISRAEL - Farnell**
Tel No: ++180 937 0015
Fax No: ++180 937 0014

 **SINGAPORE - Farnell-Newark**
Tel No: ++65 6788 0200
Fax No: ++65 6788 0300

<http://www.farnell.com>
<http://www.newark.com>
<http://www.cpc.co.uk>

Disclaimer This data sheet and its contents (the "Information") belong to the Premier Farnell Group (the "Group") or are licensed to it. No licence is granted for the use of it other than for information purposes in connection with the products to which it relates. No licence of any intellectual property rights is granted. The Information is subject to change without notice and replaces all data sheets previously supplied. The Information supplied is believed to be accurate but the Group assumes no responsibility for its accuracy or completeness, any error in or omission from it or for any use made of it. Users of this data sheet should check for themselves the Information and the suitability of the products for their purpose and not make any assumptions based on information included or omitted. Liability for loss or damage resulting from any reliance on the Information or use of it (including liability resulting from negligence or where the Group was aware of the possibility of such loss or damage arising) is excluded. This will not operate to limit or restrict the Group's liability for death or personal injury resulting from its negligence. SPC Multicomp is the registered trademark of the Group. © Premier Farnell plc 2008.